



# SCTPA

Sun Coast Transportation Planning Alliance

Friday, December 9, 2022  
Tampa Bay Regional Planning Council  
4000 Gateway Center Blvd., #100 St. Petersburg

**ONE REGION, ONE VOICE**

*LIVE STREAMING WILL BE AVAILBLE VIA ZOOM*

<https://us02web.zoom.us/j/81852537677?pwd=aUZjNVg3OGtHVW9aY3hxVnVKVW15Zz09>

Meeting ID: 818 5253 7677

Passcode: 100200

*Presiding: Forward Pinellas Representative*

1. **10:30 Welcome and Introductions**  
**Public Comment**
2. **10:40 Review and Approve Major Regional Transportation Priority Projects**– *Chelsea Favero, Forward Pinellas*
3. **10:50 Gulf Coast Safe Streets Summit Report**- *Parag Agrawal, Polk TPO*
4. **11:00 School Zone Speed Management Legislation Support** – *Whit Blanton, Forward Pinellas*
5. **11:10 Endorsement of TMA Letter Regarding State-Supported Amtrak Service** – *Elizabeth Watkins, Hillsborough TPO*
6. **11:20 Work Program Overview for Districts 1 and 7** – *MPO/TPO Directors*
7. **11:50 2023 Meeting Calendar** – *MPO/TPO Staff Directors*
8. **12:00 Adjourn**

*Next Meeting: March 24, 2023 9:30am*

*Location: Pasco TBD*



*Appeals: Certain public meetings result in actions taken by the public board, commission or agency that may be appealed; in such case persons are advised that, if they decide to appeal any decision made at a public meeting/hearing, they will need a record of the proceedings, and, for such purposes, they may need to ensure that a verbatim record of the proceedings is made, which record includes the testimony and evidence upon which the appeal is to be based.*

*Nondiscrimination: Forward Pinellas, Plan Hillsborough, and the Pasco MPO do not discriminate in any of their programs or services. Public participation is solicited without regard to race, color, national origin, age, sex, religion, disability or family status.*

*Persons needing interpreter services or accommodations for a disability in order to participate in this meeting, free of charge, are encouraged to contact Joshua Barber, (813) 576-2313 or [barberj@plancom.org](mailto:barberj@plancom.org), three business days in advance of the meeting. We cannot ensure 508 accessibility for documents produced by other agencies or organizations.*

*Se recomienda a las personas que necesiten servicios de interpretación o adaptaciones por una discapacidad para participar en esta reunión, o ayuda para leer o interpretar los temas de esta agenda, sin costo alguno, que se pongan en contacto con Joshua Barber, (813) 576-2313 o [barberj@plancom.org](mailto:barberj@plancom.org), tres días hábiles antes de la reunión. Si sólo habla español, por favor llame a la línea de ayuda en español al (813) 272-5940 o (813) 273-3774 ext. 1.*

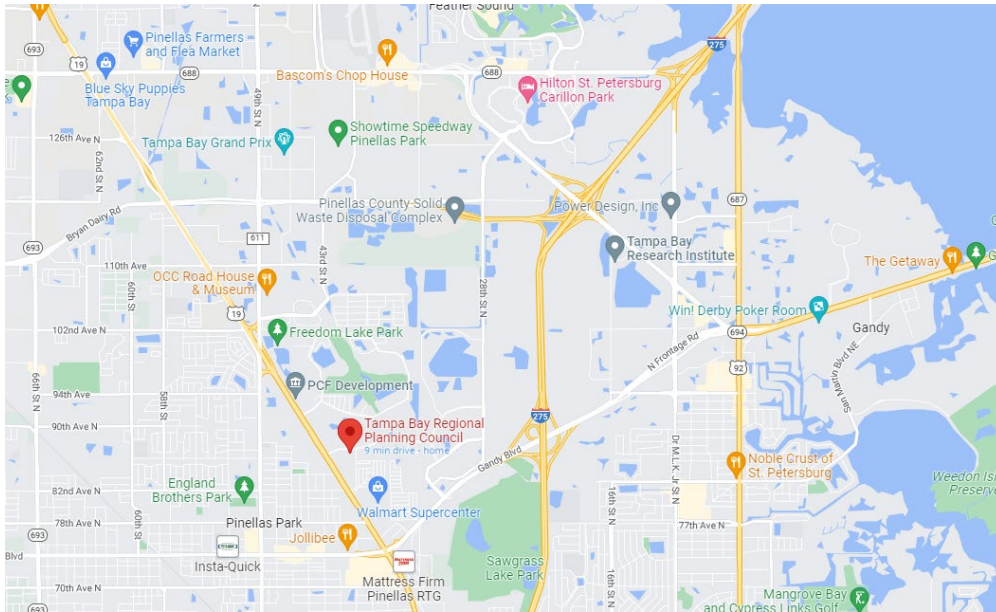
*In accordance with Title 17 U.S.C. Section 107, materials attached are for research and educational purposes, and are distributed without profit to board members, staff, or related committees or subcommittees the TMA supports. The TMA has no affiliation whatsoever with the originator of attached articles nor is the TPO endorsed or sponsored by the originator. Persons wishing to use copyrighted material for purposes of their own that go beyond 'fair use' must first obtain permission from the copyright owner.*

# MEETING LOCATION MAP

Tampa Bay Regional Planning Council

4000 Gateway Centre Blvd., #100

Pinellas Park, FL 33782





# SCTPA

Sun Coast Transportation Planning Alliance

**ONE REGION, ONE VOICE**

**AGENDA ITEM:**

REVIEW AND APPROVE MAJOR REGIONAL TRANSPORTATION PRIORITY PROJECTS

**Presenter:**

Chelsea Favero, Forward Pinellas

**SUMMARY:**

This agenda item is to approve the list of major priority projects for 2023. At this time, staff is recommending adding a regional passenger rail transit connection between Tampa and Orlando, two additional Polk County projects and a Hillsborough project, while cleaning up the priority list to reflect changes in project statuses. After review and approval, this list will be transmitted to the each MPO/TPO for incorporation into their Transportation Improvement Programs, and to the Florida Department of Transportation for funding consideration.

**RECOMMENDED ACTION:**

APPROVAL OF THE 2023 SCTPA PRIORITY PROJECTS

**ATTACHMENTS:**

PROPOSED 2023 SCTPA PRIORITY PROJECTS



## 2023 Regional Transportation Priorities

Approved on December 9, 2022

### Projects Recently Completed Because of Our Collective Advocacy

- ✓ SunRunner Rapid Transit
- ✓ I-75 Interchange at Overpass Rd
- ✓ Suncoast Parkway 2 Extension

### Funded Regional Priority Projects – *Thank you for your support!*

- ✓ Howard Frankland Bridge Replacement
- ✓ Gateway Expressway
- ✓ I-75 Interchange at Big Bend Road
- ✓ I-275/SR 60 Tampa Westshore District Interchange Phase 1 & 2
- ✓ I-275 Safety & Operational Improvements at Downtown Tampa/I-4 Interchange
- ✓ Central Polk Parkway Segment 1
- ✓ CR 557 from US 17/92 to I-4

### Top Unfunded Priorities for the Greater Tampa Bay Region

- I-75 Interchange at Gibsonton Dr
- I-275 Express Lanes from I-375 to Gandy Blvd.
- I-275/SR 60 Tampa Westshore District Interchange Phase 3
- SR 54/US 41 Intersection
- US 41 from SR 44 to SR 200
- Desoto Bridge Replacement
- Bradenton-Palmetto Connector
- I-4 and the SR 33 Interchange Design and Construction (Exit 38)
- Downtown Lakeland Intermodal Transit Center
- Regional Rapid Transit in the I-275 Corridor
- Replacement of HART's Heavy Maintenance Facilities
- Regional passenger rail transit connection between Tampa and Orlando

**AGENDA ITEM:**

GULF COAST SAFE STREETS SUMMIT REPORT

**Presenter:**

Parag Agrawal, Polk TPO

**SUMMARY:**


In November 2022, the Polk TPO hosted the Gulf Coast Safe Streets Summit on behalf of the SCTPA. The Polk TPO Director will provide an overview of that day's events, while announcing the host agency for the 2023 Summit.

**RECOMMENDED ACTION:**

N/A

**ATTACHMENTS:**

N/A



**AGENDA ITEM:**

ENFORCEMENT OF SCHOOL ZONE SPEED LIMITS

**Presenter:**

Whit Blanton, Forward Pinellas

**SUMMARY:**

Transportation safety continues to be a major issue facing the State of Florida and the Tampa Bay/greater Sun Coast region. In addition to engineering design for safer streets, both enforcement and education, including the use of available technologies, are important components of making our roadways safer. Speed enforcement is a key Vision Zero strategy that reduces dangerous driving behavior, serious injuries, and fatalities. Florida has lagged much of the nation in school zone safety, and the use of speed detection devices is a simple, effective, and inexpensive means of providing enforcement and education in school zones. The Florida Legislature again considered enabling cities and counties to install speed detection devices in school zones during the 2022 Legislative Session. [SB 410](#) passed each of its committee stops before being placed on the calendar for full consideration, where it died for lack of a companion bill. [HB 189](#) did not receive a hearing in any of its assigned committees.


For those bills to be re-introduced and gain support in the legislative process, additional local and regional support may be needed. Many of the MPOs comprising the Sun Coast Transportation Planning Alliance are leading Vision Zero efforts that would benefit from greater use of technology to reduce the risk of traffic violence to children and vulnerable road users.

**RECOMMENDED ACTION:**

SCTPA TO CONSIDER AUTHORIZING LETTER(S) OF SUPPORT FOR 2023 LEGISLATIVE SESSION

**ATTACHMENTS:**

Protecting Our Kids in School Safety Zones advocacy points for SB 410 and HB 189 (2022)



## Protecting Our Kids in School Safety Zones

*SB 410 by Senator Rodriguez and HB 189 by Representative Duran*

- Hundreds of thousands of Florida students cross roadways on their way to and from school and nowhere in America are they more in danger from cars than Florida.
- An exhaustive 2018 study by Zendrive found that Florida ranked 50th of all states in terms of unsafe driving in school zones.
- Twenty Florida counties – both rural and urban – received F grades for driving behavior in school safety zones.
- Pedestrian fatalities and injuries are preventable through enforcement of existing laws and education.
- This legislation gives communities a simple, effective, and inexpensive way to protect our students.
- The bill would allow communities to install school zone speed detection devices that deter vehicles from speeding through school zones. The speed detection systems would operate on school days, beginning one hour before school and ending one hour after school.
- No citations would be issued until a law officer first reviewed and confirmed the violation and there is an appeal process for anyone who believes they have been wrongfully cited.
- This is not a gotcha program. A county or municipality must spend at least 30 days educating the public about the new enforcement measures and issue only warnings before they are allowed to levy fines.
- Only the most egregious violators would be cited – those going at least 11 miles above the speed limit – and no points will be assessed against their license. Nor will insurance companies be notified.
- **The difference in this year's bill compared to last year's legislation is in regards to the breakdown of the fine.**
- Where the money goes:
  - \$60 toward the state general fund
  - \$84 toward local municipality – and must be used for public safety
  - \$6 toward local school districts to be used for security initiatives and improving safety of student walking conditions
  - \$4 toward FDLE Criminal Standards and Training Fund
  - \$4 toward the Coach Aaron Feis Guardian Program to train school security personnel
- The devices can also be a vital law enforcement tool for Amber Alerts.
- The program has been a big success in Georgia, including Thomasville and the Atlanta area, as well as other states.

### Statistics

- 11 miles above the speed limit makes a huge difference for pedestrian safety. The Florida Department of Transportation says a driver going 35 mph only need 250 feet to stop for a pedestrian in a crosswalk, while a driver going 45 mph will travel an extra 110 feet in only half a second.
- A recent Insurance Institute for Highway Safety (IIHS) study found 100% of people hit by an SUV at 40 mph died from the impact.
- The fatality rate of someone hit by a car at 20 mph is 10 percent, compared 40 percent at 40 mph and 90 percent at 58 mph, according to the AAA Foundation for Traffic Safety.



- The risk of severe injury for a pedestrian hit by a standard car at 16 mph is 10 percent, compared to 50 percent at 31 mph and 90 percent at 46 mph.

### **Support**

- The Florida Police Chiefs Association (FPCA) and PTA supports the bill.
- The International Association of Chiefs of Police (IACP) also support speed detection devices to improve public safety in school zones and other locations.
- National Transportation Safety Board (NTSB) recommends implementation in every state.
- Insurance Institute for Highway Safety (IIHS) supports use of automated speed enforcement.

**AGENDA ITEM:**

ENDORSEMENT OF TMA'S STATE SUPPORTED AMTRAK LETTER

**Presenter:**

Elizabeth Watkins, Hillsborough TPO

**SUMMARY:**

State Supported Amtrak service is an agreement where the State provides funds, operations, or other support for Amtrak passenger rail service. Partnership agreements are unique to each State and route. On September 23, 2022, the TMA Leadership Group sent a letter addressed to FDOT Assistant Secretary Thoburn asking the State to assess participation in State Supported Amtrak service.

**RECOMMENDED ACTION:**


ENDORSE TMA STATE SUPPORTED AMTRAK LETTER

**PREPARED BY:**

Elizabeth Watkins, Hillsborough TPO

**ATTACHMENTS:**

December 9, 2022, SCTPA State Supported Amtrak Letter



Assistant Secretary Brad Thoburn  
FDOT Strategic Development Office  
605 Suwannee St Tallahassee, FL 32399

RE: FDOT Participation in State Supported Amtrak Service

Dear Assistant Secretary Thoburn,

The six MPOs of the Sun Coast Transportation Planning Alliance support our Tampa Bay Transportation Management Area Leadership Group's September 23, 2022, letter asking FDOT to engage with Amtrak to improve passenger rail service in West Central Florida. Specifically, we request FDOT undertake a formal assessment of state financial participation in State Supported Amtrak Service under [29 U.S.C. 24712](#). This action is consistent with the Alliance's regional transit vision of providing transportation alternatives to congested highways, as well as our member MPOs' Long Range Transportation Plans.

FDOT's participation in State Supported Amtrak Service would improve existing passenger rail service and serve as a catalyst for future expansion of the passenger rail network. Currently, there are 17 state departments of transportation that financially support Amtrak passenger rail service across 28 routes nationwide. As the third largest state in the nation, the investment in passenger rail is critical for mitigating congestion and providing transportation options. Additionally, FDOT's participation in State Supported Amtrak Service broadens eligibility to apply for federal grants.

Thank you for your attention to this request. We look forward to assisting FDOT in assessing the State of Florida's participation in State Supported Amtrak Service.

Sincerely,

Councilmember Gina Driscoll  
SCTPA Chair



Cc: MPO Staff Directors  
Alison Stettner, FDOT Office of Policy Planning  
Kenyatta Lee, FDOT Modal Development

**AGENDA ITEM:**

WORK PROGRAM OVERVIEW FOR DISTRICTS 1 AND 7

**Presenter:**

MPO/TPO Staff Directors

**SUMMARY:**


Each Fall, FDOT releases the Draft Tentative Work Program, identifying the various projects that are anticipated to receive funding in the next Five Year Work Program. In November, each MPO/TPO in Districts 1 and 7 received the draft listing of projects for their planning area. Each of the MPO/TPO Directors will provide an overview of the major projects of regional significance included in the Draft Tentative Work Program.

**RECOMMENDED ACTION:**

N/A

**ATTACHMENTS:**

SIS PROJECTS IN THE DISTRICT 7 FY 24-28 DRAFT TENTATIVE WORK PROGRAM  
TRANSIT PROJECTS IN THE DISTRICT 7 FY 24-28 DRAFT TENTATIVE WORK PROGRAM



**WORK PROGRAM FY 2024-2028:  
SIS PROJECTS**

|   | 2024          | 2025          | 2026          | 2027         | 2028          | Grand Total     |
|---|---------------|---------------|---------------|--------------|---------------|-----------------|
| <b>CITRUS</b>   | \$26,256,191  |               | \$27,162,285  |              | \$5,096,711   | \$58,515,187    |
| 437515-1  |               |               |               |              |               |                 |
| US 19/US98/SR 55/N SUNCOAST BLVD FR NE 1ST ST TO S OF SNUG HARBOR<br>RESURFACING                    |               |               | \$3,063,584   |              |               | \$3,063,584     |
| 440250-1  |               |               |               |              |               |                 |
| US 98/SR700/W PONCE DE LEON BLVD FROM HERNANDO CO/L TO US 19/SR55<br>RESURFACING                    | \$5,648,984   |               |               |              |               | \$5,648,984     |
| 443981-1  |               |               |               |              |               |                 |
| US 41/SR 45 FROM SOUTH OF SR 44 TO E GRACE STREET<br>TRAFFIC OPS IMPROVEMENT                        | \$1,820,252   |               |               |              |               | \$1,820,252     |
| 447928-1  |               |               |               |              |               |                 |
| US 19/SR 55 FROM N OF NW 7TH AVE TO S OF WITHLACOOCHEE RIVER BRIDGE<br>RESURFACING                  | \$2,306,237   |               | \$23,435,678  |              |               | \$25,741,915    |
| 448040-1  |               |               |               |              |               |                 |
| SR 44/E GULF TO LAKE HWY FROM E OF US 41 TO SUMTER COUNTY LINE<br>RESURFACING                       | \$16,480,718  |               |               |              |               | \$16,480,718    |
| 450545-1  |               |               |               |              |               |                 |
| US 41/SR 45 FROM SOUTH OF SR 44 TO NORTH OF SR 44<br>RESURFACING                                    |               |               | \$663,023     |              | \$5,096,711   | \$5,759,734     |
| <b>HERNANDO</b>   | \$10,438,447  | \$11,076,987  | \$48,579,185  |              |               | \$70,094,619    |
| 416735-1  |               |               |               |              |               |                 |
| SR 50/CORTEZ BLVD FROM W OF BUCK HOPE RD TO W OF JEFFERSON STREET<br>ADD LANES & REHABILITATE PVMNT |               |               |               |              | \$43,456,589  | \$43,456,589    |
| 443805-1  |               |               |               |              |               |                 |
| US98/SR50/SR700 FR E OF MONDON HILL RD/SPRING LAKE HWY TO LOCKHART RD<br>RESURFACING                | \$9,803,585   |               |               |              |               | \$9,803,585     |
| 447237-1  |               |               |               |              |               |                 |
| US 98/SR 50 AT MONDON HILL RD<br>RESURFACING  | \$634,862     |               | \$5,122,596   |              |               | \$5,757,458     |
| 447948-1  |               |               |               |              |               |                 |
| US 98/SR 50/SR700 FROM MONDON HILL RD TO S OF JASMINE DR<br>RESURFACING                             |               | \$11,076,987  |               |              |               | \$11,076,987    |
| <b>HILLSBOROUGH</b>   | \$807,761,986 | \$120,391,335 | \$348,238,003 | \$29,595,804 | \$405,147,179 | \$1,711,134,307 |
| 258643-1  |               |               |               |              |               |                 |
| I-275/I-4 FROM N HILLSBOROUGH RIVER TO DOWNTOWN INTERCHANGE<br>INTERCHANGE IMPROVEMENT              | \$1,000,000   | \$1,000,000   | \$1,000,000   | \$1,000,000  | \$1,000,000   | \$5,000,000     |
| 412531-2  |               |               |               |              |               |                 |
| I-275 (SR 93)/SR 60 INTERCHANGE<br>INTERCHANGE - ADD LANES  | \$46,545,771  | \$529,000     |               |              |               | \$47,074,771    |
| 430337-1  |               |               |               |              |               |                 |
| I-4/SR 400 WB FM E OF ORIENT RD TO WEST OF I-75 (SR 93A)<br>ADD AUXILIARY LANE(S)                   |               |               |               |              | \$2,602,200   | \$2,602,200     |
| 430573-3  |               |               |               |              |               |                 |
| I75/I275 CD ROAD FM S OF COUNTY LINE RD TO COUNTY LINE RD (PHASE II)<br>NEW ROAD CONSTRUCTION       |               |               | \$29,894,141  |              |               | \$29,894,141    |
| 432969-1  |               |               |               |              |               |                 |
| TAMPA INTERNATIONAL AIRPORT - RAMP FEDEX/EMORY AND TAXIWAY K<br>AVIATION PRESERVATION PROJECT       |               |               | \$970,000     |              |               | \$970,000       |

**WORK PROGRAM FY 2024-2028:  
SIS PROJECTS**

|  | 2024         | 2025         | 2026         | 2027         | 2028        | Grand Total   |
|--|--------------|--------------|--------------|--------------|-------------|---------------|
| 434045-2   |              |              |              |              |             |               |
| I-275 (SR 93) FROM N OF LOIS AVE TO N OF HOWARD AVE<br>ADD LANES & REHABILITATE PVMNT            |              |              |              | \$100,000    |             | \$100,000     |
| 435130-1   |              |              |              |              |             |               |
| PORT TAMPA BAY - HOOKERS POINT IMPROVEMENTS<br>SEAPORT CAPACITY PROJECT                          | \$11,426,667 |              | \$8,000,000  | \$8,034,667  |             | \$27,461,334  |
| 435726-1   |              |              |              |              |             |               |
| I-4 (SR 400) FM W OF I-75 NB OFF RAMP TO E OF MANGO RD<br>INTERCHANGE - ADD LANES                |              |              | \$1,628,889  | \$15,309,000 |             | \$16,937,889  |
| 435750-1   |              |              |              |              |             |               |
| SR 60 FROM VALRICO RD TO E OF DOVER RD<br>ADD LANES & RECONSTRUCT                                |              |              | \$10,634,901 |              |             | \$10,634,901  |
| 437650-2   |              |              |              |              |             |               |
| I-75/SR 93A AT GIBSONTON DRIVE<br>INTERCHANGE - ADD LANES  | \$5,292,776  |              |              |              |             | \$5,292,776   |
| 437789-1   |              |              |              |              |             |               |
| I-75 (SR93A) AND I-4/SR 600 HILLSBOROUGH COUNTY VARIOUS LOCATIONS<br>LIGHTING                    |              |              | \$14,430,916 |              |             | \$14,430,916  |
| 437824-1   |              |              |              |              |             |               |
| SR 45 AT RAILROAD CROSSING 626925-T N OF E LONG STREET<br>RAILROAD CROSSING                      | \$370,392    |              |              |              |             | \$370,392     |
| 438711-1   |              |              |              |              |             |               |
| TAMPA INTERNATIONAL AIRPORT - BAGGAGE HANDLING SYSTEMS SERVERS<br>AVIATION PRESERVATION PROJECT  | \$2,178,300  |              |              |              |             | \$2,178,300   |
| 438753-1   |              |              |              |              |             |               |
| TAMPA INTERNATIONAL AIRPORT - PHASE 2 AND 3 MASTER PLAN PROJECTS<br>AVIATION CAPACITY PROJECT    | \$60,000,000 | \$68,650,062 | \$60,000,000 |              |             | \$188,650,062 |
| 438784-1   |              |              |              |              |             |               |
| US 92/SR 600/GANDY BRIDGE WB #100585 OVER TAMPA BAY<br>BRIDGE-REPAIR/REHABILITATION              | \$201,000    | \$2,766,009  |              |              |             | \$2,967,009   |
| 441288-1   |              |              |              |              |             |               |
| SR 60/BRANDON BLVD AT VALRICO ROAD<br>INTERSECTION IMPROVEMENT                                   |              |              |              |              | \$1,606,030 | \$1,606,030   |
| 441662-1   |              |              |              |              |             |               |
| SR 60 FROM E BUCKINGHAM PL TO E OF LITHIA PINECREST RD<br>RESURFACING                            |              |              | \$4,391,438  |              |             | \$4,391,438   |
| 441912-1   |              |              |              |              |             |               |
| TAMPA INTERNATIONAL AIRPORT - CARGO PARKING LOT REHABILITATION<br>AVIATION REVENUE/OPERATIONAL   |              | \$615,000    |              |              |             | \$615,000     |
| 442031-1   |              |              |              |              |             |               |
| TAMPA INTERNATIONAL AIRPORT - RAMP RED (PEMCO)<br>AVIATION PRESERVATION PROJECT                  |              |              | \$799,743    |              |             | \$799,743     |
| 442032-1   |              |              |              |              |             |               |
| TAMPA INTERNATIONAL AIRPORT - RAMP BLUE (PEMCO)<br>AVIATION PRESERVATION PROJECT                 |              |              | \$754,043    |              |             | \$754,043     |
| 443316-1   |              |              |              |              |             |               |
| I-4/SR 400 FROM PARK ROAD/WB EXIT RAMP INTERSECTION TO E OF PARK ROAD<br>INTERCHANGE IMPROVEMENT | \$1,401,866  |              |              |              |             | \$1,401,866   |

**WORK PROGRAM FY 2024-2028:  
SIS PROJECTS**

|  | 2024         | 2025        | 2026      | 2027        | 2028      | Grand Total  |
|--|--------------|-------------|-----------|-------------|-----------|--------------|
| 443317-1   |              |             |           |             |           |              |
| I-4/SR 400 FROM WEST OF THONOTOSASSA RD TO EAST OF THONOTOSASSA RD<br>INTERCHANGE IMPROVEMENT      | \$3,002,069  |             |           |             |           | \$3,002,069  |
| 443318-1   |              |             |           |             |           |              |
| I-4/SR 400 FROM WEST OF BRANCH FORBES RD TO EAST OF BRANCH FORBES RD<br>INTERCHANGE IMPROVEMENT    | \$2,718,879  |             |           |             |           | \$2,718,879  |
| 443319-1   |              |             |           |             |           |              |
| I-4 FROM EAST OF EB WEIGH STATION TO EAST OF MCINTOSH ROAD<br>INTERCHANGE IMPROVEMENT              | \$3,924,128  |             |           |             |           | \$3,924,128  |
| 443321-1   |              |             |           |             |           |              |
| I-4/SR 400 FROM WEST OF MANGO RD TO MANGO RD<br>INTERCHANGE IMPROVEMENT                            | \$2,308,003  |             |           |             |           | \$2,308,003  |
| 443426-1   |              |             |           |             |           |              |
| SR 60 FROM W OF SR 39 TO W OF CLARENCE GORDON JR RD.<br>RESURFACING                                | \$15,135,083 |             |           |             |           | \$15,135,083 |
| 443630-2   |              |             |           |             |           |              |
| I-75/SR 93A FROM N CSX R/R/BROADWAY AVE TO S OF SR 582/FOWLER AVE<br>RIGID PAVEMENT REHABILITATION | \$25,850,881 |             |           |             |           | \$25,850,881 |
| 443841-1   |              |             |           |             |           |              |
| HILLSBOROUGH COUNTY LONG BRIDGE REPAIR VARIOUS LOCATIONS<br>BRIDGE-REPAIR/REHABILITATION           | \$1,330,457  |             |           |             |           | \$1,330,457  |
| 443969-1   |              |             |           |             |           |              |
| SR 60/W BRANDON BLVD FROM LAKEWOOD DR TO MOUNT CARMEL<br>INTERSECTION IMPROVEMENT                  |              | \$6,046,732 |           |             |           | \$6,046,732  |
| 443969-2   |              |             |           |             |           |              |
| SR 60/BRANDON BLVD AT ST CLOUD DR<br>INTERSECTION IMPROVEMENT                                      | \$372,430    |             | \$319,300 |             | \$329,057 | \$1,020,787  |
| 444218-1   |              |             |           |             |           |              |
| TAMPA INTERNATIONAL AIRPORT - EXPANSION OF MAIN TERMINAL<br>AVIATION CAPACITY PROJECT              | \$4,901,500  |             |           |             |           | \$4,901,500  |
| 444434-1   |              |             |           |             |           |              |
| I-4/SR 400 FROM W OF COUNTY LINE ROAD TO COUNTY LINE ROAD<br>ADD TURN LANE(S)                      |              | \$1,057,806 |           | \$4,620,910 |           | \$5,678,716  |
| 444474-1   |              |             |           |             |           |              |
| TAMPA INTERNATIONAL AIRPORT - WEST SIDE (AIRSIDE E & F)<br>AVIATION CAPACITY PROJECT               | \$47,298,564 |             |           |             |           | \$47,298,564 |
| 444476-1   |              |             |           |             |           |              |
| TAMPA INTERNATIONAL AIRPORT - TAXIWAYS A,C,D,J,V AND W<br>AVIATION PRESERVATION PROJECT            | \$2,847,900  |             |           |             |           | \$2,847,900  |
| 444478-1   |              |             |           |             |           |              |
| TAMPA INTERNATIONAL AIRPORT - TAXIWAY B CONCRETE AND JOINT REHAB<br>AVIATION PRESERVATION PROJECT  | \$1,230,100  |             |           |             |           | \$1,230,100  |
| 445317-1   |              |             |           |             |           |              |
| I-75/SR 93A SB FROM S OF TAMPA BYPASS CANAL TO S OF FOWLER AVE<br>ADD LANES & RECONSTRUCT          | \$40,975,745 |             |           |             |           | \$40,975,745 |
| 445317-2   |              |             |           |             |           |              |
| I-75/SR 93A NB FROM S OF TAMPA BYPASS CANAL TO S OF FOWLER AVE<br>ADD LANES & RECONSTRUCT          | \$47,939,118 |             |           |             |           | \$47,939,118 |



**WORK PROGRAM FY 2024-2028:  
SIS PROJECTS**

|  | 2024          | 2025        | 2026          | 2027          | 2028        | Grand Total   |
|--|---------------|-------------|---------------|---------------|-------------|---------------|
| 445668-1   |               |             |               |               |             |               |
| US92/SR 600 FROM W END OF EB GANDY BRIDGE TO DALE MABRY HWY<br>ITS COMMUNICATION SYSTEM                |               | \$4,240,181 |               |               |             | \$4,240,181   |
| 445676-1   |               |             |               |               |             |               |
| HILLSBOROUGH AVE DRAINAGE - S FR FISH CREEK BRIDGE TO HILLSBOROUGH AVE<br>DRAINAGE IMPROVEMENTS        |               | \$268,980   |               |               |             | \$268,980     |
| 445679-1   |               |             |               |               |             |               |
| HILLSBOROUGH AVE DRAINAGE - N FR HILLSBOROUGH AVE TO N OF JET VIEW CIR<br>DRAINAGE IMPROVEMENTS        |               | \$84,016    |               |               |             | \$84,016      |
| 445828-1   |               |             |               |               |             |               |
| HILLSBOROUGH COUNTY BRIDGE PRESERVATION - VARIOUS LOCATIONS<br>BRIDGE-REPAIR/REHABILITATION            | \$1,356,836   |             |               |               |             | \$1,356,836   |
| 445832-1   |               |             |               |               |             |               |
| HILLSBOROUGH COUNTY SUBSTRUCTURE REPAIR VARIOUS LOCATIONS.<br>BRIDGE-REPAIR/REHABILITATION             | \$441,505     |             |               |               |             | \$441,505     |
| 445833-1   |               |             |               |               |             |               |
| HILLSBOROUGH COUNTY BRIDGE PRESERVATION VARIOUS LOCATIONS<br>BRIDGE-REPAIR/REHABILITATION              | \$331,760     |             |               |               |             | \$331,760     |
| 446131-1   |               |             |               |               |             |               |
| I-4 WB AUXILIARY LANE FROM E OF 50TH ST T W OF MLK JR BLVD<br>ADD AUXILIARY LANE(S)                    |               | \$4,702,291 |               |               |             | \$4,702,291   |
| 446132-1   |               |             |               |               |             |               |
| I-4 EB EXIT RAMP TO I-75 FROM E OF TAMPA BYPASS CANAL TO W OF I-75<br>ADD AUXILIARY LANE(S)            |               |             | \$5,713,010   |               |             | \$5,713,010   |
| 446133-1   |               |             |               |               |             |               |
| I-4 WB AUXILIARY LANE FROM E OF WEIGH STATION TO W OF MCINTOSH RD<br>ADD AUXILIARY LANE(S)             |               |             |               | \$3,788,769   |             | \$3,788,769   |
| 446134-1   |               |             |               |               |             |               |
| I-4 WB AUXILIARY LANE FROM E OF BETHLEHM RD TO W OF BRANCH FORBES RD<br>ADD AUXILIARY LANE(S)          |               |             |               | \$531,227     | \$1,664,142 | \$2,195,369   |
| 446135-1   |               |             |               |               |             |               |
| I-4 EB AUXILIARY LANE FROM E OF BETHLEHEM RD TO W OF BRANCH FORBES RD<br>ADD AUXILIARY LANE(S)         |               |             |               |               | \$3,145,666 | \$3,145,666   |
| 447107-2   |               |             |               |               |             |               |
| I275/SR93 FM N OF HFB TO N OF LOIS,SR60 FM KENNEDY TO N OF SPRUCE/TIA<br>ADD LANES & RECONSTRUCT       | \$474,016,879 |             |               |               |             | \$474,016,879 |
| 447107-3   |               |             |               |               |             |               |
| I275/SR93 FM N OF HFB TO N OF LOIS,SR60 FM KENNEDY TO N OF SPRUCE/TIA.<br>ADD LANES & RECONSTRUCT      |               |             | \$209,037,370 |               |             | \$209,037,370 |
| 447107-4   |               |             |               |               |             |               |
| I275/SR93 FM N OF HFB TO N OF LOIS;SR60 FM KENNEDY TO N OF SPRUCE/TIA<br>ADD LANES & RECONSTRUCT       |               |             |               | \$391,011,315 |             | \$391,011,315 |
| 447749-1   |               |             |               |               |             |               |
| US 92/SR 600 OVER TAMPA BAY - LONG BRIDGE REPAIR BRIDGE 100300, 100585<br>BRIDGE-REPAIR/REHABILITATION |               | \$351,000   | \$603,313     |               |             | \$954,313     |
| 447750-1   |               |             |               |               |             |               |
| HILLSBOROUGH COUNTY VARIOUS LOCATIONS APPROACH SLAB REPAIRS<br>BRIDGE-REPAIR/REHABILITATION            |               | \$276,000   | \$1,481,999   |               |             | \$1,757,999   |

**WORK PROGRAM FY 2024-2028:  
SIS PROJECTS**

|  | 2024         | 2025         | 2026         | 2027         | 2028        | Grand Total   |
|--|--------------|--------------|--------------|--------------|-------------|---------------|
| 448698-1   |              |              |              |              |             |               |
| I-4 TRUCK PARKING FACILITY<br>PARKING FACILITY   |              | \$25,412,820 |              |              |             | \$25,412,820  |
| 448736-1   |              |              |              |              |             |               |
| TAMPA INTERNATIONAL AIRPORT - REPLACE ARFF VEHICLE<br>AVIATION SAFETY PROJECT                        | \$1,191,500  |              |              |              |             | \$1,191,500   |
| 448737-1   |              |              |              |              |             |               |
| TAMPA INTERNATIONAL AIRPORT - SHOOTER DETECTION SYSTEM<br>AVIATION SECURITY PROJECT                  | \$1,705,500  |              |              |              |             | \$1,705,500   |
| 450547-1   |              |              |              |              |             |               |
| I-275 FROM WILLOW AVE TO W OF GREEN STREET<br>RESURFACING  | \$466,377    |              | \$2,970,378  |              |             | \$3,436,755   |
| <b>PASCO</b>   | \$27,518,291 | \$28,615,500 | \$44,017,817 |              |             | \$100,151,608 |
| 419182-2   |              |              |              |              |             |               |
| US 41(SR45) AT SR54 FROM W OF WILSON RD TO E OF OSPREY LN<br>INTERCHANGE (NEW)                       | \$5,000,000  | \$28,615,500 |              |              |             | \$33,615,500  |
| 430573-2   |              |              |              |              |             |               |
| I75/I275 FROM COUNTY LINE ROAD TO SR 56 (PHASE II)<br>INTERCHANGE IMPROVEMENT                        | \$1,804,400  |              | \$44,017,817 |              |             | \$45,822,217  |
| 443837-1   |              |              |              |              |             |               |
| US 19/SR 55 OVER PITHLACHASCOTEE RIVER BR#140005 SUBSTRUCTURE REPAIR<br>BRIDGE-REPAIR/REHABILITATION | \$302,114    |              |              |              |             | \$302,114     |
| 449315-1   |              |              |              |              |             |               |
| SR 54 AT SR 589 (SUNCOAST TRAIL)<br>PEDESTRIAN/WILDLIFE OVERPASS                                     | \$11,133,880 |              |              |              |             | \$11,133,880  |
| 449316-1   |              |              |              |              |             |               |
| SR 52 AT SR 589 (SUNCOAST TRAIL)<br>PEDESTRIAN/WILDLIFE OVERPASS                                     | \$9,277,897  |              |              |              |             | \$9,277,897   |
| <b>PINELLAS</b>  | \$50,117,365 | \$22,839,810 | \$48,393,420 | \$63,455,600 | \$4,906,528 | \$189,712,723 |
| 256774-2   |              |              |              |              |             |               |
| US 19 (SR 55) FROM N OF SR 580 (MAIN ST) TO NORTHSIDE DR<br>ADD LANES & RECONSTRUCT                  | \$10,000,000 |              |              |              |             | \$10,000,000  |
| 408671-3   |              |              |              |              |             |               |
| INTERSTATE HIGHWAY PATROL<br>SERVICE PATROL/FHP  | \$790,000    | \$790,000    | \$855,000    | \$465,000    |             | \$2,900,000   |
| 422509-1   |              |              |              |              |             |               |
| SKYWAY BRIDGE CORRIDOR ENGINEERING SERVICE<br>BRIDGE OPERATIONS                                      | \$100,000    | \$50,000     |              |              |             | \$150,000     |
| 433796-1   |              |              |              |              |             |               |
| US 19 (SR 55) FROM S OF TIMBERLANE RD TO S OF LAKE ST<br>ADD LANES & RECONSTRUCT                     |              |              |              | \$20,065,600 |             | \$20,065,600  |
| 433797-1   |              |              |              |              |             |               |
| US 19 (SR 55) FROM N OF NEBRASKA AVE TO S OF TIMBERLANE RD<br>ADD LANES & RECONSTRUCT                |              |              | \$13,358,800 |              |             | \$13,358,800  |
| 433799-1   |              |              |              |              |             |               |
| US 19 (SR 55) FROM S OF CR 95 TO PINE RIDGE WAY W<br>INTERCHANGE (NEW)                               |              |              | \$28,661,200 |              |             | \$28,661,200  |

**WORK PROGRAM FY 2024-2028:  
SIS PROJECTS**

|  | 2024         | 2025        | 2026        | 2027         | 2028        | Grand Total  |
|--|--------------|-------------|-------------|--------------|-------------|--------------|
| 435914-2   |              |             |             |              |             |              |
| US 19/SR 55 FROM 66TH AVE N TO 118TH AVE N<br>INTERCHANGE IMPROVEMENT                                  | \$130,000    |             |             |              |             | \$130,000    |
| 437805-1   |              |             |             |              |             |              |
| I-275(SR93) AND US19(SR55) IN PINELLAS COUNTY AT VARIOUS LOCATIONS<br>LIGHTING                         | \$5,362,714  |             |             |              |             | \$5,362,714  |
| 438785-1   |              |             |             |              |             |              |
| SUBSTRUCTURE REPAIR I-275 HOWARD FRANKLAND BRIDGE SB #150210<br>BRIDGE-REPAIR/REHABILITATION           | \$251,000    | \$7,542,436 |             |              |             | \$7,793,436  |
| 443780-1   |              |             |             |              |             |              |
| US 19/SR 55 FROM S OF CR 528/DREW ST TO N OF CR 576/SUNSET PT RD<br>RESURFACING                        | \$11,795,429 |             |             |              |             | \$11,795,429 |
| 443842-1   |              |             |             |              |             |              |
| I-275 SB OVER 31ST ST S BRIDGE # 150149<br>BRIDGE - PAINTING   |              |             |             | \$125,000    | \$4,906,528 | \$5,031,528  |
| 444243-1   |              |             |             |              |             |              |
| SR 688/ULMERTON RD FROM FOUNTAIN PARKWAY TO I-275<br>BIKE PATH/TRAIL                                   |              | \$1,275,794 |             |              |             | \$1,275,794  |
| 444471-1   |              |             |             |              |             |              |
| ST PETE-CLEARWATER INTERNATIONAL AIRPORT - PASSENGER TERMINAL IMPROV.<br>AVIATION CAPACITY PROJECT     | \$8,000,000  | \$4,000,000 | \$4,000,000 | \$42,800,000 |             | \$58,800,000 |
| 445829-1   |              |             |             |              |             |              |
| I-275/SR 55 SKYWAY CORRIDOR REHABILITATION<br>BRIDGE-REPAIR/REHABILITATION                             |              |             | \$651,000   |              |             | \$651,000    |
| 445830-1   |              |             |             |              |             |              |
| PINELLAS COUNTY DRAINAGE REPAIRS VARIOUS LOCATIONS<br>BRIDGE-REPAIR/REHABILITATION                     | \$883,924    |             |             |              |             | \$883,924    |
| 445864-1   |              |             |             |              |             |              |
| I-175/SR 594 FROM E 16TH STREET S TO 4TH STREET S<br>RIGID PAVEMENT REHABILITATION                     | \$6,396,262  |             |             |              |             | \$6,396,262  |
| 445981-1   |              |             |             |              |             |              |
| I-275 SB RAMP TO I-375 EB BRIDGE 150124<br>BRIDGE-REPAIR/REHABILITATION                                | \$93,084     |             |             |              |             | \$93,084     |
| 447746-1   |              |             |             |              |             |              |
| PINELLAS COUNTY VARIOUS LOCATIONS CULVERTS SUBSTRUCTURE REPAIR<br>BRIDGE-REPAIR/REHABILITATION         |              | \$551,000   | \$867,420   |              |             | \$1,418,420  |
| 449411-1   |              |             |             |              |             |              |
| ST PETE -CLEARWATER INTERNATIONAL AIRPORT-REHAB STRAWBERRY PARKING LOT<br>AVIATION REVENUE/OPERATIONAL | \$1,500,000  | \$2,500,000 |             |              |             | \$4,000,000  |
| 450586-1   |              |             |             |              |             |              |
| I-275/SUNSHINE SKYWAY BRIDGE EXPANSION JOINT AND BEARING REPLACEMENT<br>BRIDGE-REPAIR/REHABILITATION   | \$251,000    |             |             |              |             | \$251,000    |
| 451686-1   |              |             |             |              |             |              |
| ST. PETE-CLEARWATER AIRPORT - PARKING GARAGE<br>AVIATION REVENUE/OPERATIONAL                           |              | \$1,000,000 |             |              |             | \$1,000,000  |
| 451949-1   |              |             |             |              |             |              |
| I 275/US 19 FROM N OF SKYWAY FISHING PIER TO S OF PINELLAS POINT DR<br>MISCELLANEOUS CONSTRUCTION      | \$4,312,952  |             |             |              |             | \$4,312,952  |

**WORK PROGRAM FY 2024-2028:  
SIS PROJECTS**

|   | 2024                 | 2025                 | 2026                 | 2027                | 2028                 | Grand Total            |
|---|----------------------|----------------------|----------------------|---------------------|----------------------|------------------------|
| 451950-1  |                      |                      |                      |                     |                      |                        |
| I 275/US 19 FR N OF SKYWAY FISHING PIER TO S OF PINELLAS POINT DR |                      |                      |                      |                     |                      |                        |
| MISCELLANEOUS CONSTRUCTION  |                      | \$4,100,000          |                      |                     |                      | \$4,100,000            |
| 452376-1  |                      |                      |                      |                     |                      |                        |
| I-75 NORTHBOUND/SOUTHBOUND SKYWAY REST AREA - TPAS INSTALLATION   |                      |                      |                      |                     |                      |                        |
| ITS FREEWAY MANAGEMENT  | \$251,000            | \$1,030,580          |                      |                     |                      | \$1,281,580            |
| <b>Grand Total</b>  | <b>\$922,092,280</b> | <b>\$182,923,632</b> | <b>\$516,390,710</b> | <b>\$93,051,404</b> | <b>\$415,150,418</b> | <b>\$2,129,608,444</b> |

TENTATIVE

**WORK PROGRAM FY 2024-2028:  
TRANSIT PROJECTS**

|  | 2024        | 2025        | 2026        | 2027        | 2028        | Grand Total  |
|--|-------------|-------------|-------------|-------------|-------------|--------------|
| <b>CITRUS</b>                                  | \$2,709,556 | \$2,659,252 | \$2,613,246 | \$1,195,544 | \$1,378,630 | \$10,556,228 |
| 402628-1                                       |             |             |             |             |             |              |
| FTA SECTION 5311 OPERATING                     |             |             |             |             |             |              |
| CAPITAL FOR FIXED ROUTE                        |             |             |             |             |             |              |
| DU   | \$134,505   | \$119,301   | \$119,301   | \$119,301   | \$119,301   | \$611,709    |
| LF   | \$134,505   | \$119,301   | \$119,301   | \$119,301   | \$119,301   | \$611,709    |
| 402628-2                                       |             |             |             |             |             |              |
| FTA SECTION 5311                               |             |             |             |             |             |              |
| OPERATING/ADMIN. ASSISTANCE                    |             |             |             |             |             |              |
| DU   | \$100,755   | \$81,221    | \$58,218    | \$128,471   | \$128,471   | \$497,136    |
| LF   | \$100,755   | \$81,221    | \$58,218    | \$128,471   | \$128,471   | \$497,136    |
| 402628-4                                       |             |             |             |             |             |              |
| CITRUS COUNTY BOCC - FTA SECTION 5307          |             |             |             |             |             |              |
| OPERATING/ADMIN. ASSISTANCE                    |             |             |             |             |             |              |
| FTA  | \$1,250,000 | \$1,250,000 | \$1,250,000 |             |             | \$3,750,000  |
| LF   | \$350,000   | \$350,000   | \$350,000   |             |             | \$1,050,000  |
| 438845-1                                       |             |             |             |             |             |              |
| CITRUS COUNTY BOCC - STATE TRANSIT BLOCK GRANT |             |             |             |             |             |              |
| OPERATING/ADMIN. ASSISTANCE                    |             |             |             |             |             |              |
| DDR  |             | \$329,104   | \$329,104   | \$350,000   | \$441,543   | \$1,449,751  |
| DPTO   | \$319,518   |             |             |             |             | \$319,518    |
| LF   | \$319,518   | \$329,104   | \$329,104   | \$350,000   | \$441,543   | \$1,769,269  |
| DIST/ST-WIDE                                   | \$891,950   | \$958,836   | \$1,000,000 | \$1,000,000 | \$1,000,000 | \$4,850,786  |
| 412534-2                                       |             |             |             |             |             |              |
| REGIONAL COMMUTER ASSISTANCE PROGRAM           |             |             |             |             |             |              |
| COMMUTER TRANS. ASSISTANCE                     |             |             |             |             |             |              |
| DDR  |             |             | \$1,000,000 | \$1,000,000 | \$1,000,000 | \$3,000,000  |
| DPTO   | \$891,950   | \$958,836   |             |             |             | \$1,850,786  |
| HERNANDO                                       | \$2,794,864 | \$3,157,727 | \$3,163,427 | \$1,811,222 | \$1,994,306 | \$12,921,546 |
| 401982-1                                       |             |             |             |             |             |              |
| HERNANDO COUNTY SECTION 5311                   |             |             |             |             |             |              |
| OPERATING/ADMIN. ASSISTANCE                    |             |             |             |             |             |              |
| DU   | \$287,717   | \$315,527   | \$315,527   | \$315,527   | \$315,527   | \$1,549,825  |
| LF   | \$287,717   | \$315,527   | \$315,527   | \$315,527   | \$315,527   | \$1,549,825  |
| 401982-2                                       |             |             |             |             |             |              |
| HERNANDO COUNTY BOCC - FTA SECTION 5311        |             |             |             |             |             |              |
| CAPITAL FOR FIXED ROUTE                        |             |             |             |             |             |              |
| DU   | \$68,855    | \$35,000    | \$25,000    | \$130,083   | \$130,083   | \$389,021    |
| LF   | \$68,855    | \$35,000    | \$25,000    | \$130,083   | \$130,083   | \$389,021    |
| 408104-1                                       |             |             |             |             |             |              |
| HERNANDO COUNTY BLOCK GRANT                    |             |             |             |             |             |              |
| OPERATING FOR FIXED ROUTE                      |             |             |             |             |             |              |
| DDR  |             | \$257,725   | \$265,457   | \$460,001   | \$551,543   | \$1,534,726  |
| DPTO   | \$415,860   | \$170,612   | \$175,730   |             |             | \$762,202    |
| LF   | \$415,860   | \$428,336   | \$441,186   | \$460,001   | \$551,543   | \$2,296,926  |

**WORK PROGRAM FY 2024-2028:  
TRANSIT PROJECTS**

|          |   |              |              |              |              |              |               |
|----------|---|--------------|--------------|--------------|--------------|--------------|---------------|
| 408715-1 |   |              |              |              |              |              |               |
|          | HERNANDO COUNTY BOCC - FTA SECTION 5307                   |              |              |              |              |              |               |
|          | TRANSIT IMPROVEMENT                                       |              |              |              |              |              |               |
|          | FTA   | \$900,000    | \$1,250,000  | \$1,250,000  |              |              | \$3,400,000   |
|          | LF  | \$350,000    | \$350,000    | \$350,000    |              |              | \$1,050,000   |
|          | HILLSBOROUGH  | \$41,914,074 | \$41,660,127 | \$38,535,066 | \$20,296,205 | \$22,730,177 | \$165,135,649 |
| 402251-2 |   |              |              |              |              |              |               |
|          | HART PUBLIC TRANSIT BLOCK GRANT PROGRAM - CAPITAL         |              |              |              |              |              |               |
|          | PURCHASE VEHICLES/EQUIPMENT                               |              |              |              |              |              |               |
|          | DDR   | \$3,470,582  |              |              |              |              | \$3,470,582   |
|          | DPTO  | \$2,735,556  | \$6,423,712  | \$6,616,423  | \$6,800,000  | \$6,891,543  | \$29,467,234  |
|          | LF  | \$6,236,613  | \$6,423,712  | \$6,616,423  | \$6,800,000  | \$6,891,543  | \$32,968,291  |
| 408109-1 |   |              |              |              |              |              |               |
|          | HART SECTION 5307   |              |              |              |              |              |               |
|          | CAPITAL FOR FIXED ROUTE                                   |              |              |              |              |              |               |
|          | FTA   | \$15,241,313 | \$15,546,139 | \$15,857,062 |              |              | \$46,644,514  |
| 412533-1 |   |              |              |              |              |              |               |
|          | TRANSPORTATION MANAGEMENT ORGANIZATION COORDINATING GROUP |              |              |              |              |              |               |
|          | COMMUTER TRANS. ASSISTANCE                                |              |              |              |              |              |               |
|          | DDR   |              | \$640,000    | \$646,801    |              |              | \$1,286,801   |
|          | DPTO  | \$1,660,718  |              |              | \$696,205    | \$747,091    | \$3,104,014   |
| 414963-2 |   |              |              |              |              |              |               |
|          | HART - FHWA SURFACE TRANSPORTATION PROGRAM                |              |              |              |              |              |               |
|          | PURCHASE VEHICLES/EQUIPMENT                               |              |              |              |              |              |               |
|          | FTAT  |              |              |              | \$3,000,000  | \$3,000,000  | \$6,000,000   |
|          | SU  |              |              |              | \$3,000,000  | \$3,000,000  | \$6,000,000   |
| 420741-1 |   |              |              |              |              |              |               |
|          | HART TRANSIT CORRIDOR PROGRAM 51X-OPERATING               |              |              |              |              |              |               |
|          | URBAN CORRIDOR IMPROVEMENTS                               |              |              |              |              |              |               |
|          | DDR   |              |              | \$318,858    |              |              | \$318,858     |
|          | DPTO  | \$294,334    | \$303,164    |              |              |              | \$597,498     |
| 430175-1 |   |              |              |              |              |              |               |
|          | TBARTA - FHWA SURFACE TRANSPORTATION PROGRAM.             |              |              |              |              |              |               |
|          | COMMUTER TRANS. ASSISTANCE                                |              |              |              |              |              |               |
|          | SU  |              |              | \$100,000    |              | \$200,000    | \$300,000     |
| 430322-1 |   |              |              |              |              |              |               |
|          | HART - TRANSIT CORRIDOR.                                  |              |              |              |              |              |               |
|          | TRANSIT IMPROVEMENT                                       |              |              |              |              |              |               |
|          | DDR   |              |              | \$318,858    |              |              | \$318,858     |
|          | DPTO  | \$294,334    | \$303,164    |              |              |              | \$597,498     |
| 434366-1 |   |              |              |              |              |              |               |
|          | HART SECTION 5339 CAPITAL ACTIVITIES                      |              |              |              |              |              |               |
|          | PURCHASE VEHICLES/EQUIPMENT                               |              |              |              |              |              |               |
|          | FTA   | \$1,980,624  | \$2,020,236  | \$2,060,641  |              |              | \$6,061,501   |
| 443140-1 |   |              |              |              |              |              |               |
|          | HART NEW FACILITY CONSTRUCTION                            |              |              |              |              |              |               |
|          | CONSTRUCT TRANSIT FACILITY                                |              |              |              |              |              |               |
|          | FTAT  | \$4,000,000  | \$4,000,000  | \$2,000,000  |              |              | \$10,000,000  |
|          | SU  | \$4,000,000  | \$4,000,000  | \$2,000,000  |              |              | \$10,000,000  |
| 443852-1 |   |              |              |              |              |              |               |

**WORK PROGRAM FY 2024-2028:  
TRANSIT PROJECTS**

|   |              |              |              |              |              |               |
|---|--------------|--------------|--------------|--------------|--------------|---------------|
| HART BUS STOP CAPITAL REPAIRS                                   |              |              |              |              |              |               |
| PUBLIC TRANSPORTATION SHELTER                                   |              |              |              |              |              |               |
| FTAT  | \$1,000,000  | \$1,000,000  | \$1,000,000  |              | \$1,000,000  | \$4,000,000   |
| SU  | \$1,000,000  | \$1,000,000  | \$1,000,000  |              | \$1,000,000  | \$4,000,000   |
| PASCO   | \$5,576,622  | \$5,687,469  | \$5,808,388  | \$4,447,256  | \$4,630,340  | \$26,150,075  |
| 402397-1  |              |              |              |              |              |               |
| PASCO BOARD OF COUNTY COMMISSIONERS - FTA SECTION 5307          |              |              |              |              |              |               |
| CAPITAL FOR FIXED ROUTE   |              |              |              |              |              |               |
| FTA   | \$900,000    | \$900,000    | \$900,000    |              |              | \$2,700,000   |
| 402413-1  |              |              |              |              |              |               |
| PCPT PUBLIC TRANSIT BLOCK GRANT PROGRAM - OPERATING             |              |              |              |              |              |               |
| OPERATING/ADMIN. ASSISTANCE                                     |              |              |              |              |              |               |
| DDR   |              |              | \$1,480,763  |              |              | \$1,480,763   |
| DPTO  | \$1,399,961  | \$1,410,461  |              | \$1,520,000  | \$1,611,542  | \$5,941,964   |
| LF  | \$1,399,961  | \$1,410,461  | \$1,480,763  | \$1,520,000  | \$1,611,542  | \$7,422,727   |
| 408319-1  |              |              |              |              |              |               |
| PCPT PUBLIC TRANSIT CORRIDOR PROGRAM-ROUTE 19 OPERATING         |              |              |              |              |              |               |
| TRANSIT IMPROVEMENT   |              |              |              |              |              |               |
| DDR   |              |              | \$220,748    |              |              | \$220,748     |
| DPTO  | \$258,742    | \$266,504    |              |              |              | \$525,246     |
| 422314-1  |              |              |              |              |              |               |
| PASCO BOARD OF COUNTY COMMISSIONERS - FTA SECTION 5311          |              |              |              |              |              |               |
| CAPITAL FOR FIXED ROUTE   |              |              |              |              |              |               |
| DU  | \$661,817    | \$743,261    | \$748,628    | \$748,628    | \$748,628    | \$3,650,962   |
| LF  | \$661,817    | \$653,628    | \$658,628    | \$658,628    | \$658,628    | \$3,291,329   |
| 429940-1  |              |              |              |              |              |               |
| PASCO BOARD OF COUNTY COMMISSIONERS - TRANSIT CORRIDOR PROGRAM. |              |              |              |              |              |               |
| URBAN CORRIDOR IMPROVEMENTS                                     |              |              |              |              |              |               |
| DDR   |              |              | \$318,858    |              |              | \$318,858     |
| DPTO  | \$294,324    | \$303,154    |              |              |              | \$597,478     |
| PINELLAS  | \$30,421,677 | \$31,833,209 | \$32,730,925 | \$15,254,140 | \$15,687,224 | \$125,927,175 |
| 402513-1  |              |              |              |              |              |               |
| PSTA - STATE TRANSIT BLOCK GRANT PROGRAM                        |              |              |              |              |              |               |
| OPERATING FOR FIXED ROUTE                                       |              |              |              |              |              |               |
| DDR   |              |              | \$5,923,053  | \$6,127,070  | \$6,218,612  | \$18,268,735  |
| DPTO  | \$5,616,139  | \$5,658,260  |              |              |              | \$11,274,399  |
| LF  | \$5,616,139  | \$5,658,260  | \$5,923,053  | \$6,127,070  | \$6,218,612  | \$29,543,134  |
| 402520-1  |              |              |              |              |              |               |
| PSTA - FTA SECTION 5307   |              |              |              |              |              |               |
| CAPITAL FOR FIXED ROUTE   |              |              |              |              |              |               |
| FTA   | \$14,609,171 | \$14,901,354 | \$15,199,381 |              |              | \$44,709,906  |
| 410695-1  |              |              |              |              |              |               |
| PSTA TRANSIT CORRIDOR PROGRAM 100X-OPERATING                    |              |              |              |              |              |               |
| URBAN CORRIDOR IMPROVEMENTS                                     |              |              |              |              |              |               |
| DDR   |              |              | \$318,864    |              |              | \$318,864     |
| DPTO  | \$287,236    | \$295,853    |              |              |              | \$583,089     |

**WORK PROGRAM FY 2024-2028:  
TRANSIT PROJECTS**

|                    |   |                     |                     |                     |                     |                     |                      |             |
|--------------------|---|---------------------|---------------------|---------------------|---------------------|---------------------|----------------------|-------------|
| 418265-1           |   |                     |                     |                     |                     |                     |                      |             |
|                    | PSTA - TRANSIT CORRIDOR PROGRAM..               |                     |                     |                     |                     |                     |                      |             |
|                    | URBAN CORRIDOR IMPROVEMENTS                     |                     |                     |                     |                     |                     |                      |             |
|                    | DDR   |                     |                     |                     |                     | \$318,858           |                      | \$318,858   |
|                    | DPTO  | \$294,334           | \$303,164           |                     |                     |                     |                      | \$597,498   |
| 430319-1           |   |                     |                     |                     |                     |                     |                      |             |
|                    | PSTA - TRANSIT CORRIDOR PROGRAM                 |                     |                     |                     |                     |                     |                      |             |
|                    | TRANSIT IMPROVEMENT                             |                     |                     |                     |                     |                     |                      |             |
|                    | DDR   |                     |                     |                     |                     | \$318,858           |                      | \$318,858   |
|                    | DPTO  | \$294,334           | \$303,164           |                     |                     |                     |                      | \$597,498   |
| 430320-1           |   |                     |                     |                     |                     |                     |                      |             |
|                    | PSTA - TRANSIT CORRIDOR PROGRAM.                |                     |                     |                     |                     |                     |                      |             |
|                    | TRANSIT IMPROVEMENT                             |                     |                     |                     |                     |                     |                      |             |
|                    | DDR   |                     |                     |                     |                     | \$318,858           |                      | \$318,858   |
|                    | DPTO  | \$294,324           | \$303,154           |                     |                     |                     |                      | \$597,478   |
| 434304-1           |   |                     |                     |                     |                     |                     |                      |             |
|                    | PSTA SECTION 5339 CAPITAL ACTIVITIES            |                     |                     |                     |                     |                     |                      |             |
|                    | PURCHASE VEHICLES/EQUIPMENT                     |                     |                     |                     |                     |                     |                      |             |
|                    | FTA   | \$1,400,000         | \$1,400,000         | \$1,400,000         |                     |                     |                      | \$4,200,000 |
| 439004-1           |   |                     |                     |                     |                     |                     |                      |             |
|                    | PSTA HIGH INTENSITY MOTORBUS - FTA SECTION 5337 |                     |                     |                     |                     |                     |                      |             |
|                    | FIXED GUIDEWAY IMPROVEMENTS                     |                     |                     |                     |                     |                     |                      |             |
|                    | FTA   | \$10,000            | \$10,000            | \$10,000            |                     |                     |                      | \$30,000    |
| 446142-1           |   |                     |                     |                     |                     |                     |                      |             |
|                    | PSTA - FHWA SURFACE TRANSPORTATION PROGRAM      |                     |                     |                     |                     |                     |                      |             |
|                    | PURCHASE VEHICLES/EQUIPMENT                     |                     |                     |                     |                     |                     |                      |             |
|                    | FTAT  |                     | \$1,500,000         | \$1,500,000         | \$1,500,000         | \$1,500,000         | \$1,500,000          | \$6,000,000 |
|                    | SU  |                     | \$1,500,000         | \$1,500,000         | \$1,500,000         | \$1,500,000         | \$1,500,000          | \$6,000,000 |
| 448807-1           |   |                     |                     |                     |                     |                     |                      |             |
|                    | PSTA CLEARWATER MULTIMODAL TRANSIT CENTER       |                     |                     |                     |                     |                     |                      |             |
|                    | PUBLIC TRANSPORTATION STATION                   |                     |                     |                     |                     |                     |                      |             |
|                    | SU  | \$2,000,000         |                     |                     |                     |                     |                      | \$2,000,000 |
| 449853-1           |   |                     |                     |                     |                     |                     |                      |             |
|                    | EXPANSION OF VAN POOL SERVICE                   |                     |                     |                     |                     |                     |                      |             |
|                    | COMMUTER TRANS. ASSISTANCE                      |                     |                     |                     |                     |                     |                      |             |
|                    | SU  |                     |                     |                     |                     |                     | \$250,000            | \$250,000   |
| <b>Grand Total</b> |   | <b>\$84,308,743</b> | <b>\$85,956,620</b> | <b>\$83,851,052</b> | <b>\$44,004,367</b> | <b>\$47,420,677</b> | <b>\$345,541,459</b> |             |



## **SCTPA 2023 Meetings and Potential Topics**

### **TMA ONLY (Pasco Host)**

**March 24<sup>th</sup>**

Future of regional planning/implementation  
Status of School Zone Speed Camera Legislation  
Regional Needs Assessment Update  
2050 SE Data Projections for the D7 MPOs  
State Transit Policy Update

### **TMA and SCTPA (Hernando/Citrus Host)**

**June 23<sup>rd</sup>**

Ongoing Future of regional transportation – vanpool, other services  
Tampa Bay Partnership  
TRIP and MUT Priorities  
Final Regional Needs Assessment Presentation  
SunRunner Update

### **TMA ONLY (Hillsborough Host)**

**September 22<sup>nd</sup>**

2050 Financial Projections  
Tampa Bay Partnership Presentation  
Discussion of CMAQ Funding (TMA)  
SIS Cost Feasible Projects

### **TMA and SCTPA (Polk Host)**

**December 1<sup>st</sup>**

2024 Regional Transportation Priorities  
FDOT Work Program Updates

**SAVE THE DATE!**

**JANUARY 23, 2023**

**Lunch: 12 - 1pm**

**Forum: 1 - 3 pm**

**FLORENDA  
GULF  
COAST  
TRAIL  
FORUM**



**REGISTER TO ATTEND!**

Location: Venice  
Community Center  
326 S. Nokomis  
Ave, Venice, FL  
34285

