



Hillsborough MPO
Metropolitan Planning
for Transportation



Fiscal Years 2017/18 - 2021/22

Effective 10/01/17 - 09/30/18

TIP
**TRANSPORTATION
IMPROVEMENT PROGRAM**



Hillsborough MPO
**Metropolitan Planning
for Transportation**

TRANSPORTATION IMPROVEMENT PROGRAM

**FOR FISCAL YEARS
2017/18 – 2021/22**

Adopted

*Hillsborough County
Metropolitan Planning Organization
601 East Kennedy, 18th Floor
Tampa, FL 33602-5117
Phone: (813) 272-5940
Fax: (813) 272-6258*

Internet address: www.hillsboroughmpo.org

Adopted: June 13, 2017

HILLSBOROUGH COUNTY METROPOLITAN PLANNING ORGANIZATION

Commissioner Lesley “Les” Miller, Jr., MPO Chairman

Hillsborough County

Paul Anderson, Port Director

Tampa Port Authority

Vice Mayor Bob Boss

City of Temple Terrace

Trent Green

The Planning Commission

Commissioner Rick Lott

City of Plant City

Commissioner Sandra Murman

Hillsborough County

Councilman Guido Maniscalco

City of Tampa

Commissioner Stacy R. White

Hillsborough County

Councilman Harry Cohen, Vice-Chair

City of Tampa

Commissioner Pat Kemp

Hillsborough County

Wallace Bowers

Hillsborough Area Regional Transit Authority (HART)

Commissioner Ken Hagan

Hillsborough County

Joe Lopano, Executive Director

Hillsborough County Aviation Authority

Councilman Luis Viera

City of Tampa

Joseph Waggoner, Executive Director

Tampa Hillsborough Expressway Authority

Cindy Stuart

Hillsborough County School Board

MPO Staff Representatives

Beth Alden, AICP

Executive Director

Cameron Clark, Esq.

MPO Attorney

Wanda West

MPO Administrative Assistant

HILLSBOROUGH COUNTY METROPOLITAN PLANNING ORGANIZATION
TRANSPORTATION IMPROVEMENT PROGRAM FOR FISCAL YEARS 2016/17 – 2020/21

PREPARED IN COOPERATION WITH



June 13, 2017

The preparation of this report has been financed in part through grant(s) from the FHWA and FTA, USDOT, under the State Planning and Research Program, Section 505 or Metropolitan Planning Program, Section 104(f) of Title 23, US Code. The contents of this report do not necessarily reflect the official views or policy of the USDOT

The MPO does not discriminate in any of its programs or services. Public participation is solicited without regard to race, color, national origin, age, sex, religion, disability or family status. [Learn more about our commitment to non-discrimination.](#)

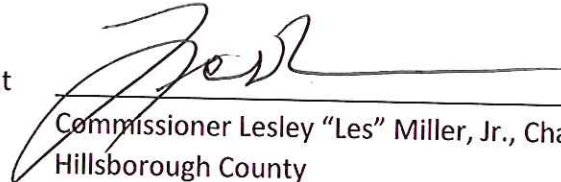
(this page left blank)

AUTHENTICATION

The Hillsborough County Metropolitan Planning Organization, at its meeting of June 13, 2017, and following an advertised public hearing, discussed and approved this Transportation Improvement Program for Fiscal Years 2017/18 – 2021/22 as required by 23 U.S.C. 134(j), 49 U.S.C. 5303(j) and Subsection 339.175 F.S.


It is hereby certified that the planning process of the Hillsborough County Metropolitan Planning Organization is being carried out in conformance with the provisions of 23 C.F.R. 450.334, 23 U.S.C. 134(k)(5), and 49 U.S.C. 5303(k)(5).

6/13/2017
Date



Commissioner Lesley "Les" Miller, Jr., Chairman
Hillsborough County
Metropolitan Planning Organization

ATTEST:



Wanda West
Metropolitan Planning Organization Secretary

(this page left blank)

**HILLSBOROUGH COUNTY METROPOLITAN PLANNING ORGANIZATION
TRANSPORTATION IMPROVEMENT PROGRAM**

TABLE OF CONTENTS

- Introduction 1
- Purpose 1
- Fiscally Constrained Financial Plan 1
- Long Range Transportation Plan Context 2
- HART Transit Funding Assumptions..... 3
- Public Involvement 4
- Consistency with Other Plans 6
- Project Highlights..... 6
- Regional Priorities 7
- TIP/STIP Relationship 8
- Federally Funded Projects from Previous Year..... 8
- Certification..... 8
- Congestion Management and Crash Reduction 9
- Transportation Disadvantage Service Plan 9
- Communities of Concern and the FDOT Work Program 9
- Hillsborough MPO Safety Measures 11
- MPO Priorities: Project Evaluation and Selection Process .. 15
- Table 1- Hillsborough MPO List of Priority Projects – Existing
Priorities Funded for Construction 18

- Table 2 - Hillsborough MPO List of Priority Projects – Candidates
for New Funding 21
- Project Listings for Fiscal Years 17/18 – 21/22 28
- LRTP Project References 28
- Table 3- Summary of Federal, State and Local Revenues.... 30
- Section 1 - FDOT Projects..... 1
- Section 2 - Hillsborough County Projects 2-1
- Section 3 - Temple Terrace Projects 3-1
- Section 4 - Plant City Projects 4-1
- Section 5 - City of Tampa Projects 5-1
- Section 6 - Hillsborough Aviation Authority Projects .. 6-1
- Section 7 - Transportation Disadvantaged Projects 7-1
- Section 8 - HART Projects..... 8-1
- Section 9 - Expressway Authority Projects 9-1
- Section 10 - Tampa Port Authority Projects 10-1
- Appendix A- Project Highlights 1
- Appendix B - Fund Codes and Descriptions 1
- Appendix C - Amendments 1
- Appendix D – Analysis & Response to Public Comments 1

(this page left blank)

**HILLSBOROUGH COUNTY METROPOLITAN PLANNING ORGANIZATION
TRANSPORTATION IMPROVEMENT PROGRAM**

DEFINITIONS & ACRONYMS

ADA (Americans with Disabilities Act)

Calls on public transit systems to make their services more fully accessible, as well as to underwrite a parallel network of paratransit services as federal civil rights legislation for disabled persons passed in 1990.

CAC (Citizens Advisory Committee)

A county-wide representation of citizen volunteers who provide input on proposed transportation plans and programs making recommendations to the MPO.

CCC (West Central Florida Chairs Coordinating Committee)

Composed of the chair of the six member MPOS, the FDOT District 1 and 7 secretaries, and the areas Regional Planning Councils, this group develops regional solutions to transportation problems and to ensure a consistent regional planning approach among the six MPOs.

ETDM (Efficient Transportation Decision Making)

A State of Florida initiative pursuant to the “Streamlining” provisions contained within the Transportation Equity Act for the 21st Century (TEA-21) that creates provisions for early and full participation in determining the socio-cultural and environmental impacts of a project.

FDOT (Florida Department of Transportation)

The agency granted the legislative authority to develop and maintain state transportation facilities and services.

FHWA (Federal Highway Administration)

The federal agency that develops regulations, policies and guidelines to achieve safety, access, economic development, and other goals of FHWA programs through construction and improvement of the nation’s transportation infrastructure and highway system.

FTA (Federal Transit Administration)

The federal agency that develops policy on public transit issues and allocates capital and operating funds for public transit projects.

FAST Act (Fixing America’s Surface Transportation)

Federal legislation that provides funding for surface transportation programs for fiscal years 2016 through 2020.

MPO (Metropolitan Planning Organization)

An agency created under federal and state law to provide a forum for cooperative decision-making in regard to regional transportation issues. Membership includes elected and appointed officials representing local jurisdictions and transportation agencies.

NEPA (National Environmental Policy Act)

Legislation that requires federal agencies to integrate environmental values into their decision making processes by considering the environmental impacts of their proposed actions and reasonable alternatives to those actions.

SIS (Strategic Intermodal System)

A statewide network of high-priority transportation facilities, including the state’s largest and most significant commercial service airports, spaceport, deepwater seaports, freight rail

terminals, passenger rail and intercity bus terminals, rail corridors, waterways and highways.

STP (Surface Transportation Program)

One of the key funding programs in FAST Act, STP monies are flexible, meaning they can be spent on mass transit, pedestrian and bicycle facilities, as well as on roads and highways.

TAC (Technical Advisory Committee)

A county-wide representation of local and state planners, engineers, air quality officials, and transit operators who provide technical input regarding transportation plans and programs and make recommendations to the MPO.

TBARTA (Tampa Bay Area Regional Transportation Authority)

The Tampa Bay Area Regional Transportation Authority was created as an agency of the state on July 1, 2007 to plan, develop, finance, construct, own, purchase, operate, maintain, relocate, equip, repair, and manage multimodal systems in Citrus, Hernando, Hillsborough, Manatee, Pasco, Pinellas, and Sarasota Counties. The authority’s purpose is to improve mobility and expand multimodal transportation options for passengers and freight throughout the seven-county region.

TIP (Transportation Improvement Program)

The primary 5-year spending plan of state and federal revenues anticipated to be allocated to the urban area as well as major transportation projects of all types.

TMA (Transportation Management Area)

Geographic area subject to special requirements under FAST Act. An urbanized area with a population of over 200,000 is

automatically a TMA, which subjects it to additional planning requirements but also entitles it to funds earmarked for large urbanized areas under the Surface Transportation Program.

YOE (Year of Expenditure)

All amounts in the TIP are expressed in “year of expenditure” dollars, which is the dollars inflated to the year spent.

Introduction

The Hillsborough Metropolitan Planning Organization (MPO) Transportation Improvement Program (TIP) is developed and updated annually as part of the MPO's Certification Process to ensure continued receipt of federal funding for transportation improvements in Hillsborough County. The contents of this TIP were developed consistent with requirements from the latest transportation legislation, Fixing America's Surface Transportation (FAST) Act.

FAST Act builds on many of the highway, transit, walking, and bicycling programs and policies established in 1991 through the Intermodal Surface Transportation Efficiency Act (ISTEA). FAST Act also created a streamlined, performance-based program to better target the limited financial resources to the most effective and affordable transportation improvements. For additional information on this legislation and the relationship to the TIP, visit: <https://www.fhwa.dot.gov/fastact/>.

Purpose

The TIP lists the regionally significant transportation projects of the local governments, authorities, and the Florida Department of Transportation (FDOT) which are within the designated Metropolitan Planning Area – Hillsborough County for the upcoming 5-year period. Included are projects funded through Title 23 and Title 49 of the U.S. Code and all regionally significant projects regardless of funding source. The TIP also demonstrates that the requirements of Section 134 of Title 23, USC and 23 CFR

Part 450.324 have been met. It will further indicate that the projects listed for the upcoming 5-year period are financially feasible using projected costs and expected revenues consistent with the MPO's priorities for the expenditure of federal funds as illustrated in Table 1 and Table 2.

Fiscally Constrained Financial Plan

The projects identified in the TIP can be implemented using current and anticipated revenues from existing sources that are reasonably expected by year as shown in Table 3. These revenue projections are based on reasonable financial principles and information developed cooperatively by the MPO, State and public transportation operators as required under 23 CFR 450.234 (h). Projects funded by Title 23 and Title 49 funds and all regionally significant projects in this TIP reflect year of expenditure costs based on the year in which funding is anticipated to be available pursuant with the requirements of 23 CFR Part 450.324(a) and 339.175(8), F.S.

The TIP is fiscally constrained, which means that the anticipated revenues match the projected cost of all projects in the FDOT work program. The demonstration of this fiscal constraint is shown at the bottom of Table 3.

Other projects in the TIP funded with local revenues are based on the adopted capital budgets for each transportation agency within the Metropolitan Planning Area. The project information included is a snapshot in time of what each agency has programmed based on their currently adopted capital budgets.

The TIP includes several regionally significant projects requiring continued support from FHWA and/or FTA. These projects include safety improvements for pedestrians and cyclists, maintaining a state of good repair for the existing transit system, modernization of traffic control systems, construction of express lanes on the Interstate Highway System, construction of multi-use trails and implementation of an enhanced and expanded transit system; including new Bus Rapid Transit routes and evaluation of projects for future New Starts transit funding. These projects have been prioritized by the MPO to receive funding through the Surface Transportation Program (STP) and many have also received funding through the Transportation Regional Incentive Program (TRIP) which was established by the State to fund projects of regional significance.

Long Range Transportation Plan Context

Priorities for the TIP were developed by drawing on the extensive prioritization of the County’s transportation needs defined in the Long Range Transportation Plan (known as the *Imagine 2040 Plan*). Prior to establishing priorities for all new projects, on-going projects - such as road projects where Right-of-Way had been acquired - were moved to the top of the priority list to ensure continuity in the project priorities and implementation. Consistent with FAST Act, projects are selected based on their ability to meet key performance measures identified in the *Imagine 2040 Plan*. These measures address system preservation, reducing crashes and vulnerability, minimizing traffic for drivers and shippers, providing real choices when not driving, and making

investments for economic growth. The *Imagine 2040 Plan* evaluated Hillsborough County’s transportation needs and prioritized future investments for programs and projects to achieve targets in the following performance areas:



Preserve the System

- Road resurfacing schedule
- Bridge repair schedule
- Transit vehicle replacement schedule



Reduce Crashes & Vulnerability

- Total crashes, fatal crashes, and pedestrian/bike crashes
- Recovery time and economic impact of a major storm



Minimize Traffic for Drivers & Shippers

- Peak-hour travel time reliability
- Affected truck trips



Real Choices When Not Driving

- People & jobs served by the bus system
- People & jobs served by the trail/sidepath network



Major (Capacity) Investments for Economic Growth

- Key Economic Spaces
 - Jobs served
 - Delay reduced
- Strategic Intermodal System
- Development Based Needs
- Longer Range Vision

For funding of projects in the TIP, the MPO requested updated project information from each implementing agency to identify project readiness and assess ability to implement the project. The list of priorities in the TIP was then transmitted to FDOT for programming. One of the funding sources for which the MPO provides priorities is the Transportation Alternative portion of the Surface Transportation Program. Unlike the other funding sources, this source has an application process which is used to determine the eligibility and feasibility of the project's use of the Transportation Alternative funds.

As listed in 23 U.S.C. 101(a)(29) and 213(b), projects listed as eligible for Transportation Alternative funding include:

- Construction, planning and design of on- and off-road facilities for bicyclists, pedestrians, and other forms of non-motorized transportation;
- Construction, planning and design of infrastructure-related projects/systems to provide safe routes for non-drivers;
- Conversion and use of abandoned railroad corridors for non-motorized use;
- Construction of turnouts, overlooks, and viewing areas;
- Inventory, control or removal of outdoor advertising;
- Historic preservation and rehabilitation of historic transportation facilities;
- Vegetation management practices in transportation right-of-way;
- Archeological activities related to impacts from transportation projects eligible under Title 23;

- Environmental mitigation activities.

HART Transit Funding Assumptions

The following presents the funding assumptions used to develop the Hillsborough Area Regional Transit Authority (HART) submission request for the Hillsborough County MPO Transportation Improvement Program.

All dollar amounts reflect funds that are not yet obligated in a grant and includes anticipatory funds in some instances. Section 5307 funds are anticipated but the total amount for any year is not confirmed until the release by pertinent Federal Register.

Funding allocations to projects are based on HART's adopted 10-year Transit Development Plan and FDOT's Final Tentative Five Year Work Program, with minor revisions to reflect updated projects and/or funding actions.

STP and other USDOT funds have been previously prioritized by the MPO and are programmed in the FDOT Final Tentative Five Year Work Program.

State Block Grant funds are as programmed in FDOT Final Tentative Work Program. Funding is estimated based on the best information available and is subject to change. State Service Development and Urban Corridor funds are as programmed in the FDOT Final Tentative Five Year Work Program. They are matched with HART *ad valorem* funds.

Corrections may be submitted to HART prior to final publication of the TIP document.

posted throughout the county near major projects. The MPO also set up a phone line for comments, in addition to the Facebook and Twitter pages that has been utilized for MPO comments over the last two years, as well as a Facebook “event” page and live chatroom for the public hearings.

Prior to the public hearing the MPO received comments via voice mail, email and through the MPO’s Facebook page. In total, there were 13 for and 26 against the TBX project, with 12 neutral or on other topics. Approximately 150 citizens attended the hearing, with 62 signing up to speak. Of the speakers, 10 were for and 45 against the TBX project, with 7 speaking to resolving congestion and transit issues. Other projects mentioned, positively, were the Green ARTery trail, I-75 at Big Bend Road, and the need for improved transit. The MPO also facilitated an online chat, for people who could not attend in person or who preferred to provide comments in writing. About 15 people were on that chat at any given time during the public hearing, and 7 written comments were received, in opposition to TBX or for improved public transit.

The MPO Board voted 12-3 to approve the TIP with stipulations regarding the TBX project and Tampa Bay Next planning process. The motion requires FDOT to provide regular quarterly updates to the MPO Board on the status of Tampa Bay Next, including: mitigation efforts for the neighborhoods; community engagement; status of PD&E [environmental impact studies]; options for premium transit; efforts to report on the human impact of the project; and to

continue the reevaluation process on TBNext and the different segments. The MPO Board also asked FDOT to report at the next board meeting about what the deliverables will be, to evaluate the above issues.

A complete record of public comments along with a hearing summary and response can be found in Appendix D – Analysis and Response to Public Comments on the [TIP Website](#).

Amendments to the TIP

Following adoption of the TIP, the need often arises for amendments which reflect changes in the project description or funding. Amendments are also needed to add projects to the TIP. Following the process outlined in the MPO’s Public Participation Plan, amendments are posted prominently on the MPO website at <http://www.planhillsborough.org/transportation-improvement-program-tip/> and presented at a regularly scheduled MPO meeting. Opportunities exist to comment on proposed amendments at the MPO meeting and during earlier advisory committee meetings where recommendations are made to the MPO. MPO approval of amendments is done via roll call vote consistent with subsection 339.175(13) F.S.

Online Document Access

The internet has provided a mechanism for easy access to existing and historical documents related to the TIP. An online interactive TIP mapping tool provides citizens and users of the TIP the ability to view, query and search for projects in defined geographic areas.

Project information in this online version is updated throughout the year as amendments are approved.

The TIP is available online by visiting the MPO’s website listed below:

<http://www.planhillsborough.org/transportation-improvement-program-tip/>.

Consistency with Other Plans

The projects included in the TIP are consistent with adopted short and long range transportation plans and master plans of the agencies and jurisdictions in Hillsborough County. For example, the projects listed in this TIP that are part of the MPO's 2040 LRTP are cross-referenced by project number. Port and airport improvements have been identified in the master plans and other transportation studies developed by the Tampa Port Authority and the Hillsborough County Aviation Authority. The transit projects are identified in the HART’s Transit Development Plan. Funding information for the Transportation Disadvantaged program is coordinated with the Transportation Disadvantaged Service Plan which includes detailed funding by provider. These plans and the projects identified in the TIP are consistent, to the maximum extent feasible, with the adopted Comprehensive Plans of the local governments in Hillsborough County.

Project Highlights

Since the adoption of the previous TIP document, changes in project costs and revenues have allowed additional projects to be added or advanced. Pursuant to 23 C.F.R. 450.324 (l)(2), major changes in this TIP include:

- The Heights Multi-Modal Vision & Implementation Plan;
- Sidewalk connectivity improvements at Mort Elementary, Kenly Elementary, and Gibsonton Elementary schools added in 2020;
- Tampa Bypass Canal Trail PD&E study;
- Maydell Bridge Replacement construction added in 2022; and
- Green Spine Cycle Track from Willow to Doyle Carlton, construction added in 2020.

Other projects started or completed in the past year include the widening of Bruce B. Downs Blvd. from Pebble Creek Dr. to County Line Rd., and adding bike lanes to Bayshore Blvd. from Rome Ave. to Bay to Bay Blvd. and S Howard Ave. to Gandy Blvd.

A complete listing of projects that have undergone significant changes since the adoption of the previous TIP is included in



Appendix B. Appendix B also highlights how the priorities adopted by the MPO Board are funded in the TIP and any funding changes that have occurred in the past year.

Figures 1 and 2 show the funding by mode for the 5-years for the FDOT Work Program and the local agencies Capital Improvement Programs.

Figure 1. Agency Capital Improvements by Work Type

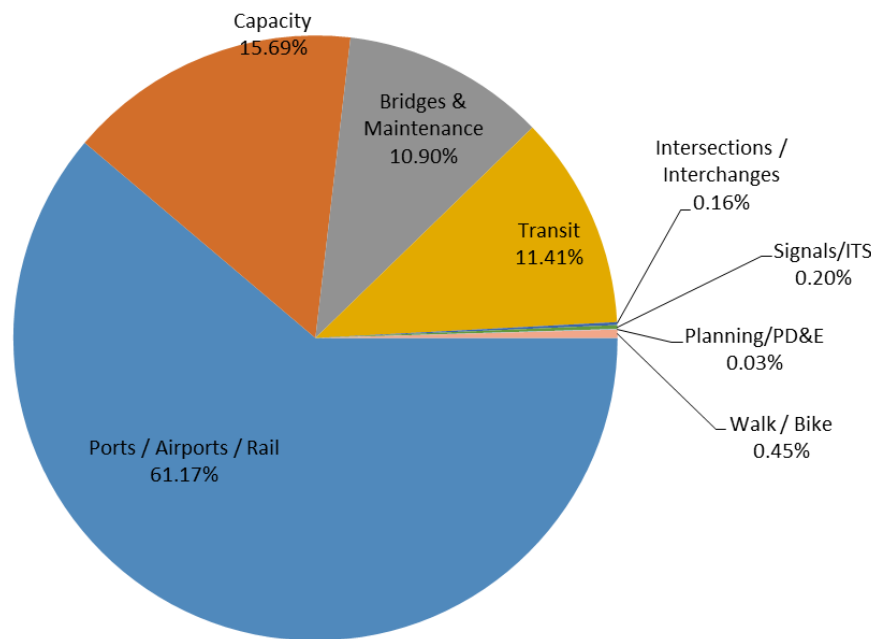
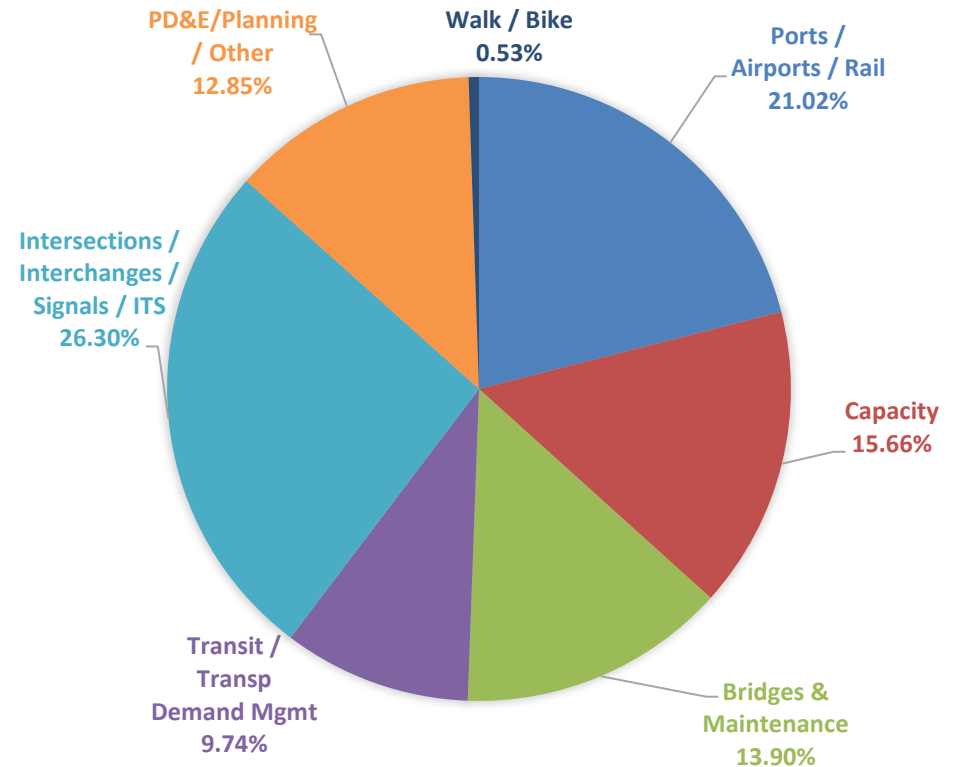


Figure 2. FDOT Work Program Funding by Work Type



Regional Priorities

This TIP incorporates projects prioritized by the Tampa Bay Transportation Management Area (TMA, which includes the Hillsborough, Pasco and Pinellas MPOs) Leadership Group and the TBARTA CCC for inclusion in the 2040 Regional LRTP. It also includes priority projects for the TRIP authorized through state legislation. Listed below are the regional priorities pertinent to

Hillsborough County as adopted by the TMA Leadership Group and the TRIP priorities in Hillsborough County as adopted by the TBARTA CCC.

Top Regional Priorities Adopted by TMA:

- Howard Frankland Bridge replacement with Transit and Express Lanes;
- I-275 at SR 60 (Memorial Hwy) Interchange Modification;
- I-275 From SR 60 to Downtown Tampa, Express Lanes with Express Bus;
- Westshore Regional Intermodal Center;
- I-4 From Downtown Tampa to east of I-75, Express Lanes with Express Bus; and
- Tampa International Airport (TIA) to Westshore Regional Intermodal Center Transit Connection.

TRIP Priority Projects in Hillsborough County adopted by TBARTA/CCC:

- Regional Transit Farebox Program;
- I-275 at SR 60 Interchange;
- Tampa Advanced Traffic Management System; and
- I-75 Big Bend Interchange

TIP/STIP Relationship

The TIP provides a comprehensive listing of transportation projects scheduled to be completed during the five years following October 1, 2016. Pursuant to 23 U.S.C. 134, the MPO TIP document is compiled in cooperation with the State and public transportation operator, HART. Additionally, section 339.175(7) of

the Florida Statutes requires the MPO to include a list of projects to be funded from local or private revenues, which are included for informational purposes. The Statewide Transportation Improvement Program (STIP) is established through 23 C.F.R. 450.216. The STIP is a compilation of the Metropolitan TIPs throughout the State as well as the state and federal projects planned in non-metropolitan areas. The STIP document for the State of Florida includes only the portion of the MPO's TIP that is inclusive of the FDOT Work Program.

Amendments to the TIP require that a matching project description and funding be listed in the STIP for federal project approval. Federally approved projects are also listed in the FDOT Work Program, which requires gubernatorial approval.

Federally Funded Projects from Previous Year

The MPO has published an annual listing of projects for which federal funds have been obligated in the preceding year. The document is available for public review on the MPO's website at www.planhillsborough.org, under the TIP Section. Consistent with 23 CFR 450.332(a), this list of projects is made available within 90 days following the end of the fiscal year.

Certification

The Hillsborough County MPO is currently certified. The MPO participates in an annual certification process with FDOT and a quadrennial review that includes FHWA and FTA. The quadrennial review conducted by a FHWA and FTA Federal Review Team

occurred April 11-12, 2017 and the MPO is awaiting the findings. In May 2016, the MPO approved the Annual Joint Certification Statement resulting from the review conducted by FDOT.

Congestion Management and Crash Reduction

A Congestion Management Process (CMP) is a systematic approach for managing congestion that provides accurate, up-to-date information on transportation system performance and recommends alternative strategies that meet state and local needs. In light of funding constraints, environmental impacts, and neighborhood concerns, the strategies are intended to focus on non-capacity projects (e.g. roadway widening).

As the agency responsible for transportation planning in Hillsborough County and its cities, the MPO wanted to address the disproportionate number of severe crashes in Hillsborough County which affect both congestion and quality of life. This concern was addressed by developing a Congestion Management/Crash Mitigation Program (CMCMP). The MPO documents activity in a CMCMP Performance Report. The challenge of moving people and goods safely and efficiently is intensified by the fact that the Tampa Bay Area is the 19th largest metropolis in the U.S. with Hillsborough County at the center with twice-as-much traffic as any adjacent county. In addition, Hillsborough County's population now exceeds the 1.2 million in 2010 and is expected to grow to nearly 1.8 million by 2040.

The CMCMP goals are supported in the 2040 LRTP which emphasizes a shift to a multi-modal transportation system

including the use of technology to manage traffic, rail transit, increased bus service, and bicycling and walking facilities. The first and second priorities of the LRTP are, respectively, to increase safety and to reduce congestion.

Transportation Disadvantage Service Plan

The MPO works closely with local jurisdictions and transportation agencies to update the Transportation Disadvantage Plan (TDSP) annually. A copy of the TDSP can be found at the link below:

<http://www.planhillsborough.org/transportation-disadvantaged-service-plan/>

Communities of Concern and the FDOT Work Program

The Hillsborough MPO has identified Communities of Concern in compliance with Title VI of the Civil Rights Act and other Federal regulations. Communities of Concern in Hillsborough County have been identified as those areas that have a population at least one standard deviation above the mean for the following populations: Minority, Low-Income, Zero-Vehicle, Youth<18, Elderly 65+, Limited English Proficiency, Persons with Disabilities. Those areas with two or more populations meeting the definition are classified as communities of concern. Map 1 shows the Communities of Concern along with the projects that are funded within the FDOT work program in the FY17/18 TIP.

Hillsborough MPO Safety Measures

The Moving Ahead for Progress in the 21st Century Act (MAP-21) requires State DOTs and MPOs to conduct performance-based planning by tracking performance measures and setting data-driven targets to improve those measures. Performance-based planning ensures the most efficient investment of federal transportation funds by increasing accountability, transparency, and providing for better investment decisions that focus on key outcomes related to seven national goals:

- Safety;
- Infrastructure preservation;
- Congestion reduction;
- System reliability;
- Freight movement and economic vitality;
- Environmental sustainability; and,
- Reduced project delivery delays.

The Fixing America’s Surface Transportation (FAST) Act supplements the MAP-21 legislation by establishing timelines for State DOTs and MPOs to comply with the requirements of MAP-21.

Safety is the first national goal identified in the FAST Act. In March of 2016, the Highway Safety Improvement Program and Safety Performance Management Measures Rule (Safety PM Rule) was finalized and published in the *Federal Register*. The rule requires MPOs to set targets for the following safety-

related performance measures and report progress to the State DOT:

- Fatalities;
- Serious Injuries;
- Nonmotorized Fatalities and Serious Injuries;
- Rate of Fatalities per 100M Vehicle Miles Traveled (VMT); and
- Rate of Serious Injuries per 100M VMT.

The Federal Highway Administration (FHWA) requires the Hillsborough MPO to establish safety targets and report progress toward achieving those targets on an annual basis, beginning on February 27, 2018. The Hillsborough MPO may either agree to plan and program projects so that they contribute toward the accomplishment of the FDOT targets or establish its own quantifiable performance targets for the metropolitan planning area for calendar year 2018 (January 1, 2018 – December 31, 2018). State DOTs and MPOs are able, however, to revise and adjust targets on an annual basis.

Florida DOT Safety Targets

In August of 2017, the FDOT declared the State’s safety performance targets as follows:

Safety Measure	CY2018 Target
Number of Fatalities	0
Number of Serious Injuries	0
Nonmotorized Fatalities and Serious Injuries	0
Rate of Fatalities per 100M VMT	0

Rate of Serious Injuries per 100M VMT	0
---------------------------------------	---

These annual targets are expressed as five-year rolling averages, comprising the five calendar years ending prior to the year the targets are due.

Hillsborough MPO Safety Targets

In preparation for the initial safety target-setting effort, to be concluded by February 27, 2018, coordinated target-setting among the FHWA, FDOT, and Hillsborough MPO occurred through a series of webinars, target-setting workshops, teleconferences, and a meeting of the Florida Metropolitan Planning Partnership.

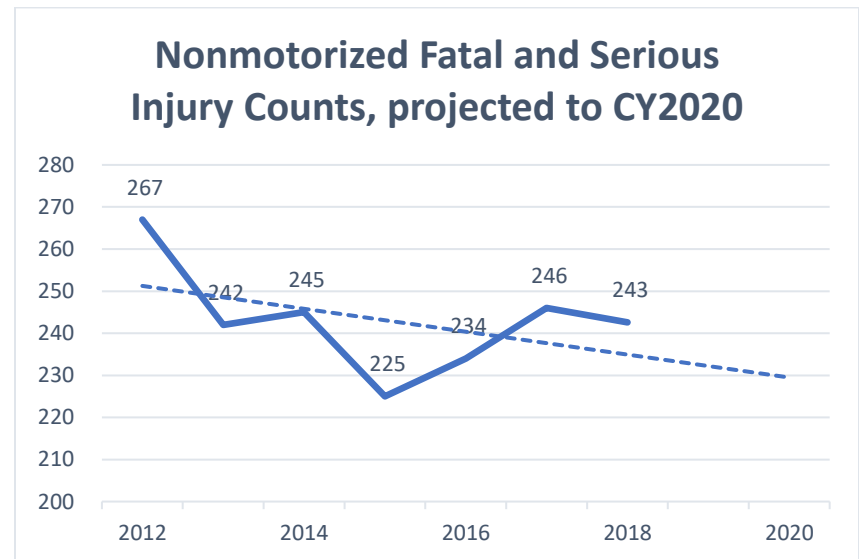
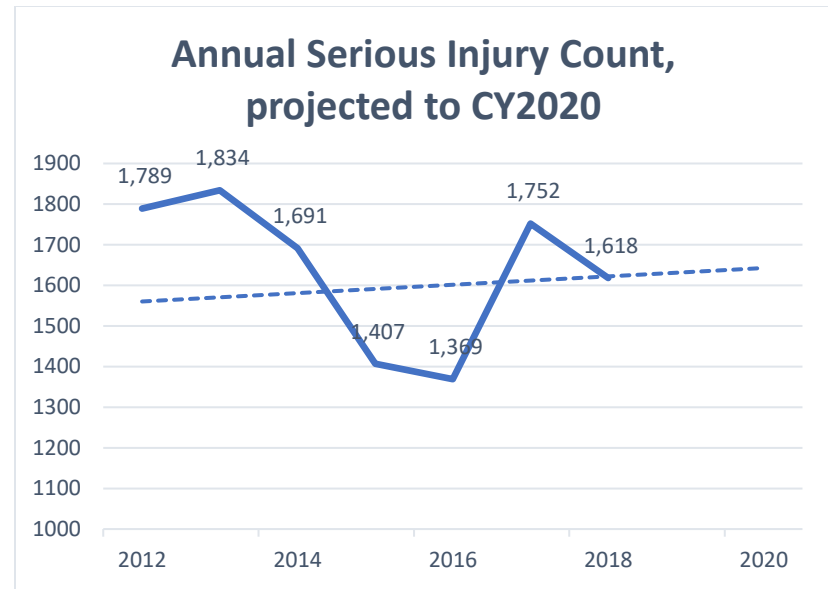
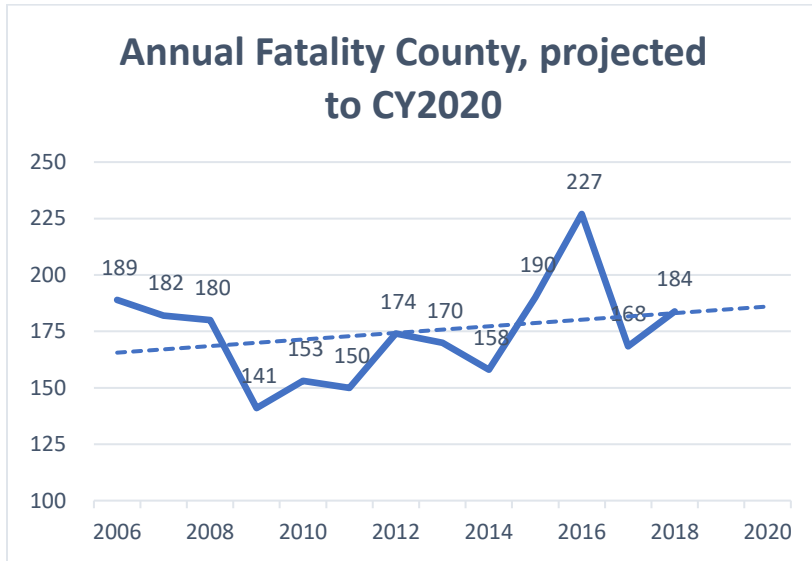
The Hillsborough MPO has committed to a quantifiable target^{1,2} for each of the safety-related performance measures, and are declared as follows:

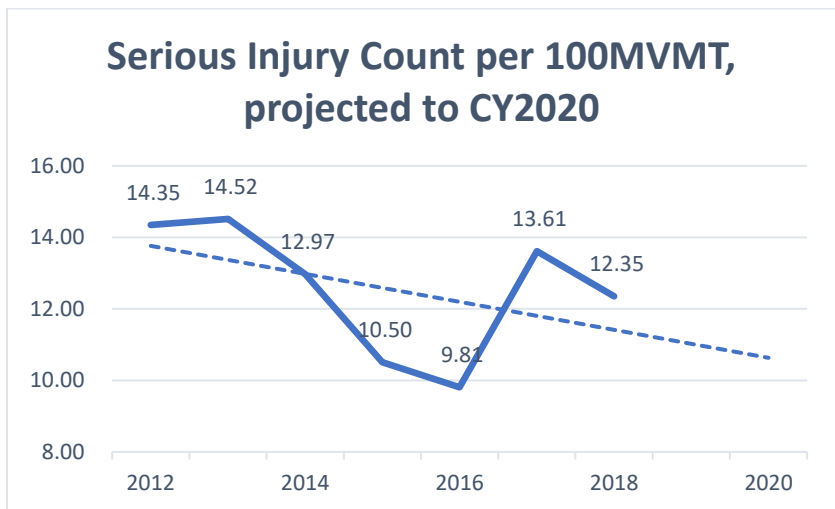
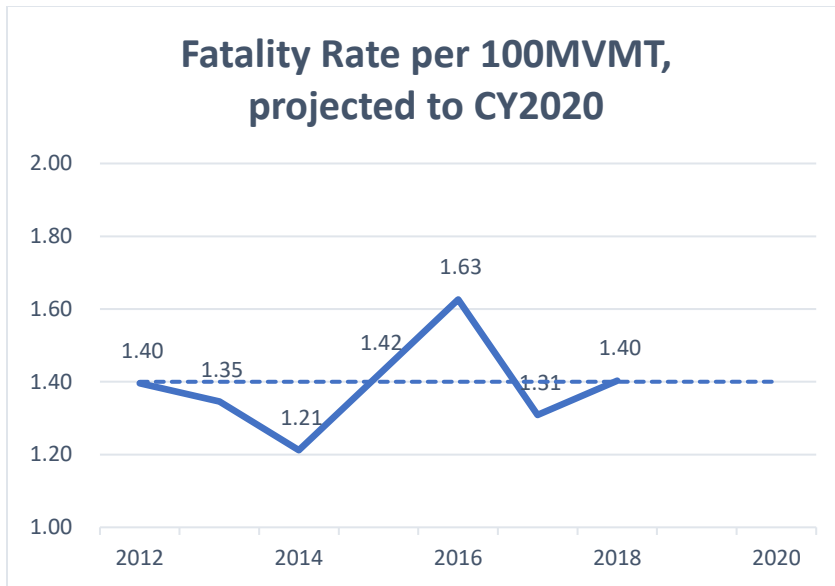
Safety Measure	CY2018 Target
Number of Fatalities	184
Number of Serious Injuries	1,618
Nonmotorized Fatalities and Serious Injuries	243
Rate of Fatalities per 100M VMT	1.40
Rate of Serious Injuries per 100M VMT	12.35

All five targets are linear projections made for CY2018 using five years of historical data on a rolling average, beginning in 2012 and ending in 2016, which is consistent with Federal reporting requirements. The targets apply to all public roads in the designated Metropolitan Planning Area of Hillsborough County.

¹ The VMT estimate is published by the FDOT Office of Transportation Data and Analytics on an annual basis, <http://www.fdot.gov/planning/statistics/mileage-rpts/>.

2 Fatality and serious injury counts are published by the FDOT State Safety Office's Crash Analysis Reporting (CAR) database. Figures used were current as of October 2, 2017.





Progress Toward Targets

The investment priorities of the Hillsborough MPO are outlined in the Transportation Improvement Program (TIP). The TIP Priorities consider candidate projects that fall into one of five investment programs established by the *Imagine 2040 Long Range Transportation Plan*, including *Reduce Crashes & Vulnerability*, which evaluates projects that have the anticipated effect of reducing both total crashes, and fatal and nonmotorized crashes. The MPO’s goal of reducing crashes by 21-50% (to achieve a level comparable to peer cities by 2040) is linked to this investment program.

By making *Reduce Crashes & Vulnerability* the MPO’s second highest priority – following only *System Preservation* – Surface Transportation Block Grant (STBG) funds are now frequently allocated toward safety projects, and priorities are determined based on crash history. There are several STBG-funded safety projects in the FY2017-18 TIP, including the following, and more on the priority list to be considered next year:

- Floribraska Ave from N Tampa St to Nebraska Ave;
- E Columbus Dr from N Nebraska Ave to 14th St;
- N Rome Ave from W Kennedy Blvd to W Columbus Dr;
- 46th St from SR580/Busch Blvd to SR582/Fowler Ave;
- Old Big Bend Rd from E of Covington Garden Dr to E of East Bay HS;
- US92/SR580/Hillsborough Ave from Town ‘n’ Country Blvd to E of Dale Mabry Hwy; and,

- Several projects related to Safe Routes to School.

The Hillsborough MPO has furthermore approved the expenditure of \$14.4M in Highway Safety Improvement Program (HSIP) funds to support safety projects in 2018, and has adopted a Vision Zero Action Plan with a long-term goal of achieving zero traffic fatalities. HSIP projects include:

- 34th St N from Columbus Dr to US92/Hillsborough Ave;
- Himes Ave from SR60/Kennedy Blvd to Columbus Dr;
- US41/SR45/50th St from Denver St to N of S 30th Ave;
- Morris Bridge Rd from Fletcher Ave to Fowler Ave;
- Morris Bridge Rd from Davis Rd to Fowler Ave; and,
- Green Spine Cycle Track PH 2B from Willow Ave to Doyle Carlton Dr.

MPO Priorities: Project Evaluation and Selection Process

The projects listed in the TIP have been funded consistent with the priorities of the MPO and were selected using a multi-modal prioritization process. As part of the MPO's continuing and comprehensive planning process, projects prioritized for the TIP were selected during the MPO's 2040 Long Range Transportation Plan (LRTP) update. Consistent with FAST Act, projects are selected based on their ability to meet key performance measures identified in the *Imagine 2040 Plan*. These measures address system preservation, reducing crashes and vulnerability, minimizing traffic for drivers and shippers, providing real choices when not driving, and making investments for economic growth.

15

One of the key considerations in the prioritization process of the LRTP was to ensure existing priorities of the MPO would remain priorities for consistency and continuity. Also, projects that had been funded for construction were included as top priority projects for funding before considering addition of new projects.

On November 12, 2014, the MPO adopted the 2040 LRTP. The 2040 LRTP maintains projects included in the 2035 LRTP specifically noting projects which have funding committed through the Right-of-Way acquisition phase. The 2040 LRTP identifies the transportation projects that are planned to be completed during the interim timeframe – 2030 – and by the year 2045. This TIP programs funds within the interim phase of the LRTP. Moreover, the LRTP includes a breakdown of funding for projects in 5-year increments for highlighting anticipated year of expenditure project costs consistent with the requirements of 23 C.F.R. 450.322(f). The following tables list the MPO's priorities for state and federally funded projects consistent with the adopted LRTP.

In developing the annual list of priority projects, shown in Table 1 and Table 2, the MPO Board, along with the advisory committees formally review the TIP priorities prior to their adoption. The first of these two tables highlights the projects that have been funded through construction. This constitutes the MPO's top priority in that existing project priorities continue to receive funding. The second table identifies priorities for new funding (e.g. the addition of the new fifth year to the TIP).

There is a review period through the State's Efficient Transportation Decision Making (ETDM) process that allows for a

review of the potential socio-cultural and environmental impacts of the MPO’s list of priority projects prior to those projects being listed for funding in the TIP. This review provides for an early examination of the projects on the priority list allowing for timely and effective decision making and early National Environmental Policy Act (NEPA) reviews and approvals.



Consistent with the 2040 LRTP, the following list of priority projects will be submitted to FDOT as the MPO’s List of Priority Projects no later than August 1, 2017.

Using the priorities from the LRTP, the MPO worked in cooperation with local implementing agencies to identify the



projects which are readiest to move forward.

Information such as the project priority and status of the local implementing agency was provided to the Florida Department of Transportation (FDOT) for programming of projects for this TIP.



In coordination with the performance measures in the 2040 LRTP, the TIP Priorities consider candidate projects that fall into one of the five investment programs, ranked in the following order per criteria established in the LRTP:

Preserve the System, including projects such as:



1. Bridge repair & replacement
2. Road resurfacing
3. Transit vehicle replacement

Reduce Crashes & Vulnerability, including safety and resilience projects evaluated by their effect on:



Manage Congestion for Drivers & Shippers, including intersection, signalization, freeway incident management and ITS projects, evaluated by their impact on:

1. Total, fatal & bike/ped crashes [per centerline mile]
2. Recovery time & economic impacts from flooding or major storm surge

1. Travel time reliability on heavily congested arterials
2. Peak period V/C ratio

Real Choices When Not Driving, including alternatives such as transit, multi-use trails and services for the transportation disadvantaged, evaluated by:

1. Density of jobs and population in 2040 within ¼ mile of proposed transit service
2. Density of jobs and population in 2040 within ¼ mile of proposed trail/sidepath

Major infrastructure improvements, including road and transit capacity projects for economic growth:

1. Key economic spaces (job clusters > 5,000)
2. 2040 jobs served per mile of improvement
3. 2040 delay reduced per mile of improvement

To ensure continuity with previous priorities, any project already programmed for construction funding is given priority over new candidates for funding.

State legislation has created the Transportation Regional Incentive Program (TRIP). This program provides a state match for projects that are evaluated and prioritized at a regional level. Through participation in the TBARTA MPO Chairs Coordinating Committee (TBARTA CCC), the MPO, along with the other members, evaluates projects of regional significance to determine eligibility for use of the TRIP funds.

In addition to the above process, all projects carried out within the MPO's Metropolitan Planning Area boundaries were selected in consultation with the State consistent with the provisions of 23 CFR 450.330(c).

Projects undertaken within Hillsborough County on the National Highway System or pursuant to the Bridge and Interstate Maintenance Programs are selected by the State in cooperation with the MPO.

**Hillsborough MPO List of Priority Projects
2018/2019 Transportation Improvement Program
Table 1: EXISTING PRIORITIES FUNDED FOR CONSTRUCTION**

FPN	LRTP Project Number	Project Limits	Project Description	Project Sponsor	Project Status in 2017/2018 TIP
415489 3	101	US 301 from SR 674 to Balm Rd	Widen 2 lanes to 6 lanes divided	County / FDOT	Under Construction
405492 5	129	Bruce B Downs Blvd from Bearss Ave To Palm Springs	Widen 4 lanes to 8 lanes divided	County	Under Construction
405492 4	130	Bruce B Downs Blvd from Pebble Creek Dr to County Line Rd	Widen 4 lanes to 6 lanes divided	County	Under Construction
420625 1	134	Cross Creek Blvd from Cory Lake Isles to Morris Bridge Rd	Widen 2 Lanes to 4 Lanes Divided	Tampa	Completed
257862 3	124	Sam Allen Rd from SR 39 to Park Rd	Widen 2 lanes to 4 lanes divided	FDOT	Construction programmed 2018
408459 3	132	I-75 From N of Bb Downs Blvd to S Of Sr 56	Widen 4 lane to 6 lane freeway	FDOT	Under Construction
410909 2 410909 9	Minimize Traffic	I-75 From Fowler Ave to I-275	ITS Freeway Management	FDOT	Under Construction
408459 2	131	I-75 from S of Fowler Ave to N Of BB Downs Blvd	Widen 4 lanes to 6 lane freeway	FDOT	Under Construction
258399 2	114	I-275 from Himes Ave to Hillsborough River	Widen 6 lanes to 8 lane freeway	FDOT	Completed
258398 5	114	I-275 from SR 60 (Memorial Hwy) to Himes Ave	Widen 6 lanes to 8 lane freeway	FDOT	Under Construction
258398 3	Minimize Traffic	I-275 from Himes Ave to Hillsborough River	ITS Freeway Management	FDOT	Completed
255793 1	126	US 301 from Tampa Bypass Canal to Fowler Ave	Widen 2 lanes to 4 lanes divided	FDOT	Completed
413092 2	Reduce Crashes	Bayshore Blvd from Rome Ave to Bay To Bay Blvd - Phase II	Re-Stripe for Bike Lane	Tampa	Under Construction
413092 3	Reduce Crashes	Bayshore Blvd from S Howard Ave to Gandy Blvd - Phase III	Re-Stripe for Bike Lane	Tampa	Construction programmed 2017
413086 1	Real Choices	Upper Tampa Bay Trail Phase IV-C	Multi-Use Trail	County	Completed
430175 1	Real Choices	Maintain Current Vanpools	Vanpool Vehicles	TBARTA	Program funded in 2017, 18 & 19
408205 2	Real Choices	Regional Transportation Demand Management	Public Outreach & Education	TBARTA	Program funded in 2019
405525 2	110	SR 60 from US 301 to Falkenburg Rd	Widen 4 lanes to 6 lanes divided	FDOT	Construction programmed 2017
255893 2	122A	SR 574 from Highview Rd to Parsons Ave	Widen 2 Lanes to 4 Lanes Divided	FDOT	Completed




**Hillsborough MPO List of Priority Projects
2018/2019 Transportation Improvement Program
Table 1: EXISTING PRIORITIES FUNDED FOR CONSTRUCTION**


FPN	L RTP Project Number	Project Limits	Project Description	Project Sponsor	Project Status in 2017/2018 TIP
255893 3	122B	SR 574 from Parsons Ave to Kingsway	Widen 2 lanes to 4 lanes divided	FDOT	ROW Acquisition Underway; Construction programmed 2016
255893 4	122C	SR 574 from Kingsway to McIntosh Rd	Widen 2 lanes to 4 lanes divided	FDOT	ROW Acquisition Underway; Construction programmed 2022
428214 2	Reduce Crashes	Fletcher Ave from I-275 to 56th St	Pedestrian Enhancement	County	Completed Nebraska Ave to 30th St
422904 4	Preserve System	I-275 Howard Frankland Bridge Eastbound (NB) Span	Replacement & Support Transit	FDOT	Design-Build programmed 2020
410909 6	Minimize Traffic	I-75 from Manatee County to Bloomingdale Ave	ITS Freeway Management	FDOT	Completed
257805 5	Real Choices	Hillsborough River Greenway Kennedy Riverwalk - MacDill Park to Curtis Hixon Park	Multi-Use Trail	Tampa	Completed
257805 6	Real Choices	Hillsborough River Greenway Doyle Carlton Riverwalk - Straz Center to Water Works Park	Multi-Use Trail	Tampa	Under Construction
429077 1	Reduce Crashes	Nebraska Ave (or Alt Rte Fla) from Fowler Ave to Linnwood Dr	Re-Stripe for Bike Lane	FDOT	Completed
424507 2	Minimize Traffic	Courtney Campbell Cswy from Pinellas County to Veterans Expy.	ITS	FDOT	Design-Build programmed 2017
406151 1 406152 1 431275 1	116	Veterans Expwy from Memorial Hwy to Gunn Hwy	Widen to 6 lanes to 8 lane freeway	Florida Turnpike	Under Construction
435141 1	Preserve System	Maintain Current Streetcar	Capital Maintenance	HART	Capital 2019
432715 1	Reduce Crashes	Bougainvillea Ave from 30th St to 46th St	Pedestrian / Bicycle Safety	Tampa	Construction programmed 2016
435908 2 437044 1 437530 1	Reduce Crashes	Busch Blvd from N Dale Mabry Hwy to Florida Ave	Landscaping, Ped Enhancement, Intersection Impr	Tampa	Construction programmed 2019
432714 1	Real Choices	Cypress Corridor from U-Path to Westshore Blvd	Pedestrian / Bicycle Safety	Tampa	Under Construction
432716 1	Reduce Crashes	Palm Ave from N. Blvd to Nebraska Ave	Pedestrian / Bicycle Safety	Tampa	Construction Programmed 2017
432717 1	Reduce Crashes	Willow Ave from Swann Ave to Main St	Pedestrian / Bicycle Safety	Tampa	Construction Programmed 2017
432584 1 432584 2	Reduce Crashes	East Hillsborough Ave from Nebraska Ave to 56th St	CMP / Crash Mitigation	MPO	Resurfacing & Drainage Improvements Programmed 2019
429077 2	Reduce Crashes	Fowler Avenue from Nebraska Ave fo Bruce B Downs Blvd	CMP / Crash Mitigation	MPO	Under Construction

**Hillsborough MPO List of Priority Projects
2018/2019 Transportation Improvement Program
Table 1: EXISTING PRIORITIES FUNDED FOR CONSTRUCTION**

FPN	L RTP Project Number	Project Limits	Project Description	Project Sponsor	Project Status in 2017/2018 TIP
424213 3	Minimize Traffic	Downtown ATMS Project Ph 2 (S of Scott St, E of Hillsborough River, W of Channelside Dr)	191 Signals	Tampa	Design Build 2020
424213 4	Minimize Traffic	Kennedy/Hyde Park/Dale Mabry ATMS Project Ph 3 (Incl. Bayshore, Kennedy, Hyde Park)	142 Signals	Tampa	Design Build 2020
424213 6	Minimize Traffic	University Area/Busch Blvd ATMS Project Ph 4 (Incl. Busch Blvd and Fowler Ave)	119 Signals	Tampa	Design Build 2020
257805 1	Real Choices	Tampa Riverwalk - Kennedy Boulevard	Elevator / Stairs	Tampa	Additional funding may be needed to complete project
437243 1 437244 1 437248 1 437242 1	Reduce Crashes	Safe Routes To School Candidate Projects, Hillsborough County	Sidewalks and Intersection Improvements	County Priority	Construction in FY 18 for: 1. Stowers - \$108,988 2. Summerfield - \$125,854 3. Eisenhower (Old Big Bend Rd) - \$169,451 5. Cypress Creek - \$114,741
436639 1	Reduce Crashes	Columbus Dr from Nebraska Ave to 14th St	Walk/Bike Safety	Tampa	PE FY18, Construction 2020
437246 1	Reduce Crashes	46th St from Busch Blvd to Fowler Ave	Walk/Bike Safety	Tampa	PE FY18, Construction 2020
437243 1	Reduce Crashes	Rome Ave from Kennedy Blvd to Columbus Dr	Walk/Bike Safety	Tampa	PE FY18, Construction 2020
437642 1	Reduce Crashes	Sr 39 / S Collins Street from Merrick St to E Laura St	Complete Street Enhancements	Plant City Priority #1	DDR
438450 1	Minimize Traffic	Dale Mabry Hwy from Sligh to Van Dyke Rd	ATMS - Signalization	County Priority	Design Build 2018
437640 1	Minimize Traffic	US 301/ SR 43 from Falkenburg Rd to Sligh Ave	Operational Improvements	FDOT	PE FY18, Construction 2020
438747 1	Metropolitan Transportation Planning	District 7 Travel Behavior Surveys	Household Travel Surveys	FDOT	\$196,000 MPO funds in 2018, \$196,000 District funds 2018-2021
439691 1 439696 1 439692 1	Reduce Crashes	Safe Routes to School Candidate Projects, Hillsborough County	Sidewalks and Intersection Improvements	County Priority	Mort - PE FY18, Construction 2020 Kenly - PE FY18, Construction 2020 Gibsonton - PE FY18, Construction 2020
439476 1	Reduce Crashes	Green Spine: Phases 2b	Walk Bike Emphasis Corridor	Tampa Priority #3	Construction 2020
436713 1	Real Choices	UTBT Connector: Lutz Lake Fern sidewalk	Sidewalk	County	PE FY18, Construction 2020
433925 1	Real Choices	Selmon Greenway connector to Kennedy Blvd at 19th St, trailhead	Multi-Use Trail	THEA	PE FY18, Construction 2020


**Hillsborough MPO List of Priority Projects
FY2018/2019-2022/2023 Transportation Improvement Program
Table 2: CANDIDATES FOR NEW FUNDING**

2017 Priority	FPN	2040 L RTP Reference	Project Limits	Project Description	Project Sponsor	Project Status / Request	Suggested Funding Type	Prioritization Criteria
 Metropolitan Transportation Planning							Imagine 2040 Plan Funding Level (\$m)	
							Federal Metro 0.62 Funds	
1	439336 2 439336 3	Figure 5-6	Metropolitan Transportation Planning	Systems & Corridor Planning	MPO	Ongoing planning need: \$600,000 per year for L RTP development, Planning Studies, and Regional Travel Surveys	SU	\$600k per year FY19-23
 Goals by 2040 * Resurface major roads every 14-17 years, local roads every 20-25 years * Replace buses every 10-12 years * Replace deficient bridges							Imagine 2040 Plan Funding Levels: Status Quo: \$70M Needed to Reach Goals: \$98M	
2	414963 2	Preserve System	Maintain Current Bus Service	Transit State of Good Repair	HART	CNG Bus Replacement, \$4million added in FY22, \$4M recommended for FY23, \$28M requested by HART	SU, FTA	Listed based on HART's priority setting
	Transit State of Good Repair			Paratransit Vehicle Replacement, \$7.1 million				
				CNG Duplex Compressor, \$575,000				
				Marion Transfer Center (MTC) concrete infrastructure improvements, \$1 million				
				HART CAD/AVL System Replacement \$10,100,000				
						Streetcar Maintenance Improvements, \$1 million		
 Goals by 2040 * Reduce crashes 21-50%, to levels comparable to peer cities * Protect low-lying major roads from flooding, cutting recovery time in half							Imagine 2040 Plan Funding Levels: Status Quo: \$56M Needed to Reach Goals: \$108M	Number of total crashes and bike/ped crashes, 2012 - 2016
3		Reduce Crashes	Busch Blvd (Dale Mabry to 56th)	Walk/Bike Safety	Hillsborough MPO/FDOT	Multimodal Safety Improvements, Mid-block crossings, cost estimates to be provided by FDOT	SU, HSIP	2040 Illustrative Safety Project; 1,304 total crashes, 141 bike/ped
4	437641 1	Reduce Crashes	Hillsborough Ave (Memorial Hwy/Sheldon Rd to Himes Ave)	Walk/Bike Safety	Hillsborough MPO/FDOT	Construction of access management (vehicular safety) improvements is programmed in FY 20. Additional funding may be needed to construct walk/bike safety improvements in the same year. Cost estimates to be provided summer 2017 thru a joint FDOT-MPO study.	SU, HSIP	2040 Illustrative Safety Project; 890 total crashes, 45 bike/ped
5		Reduce Crashes	Florida Ave/Tampa St (Tyler St to Hanna Ave)	Walk/Bike Safety	Hillsborough MPO/FDOT	Currently part of the "Heights Multimodal Plan", funded in FY22, PD&E requested prior to TBX Segments 6 & 7 design completion, advance to FY18.		2040 Illustrative Safety Project; 732 total crashes, 63 bike/ped



* Project in neighboring county, reflected as a Transportation Management Area priority
 Denotes new project

Hillsborough MPO List of Priority Projects
FY2018/2019-2022/2023 Transportation Improvement Program
Table 2: CANDIDATES FOR NEW FUNDING

2017 Priority	FPN	2040 L RTP Reference	Project Limits	Project Description	Project Sponsor	Project Status / Request	Suggested Funding Type	Prioritization Criteria
6	436640 1	Reduce Crashes	Floribraska Ave (Tampa St to Nebraska)	Walk/Bike Safety	Tampa	Added \$78k for design in FY21 & 22, \$441,000 needed for construction, request to advance in work program	SU	424 total crashes, 18 bike/ped
7	437644 1 436489 1 437645 1	Reduce Crashes	Kennedy Blvd (Westshore to Brevard)	Walk/Bike Safety	Hillsborough MPO/FDOT	Construction of access management (vehicular safety) improvements is programmed in FY 20. Additional funding may be needed to construct walk/bike safety improvements in the same year. Cost estimates to be provided summer 2017 thru a joint FDOT-MPO study.	SU, HSIP, Urban Corridor Improvement, RRR	2040 Illustrative Safety Project; 361 total crashes, 10 bike/ped
8		Reduce Crashes	Channelside Dr (Meridian to Adamo)	Complete Street Enhancements	Port Authority	City conducting design study of Channelside Dr from Kennedy Blvd to Cumberland Dr	To Be Determined	156 total crashes, 11 bike/ped
9	439476 2 439476 3	Reduce Crashes	Green Spine: Phases 3a, 3b, 2a, and 3c	Walk Bike Emphasis Corridor	Tampa Priority #3	* Phase 3a – Nuccio Pkwy (Nebraska Ave to 7th Ave) - \$861,000 * Phase 3b - Nuccio Pkwy (7th Ave to 13th Ave) - \$630,000 * Phase 2a - Cass St (Howard to Willow) - \$493,400 * Phase 3c - 15th St (13th Ave to 21st Ave) - \$396,700	TA, SUNTrail	2040 Illustrative Safety Project; 115 total crashes; 1 bike/ped
10		Reduce Crashes	Tomlin Middle School	Walk/Bike Safety	Plant City	\$254,560 requested for design & construction, various locations, ROW and estimates needed	TA, SR2S	40 total crashes; 4 bike/ped; Safe Routes to School
11	439532 2 439532 1	Reduce Crashes	Morris Bridge Rd Bike Lanes/Paved Shoulders, Davis to Fletcher	Walk/Bike Safety	FDOT/Temple Terrace Priority #2	Fowler to Fletcher: design FY18, cst FY20/21 (TA funds); Davis Rd to Fowler: design FY18, cst FY21 (safety funds)	TA, HSIP	36 total crashes; 2 bike/ped
12		Reduce Crashes	Bullard Pkwy/Temple Terrace Hwy from Glen Arven Ave to 78th St	Complete Street Enhancements	Temple Terrace Priority #4	MPO study on going	To Be Determined	Segment part of a 2040 Illustrative Safety Project; 43 total crashes, 0 bike/ped
13		Reduce Crashes	George Rd Complete Street		Hillsborough MPO	Design: \$367,000 (preliminary estimate) Segment 1: \$1.1M (Town 'n' Country Greenway to Clifton St) Segment 2: \$2.1M (Clifton St to Memorial Hwy) Segment 3: \$1M (Memorial Hwy to U-Path) Request for Design funding	SU, TA, HSIP	34 total crashes, 0 bike/ped
14		Reduce Crashes	Marshall Middle School	Walk/Bike Safety	Plant City	\$494,600 requested for design & construction, various locations, ROW and estimates needed	TA, SR2S	11 total crashes, 1 bike/ped; Safe Routes to School
15		Reduce Crashes	Columbus Dr/17th/18th/19th 2-way conversion	Complete Street Enhancements	Hillsborough MPO	2-way conversion, \$1.6 million needed for signals, signing, and marking	SU	6 total crashes, 1 bike/ped
16		Reduce Crashes	Stormwater improvements and pavement rehabilitation at HART admin and maintenance facility	Vulnerability Reduction	HART Priority #4	\$3.5 million	FTA	Listed based on HART's priority setting

* Project in neighboring county, reflected as a Transportation Management Area priority
 Denotes new project


**Hillsborough MPO List of Priority Projects
FY2018/2019-2022/2023 Transportation Improvement Program
Table 2: CANDIDATES FOR NEW FUNDING**

2017 Priority	FPN	2040 L RTP Reference	Project Limits	Project Description	Project Sponsor	Project Status / Request	Suggested Funding Type	Prioritization Criteria
 Manage Congestion for Drivers & Shippers								
Goals by 2040 * Traffic flow 17% better on non-freeways with ATMS and 640 intersections improved * Traffic flow 10% better on freeways Plus truck quick fixes & RR overpasses						Imagine 2040 Plan Funding Levels: Status Quo: \$14M Needed to Reach Goals: \$53M		2040 forecasted Planning Time Index (PTI) travel time reliability
17		Minimize Traffic	US41 (Pendola Point/Madison Ave)	Intersection Improvements	Port Authority/ FDOT (tent.)		SIS	3.934 PIT, low TT reliability
18	437650 1	Minimize Traffic	Gibsonton Dr at I-75	Interchange Improvements	FDOT	Added \$694k for design in FY21 & 22, funding needed to add EB left turn lane & NB entrance lane	SU, SIS	2040 Priority freeway needing CM impr - 1.58 V/C peak period 2040 Priority art needing CM impr - 1.00 peak period V/C
19	440733 1	Minimize Traffic	Alexander St at SR 39	Intersection Improvements	Plant City Priority #3	Added \$101k for design in FY21 & 22, \$2M needed for construction	SU	2040 Priority Art needing CM impr - 0.73 V/C peak period
20	440736 1	Minimize Traffic	Alexander St at Jim Johnson Rd	Intersection Improvements	Plant City Priority #7	Added \$101k for design in FY21 & 22, \$2M needed for construction	SU	2040 Priority Art needing CM impr - 0.81 V/C peak period
21	440734 1	Minimize Traffic	S Park Rd at Coronet Rd	Intersection Improvements	Plant City Priority #8	Added \$101k for design in FY21 & 22, \$2M needed for construction	SU	Other major arterial - 1.61 V/C peak period
22	439413 1	9996	Davis Rd Ext (Harney Rd to Maislin Dr)	New 2LU Rd	Temple Terrace Priority #1	Partially funded with \$1M special appropriation, \$3M from Hills. Co. \$3.8M total needed	SU	Alleviates US 301/Harney Rd intersection
23		Minimize Traffic	Fiber Optic Ring between Jurisdictions	ATMS - Signalization	HART Priority #10	\$460,000	R-TIEs, FTA, SU	Listed based on HART's priority setting
 Real Choices When Not Driving								
Goals by 2040 * Wide paved trails & sidepaths within walking distance of 1/4 of residents * Frequent bus service within walking distance of nearly half of people & jobs * Outside bus service area, Sunshine Line services grow with senior population growth						Imagine 2040 Plan Funding Levels: Status Quo: \$122M Needed to Reach Goals: \$182M		Density rating based on number of jobs and residents within a 1/4 of a mile of a bus route or trail facility in 2040
24		Real Choices	EAST-WEST METRORAPID	New Expanded Transit Service	HART Priority #9	\$30 million needed for construction, Added \$2.5M for PD&E FY18	DDR, FTA	2040 Investment Level 1 - density rating 5
25		Real Choices	HART Airporter (Express bus from Downtown Tampa, TIA, and St. Pete)	Paratransit	Hillsborough MPO	\$3M annually, add to Emerging SIS	Service Development, Urban Corridor Improvement	2040 Investment Level 1 - density rating 5
26		Real Choices	Sunshine Line Capital Costs	Transit	Sunshine Line	\$922,104 capital costs (increase fleet to 72 small buses), needs verification from Hillsborough County	SU	Countywide
27		Real Choices	I-275 Greenway Extension from W of Dale Mabry to MacFarlane Park (Dale Mabry Pedestrian Overpass)	Multi-Use Trail	Hillsborough MPO/FDOT (tent.)	MPO feasibility study of pedestrian overpass on going, request for Design \$350K, could be part of Supplemental EIS and included as part of Tampa Bay Next	SUNtrail	2040 Investment Level 1 - density rating 5, MPO UPWP study in FY 16/17
28	441250-1	Real Choices	Gandy Bridge Trail (Hillsborough County line to Westshore Blvd)	Multi-Use Trail	FDOT & MPO	PD&E study for Hillsborough Portion		2040 Investment Level 1 - density rating 5


* Project in neighboring county, reflected as a Transportation Management Area priority
 Denotes new project


**Hillsborough MPO List of Priority Projects
FY2018/2019-2022/2023 Transportation Improvement Program
Table 2: CANDIDATES FOR NEW FUNDING**

2017 Priority	FPN	2040 L RTP Reference	Project Limits	Project Description	Project Sponsor	Project Status / Request	Suggested Funding Type	Prioritization Criteria
29		Real Choices	South Tampa Greenway (Manhattan Ave to Picnic Island Park)	Multi-Use Trail	Tampa Priority #12	\$50,000 requested for PD&E (\$1,800,000 total cost estimate), Need agreement with MacDill AFB for ROW use for 25 years post-construction	Prioritized by CCC; TA application needs additional info	2040 Investment Level 1 - density rating 5
30	441338 1 441338 2	Real Choices	GreenARTery Walk/Bike Loop	Multi-Use Trail	Tampa	* Segment D - Park Dr (22nd St Park to Sulpher Spring Park) \$39,800 * Segment E - E River Shore Dr (Sulpher Spring Park/Florida Ave to Sligh Ave/Lowry Park) \$225,400	TA	2040 Investment Level 1 - density rating 4
31	439482 1 439482 2	Real Choices	Tampa Bypass Canal Trail (34th St to Bruce B. Downs)	Multi-Use Trail	County/Temple Terrace Priority	HC needs maintenance agreement w/ SWFWMD; Added \$751k for PD&E In FY18, \$379k for design in FY20, Segment/Phasing to come from PD&E, Total cost \$6.5M	TA, SUNTrail Connecting, SU	2040 Investment Level 2 - density rating 3
32		Real Choices	West River Gwy (Bayshore Blvd to MLK Recreation Complex)	Multi-Use Trail	Tampa Priority #11	\$132,000 requested for Design (\$982,000 total cost estimate); Waiting for verification of ownership of ROW	TA	2040 Investment Level 2 - density rating 3
33	439481 1	Real Choices	South Coast Gwy (Phases I and III-VI)	Multi-Use Trail	County	Funding needed for PD&E and Design for Ph III-IV; SUNTrail application submitted for Maydell Bridge over Palm River. Added \$2.4M for CST of Ph 1A in FY21	TA, SUNTrail	2040 Investment Level 2 - density rating 3
34		Real Choices	UPPER TAMPA BAY TRAIL (UTBT) PHASE IV-A and IV-B	Multi-Use Trail	County	\$2,582,000 to construct A \$1,562,000 to construct B Alignment to be determined by County	Prioritized by CCC; Elig & Feas for TA	2040 Investment Level 3 - density rating 1
35		Real Choices	Selmon Greenway Next Phases - SR 60 between 19th St & Channelside Dr, extension to Nuccio Pkwy	Multi-Use Trail	THEA	Phase 2. \$214,338 - Construct Connection to Nuccio Pkwy Phase 3. \$138,614 - Safety & Sec Signage	TA	2040 existing trail - density rating 1
36		Real Choices	Shared-Use path to connect Temple Terrace to USF	Multi-Use Trail	Temple Terrace Priority #3	MPO feasibility study FY18	To Be Determined	2040 Investment Level 2 - density rating 2
37		Real Choices	Light Vehicle/footbridge over Hillsborough River at Whiteway Dr	Multi-Use Trail	Temple Terrace Priority #6	TA Application needed	TA	2040 Investment Level 2 - density rating 2
38		Real Choices	York Street (Channelside Drive to Ybor Channel, on Port Property)	Complete Street Enhancements	Port Authority	\$1.3 million for conversion to pedestrian promenade	To Be Determined	0 total crashes, on Port property
39		Real Choices	McIntosh Tract Trail	Off-Road Bicycle Trail	Plant City	\$105,500 needed for des & const; Review/revise in Plant City Walk-Bike Plan (MPO study on going)	Not eligible for TA	n/a

* Project in neighboring county, reflected as a Transportation Management Area priority
 Denotes new project


**Hillsborough MPO List of Priority Projects
FY2018/2019-2022/2023 Transportation Improvement Program
Table 2: CANDIDATES FOR NEW FUNDING**

2017 Priority	FPN	2040 LRTP Reference	Project Limits	Project Description	Project Sponsor	Project Status / Request	Suggested Funding Type	Prioritization Criteria
 Major Investments for Economic Growth								2040 job density and forecasted traffic congestion volume/capacity ratio (V/C)
40	412531 2	1002, 1093	I-275 at SR 60 Interchange (TBX Sec. 4)	Modify Interchange	FDOT	Funding is requested for reconstruction of two interchanges, I-275/SR 60 and I-275/I-4; interstate modernization including technology; reevaluation of Tampa Interstate Study EIS; and for locational studies for transit centers in the Gateway and Fletcher/Fowler areas. Environmental impact studies are underway, and construction is funded for the Howard Frankland Bridge replacement.	SIS; prioritized by TMA	
	434045 2	1003	I-275 (Lois to Willow) (TBX Sec. 5)	Express toll lanes with with Exp. Bus	FDOT			1.45 V/C peak period
		n/a*	I-275 (4th St to Gandy Blvd)	Express toll lanes with with Exp. Bus	FDOT			n/a
	433821 2	1005	I-275 at I-4 (Downtown Interchange) (TBX Sec. 6)	Modify Interchange	FDOT			
	431821 2	1006	I-275 (N of MLK to N of Busch Blvd) (TBX Sec. 7)	Express toll lanes with with Exp. Bus	FDOT			1.13 V/C peak period
	431746 1	1008	I-4 (Selmon Connector to E of Branch Forbes) (TBX Sec. 8)	Express toll lanes with with Exp. Bus	FDOT			1.44 V/C peak period
41	415348 1	83	Westshore Regional Intermodal Center (Regional Transit Catalyst Project)	Intermodal Center	FDOT	Regional Transit Catalyst Project(s) which may include: a. Central Avenue BRT, St. Petersburg downtown to beaches; b. Westshore Multimodal Center with fixed guideway connections to downtowns and airports; c. Further development of the Regional Transit Feasibility Plan; d. Regional Express Bus - opportunities include SR 60/Gulf-to-Bay Blvd, the Veterans Exwy/Suncoast Pkwy, the Gandy/Selmon Exwy corridor, the SR 54/56 corridor, and as a part of Tampa Bay Next; and expansion of regional farebox system to adjoining counties; e. Elevated transit in the SR 60 corridor – pilot project from downtown Clearwater to Clearwater Beach.	SIS, FDOT transit programs; prioritized by TMA	ROW acquired in FY2016
		62	Connection to Airport People Mover (Regional Transit Catalyst Project)	Transit Connection	FDOT/Aviation Auth			
		61	Modern Streetcar Extension (Regional Transit Catalyst Project)	Transit Connection	Tampa			
42	437804 1	60	US 41 CSX Rail Corridor Joint Use	Commuter Transit	FDOT	Funding is requested for right-of-way preservation for development of potential commuter routes.		

* Project in neighboring county, reflected as a Transportation Management Area priority
 Denotes new project

**Hillsborough MPO List of Priority Projects
FY2018/2019-2022/2023 Transportation Improvement Program
Table 2: CANDIDATES FOR NEW FUNDING**

2017 Priority	FPN	2040 LRTP Reference	Project Limits	Project Description	Project Sponsor	Project Status / Request	Suggested Funding Type	Prioritization Criteria
43		Minimize Traffic	Big Bend Rd at I-75	Interchange Improvements	FDOT/County	County requested \$47.8M for additional improvements, IOAR underway	SU, TRIP, SIS, prioritized by TMA	2040 Priority freeway needing CM impr - 1.58 V/C peak period Other major art - 1.20 peak period V/C
44	436677 1	Real Choices	Regional Farebox Rev. Collection & Inter-Jurisdictional Mobility (Flamingo)	Regional Transit Fare Collection	HART Priority #7	Partially funded; balance of \$8.9M needed (New Request is for \$3.5M for fareboxes, HART upgrades)	TRIP, TIGER, FDOT transit; prioritized by TMA	
45		Real Choices	Waterborne Transit - High Speed Ferry	Commuter Transit	Hillsborough County	Funding is requested for regional waterborne transportation priority projects, which could include the Cross-Bay Ferry, waterborne service from south Hillsborough County to MacDill Air Force Base, and other regional projects.	SIS, FDOT transit programs; prioritized by TMA	
46		Need beyond 2040	US41 (Madison to Denver S)	Widen 4 to 6 lanes	Port Authority Request	This segment is considered to be policy constrained in the Hillsborough County Comprehensive Plan an would require and amendment to the plan.	SIS	1.89 V/C peak period, 3.934 PTI, low TT reliability
47	440749 1	Minimize Traffic	US 41 at 50th St CSX Grade Separated Interchange/Rail Overpass South of Causeway Blvd and at Causeway Blvd	Grade Separated Intersection	FDOT	Port Tampa Bay request' Added \$1.5M for PD&E FY18, \$5.4M for design FY19 & 20, \$15M for ROW FY22, CST \$52.5M in FY26	Freight, Intermodal, SIS	2040 Priority Art needing CM impr - 1.70 V/C peak period, Delay reduction/mi = 1668
48	438997 1	1043	US 92 (US 301/I-4 to CR 579 (MANGO RD))	Widen 2 lanes to 4 lanes divided	FDOT	PD&E added \$1.25M in FY17	SIS, Other Arterials	Delay reduction/mi = 57; 2040 jobs/mi = 1760
49	438998 1	1045	US 92 from Park Rd to Polk County	Widen to 4LD	FDOT; Plant City Priority #4	PD&E added: \$1.8M in FY17	SIS, Other Arterials	Delay reduction/mi = 119; 2040 jobs/mi = 568
50		E+C map	W Sam Allen Rd (N Alexander St to SR 39)	Widen to 4LD	Plant City Priority #2	\$7.12M for Construction	SU	Closest segment Forbes to Alex delay reduction/mi = 31 2040 jobs/mi = 57
51		1038, 1040	Sam Allen Rd (Park Rd to Polk County)	New 4 Lane roadway	Plant City Priority #6	MPO Alignment Study underway; \$4.5M request for PD&E	SU	Delay reduction/mi = 189 & 20; 2040 jobs/mi = 240 & 101
52		Minimize Traffic	US 41 at SR 60	Grade Separated Intersection	FDOT (tent.)	Port Tampa Bay request	Other Arterials	US41 from Causeway to CSX Intm delay reduction/mi = 1668 SR 60 from 50th to US301 PTI = 3.933
53		Minimize Traffic	US 41 at CSX 'A' Line to CSX 'S' Line	Grade Separated Intersection	FDOT (tent.)	Port Tampa Bay request	Other Arterials	US41 from Causeway to CSX Intm delay reduction/mi = 1668

* Project in neighboring county, reflected as a Transportation Management Area priority
 Denotes new project

**Hillsborough MPO List of Priority Projects
FY2018/2019-2022/2023 Transportation Improvement Program
Table 2: CANDIDATES FOR NEW FUNDING**

2017 Priority	FPN	2040 LRTP Reference	Project Limits	Project Description	Project Sponsor	Project Status / Request	Suggested Funding Type	Prioritization Criteria
54		Need beyond 2040	Rice Rd (Coronet Rd to Polk County)	New 2LU Rd	Plant City Priority #5	MPO Alignment Study underway; \$3.757M requested for PD&E	SU	Longer range need .12 V/C in 2018 E+C
55		Real Choices	Expansion of existing or construction of new maintenance facility	Transit	HART Priority #8	\$16.5 million, MPO Feasibility Study on going		Listed based on HART's priority setting
56		Need beyond 2040	Causeway Blvd (US 41 to US 301)	Operational Improvements	Port Authority/ FDOT (tent.)			Longer Range Need
57			Madison Ave (Falkenberg Rd to US 301)	Widen from 2 to 4 lanes	Port Authority/ FDOT (tent.)			
58			McKay Street (Channelside Drive to Ybor Channel, on Port Property)	Realignment of roadway	Port Authority	\$1,600,000		
59			Channelside Lane (McKay St to York St, on Port Property)	New 2 lane road	Port Authority	\$3,100,000		
60			Central Street (Cumberland Dr to Whiting St, on Port Property)	New 4 Lane roadway	Port Authority	\$1,100,000		
61			Port Redwing Rail (on Port Property)	New rail line to Port Redwing	Port Authority/ FDOT (tent.)	\$2,000,000	FDOT Intermodal, SIS	
62			Port Redwing Access Road (Port Redwing to US41, on Port Property)	New 2 lane access road	Port Authority/ FDOT (tent.)		FDOT Intermodal, SIS	
63			Guy N. Verger flyover spanning CSX's cargo artery north of GATX Dr (on Port Property)	Grade Separated Intersection	Port Authority/ FDOT (tent.)	\$18,000,000	FDOT Intermodal, SIS	
64			East Cargo Yard Access Road (US41 to Access Rd)	Widen from 2 to 4 lanes	Port Authority/ FDOT (tent.)	\$2,000,000		

* Project in neighboring county, reflected as a Transportation Management Area priority

Denotes new project

Project Listings for Fiscal Years 17/18 – 21/22

Projects listed in Section 1 - FDOT Projects include funding for the MPO’s priority projects. Thus, the adopted FDOT Work Program for FY 2017/18 – FY 2021/22 is consistent, to the maximum extent feasible, with the priorities identified by the MPO. Moreover, Table 3 illustrates that sufficient federal, state and local revenues are reasonably expected to be made available to fund the projects identified in the TIP. Appendix C includes a list and description of funding codes used for each project.

The TIP must include an estimate of a project’s total cost for all phases of a project. In an effort to address this requirement, the FDOT has provided guidance in two categories: projects on the SIS and project not on the SIS. This distinction was made since FDOT manages both a 5-year and 10-year work program for the SIS projects while only managing a 5-year program for non-SIS projects. In both situations, historic funding levels have been maintained.

All projects included in the TIP have been notated if they are on the SIS. In the project listing, projects funded through the State Work Program are flagged with a “*SIS*” or “*NON-SIS*”, as can be seen in the following graphics.

Costs listed in the TIP for SIS projects are grouped as historic costs (prior to FY 2018), current five years (FY 2018 – 2022) and future five years (after FY 2022) beyond the current TIP. Cost estimates of NON-SIS projects beyond the 5-year horizon and SIS project

costs beyond the 10-year horizon can be found in the MPO’s Long Range Transportation Plan.

Description: PETER O'KNIGHT AIRPORT *NON-SIS							
Extra Description: REHABILITATE MAINTENANCE FACILITY				Type of Work: AVIATION REVENUE/OPERATIONAL			
Beginning Point: 0				Project Length: 0			
Ending Point: 0				Lanes Existing /Improved/Added: 0 / 0 / 0			
<2015	2015	2016	2017	2018	2019	>2019	All Years
CY NOT AVAILABLE							
\$0	\$0	\$0	\$0	\$0	\$60,000	\$0	\$60,000
\$0	\$0	\$0	\$0	\$0	\$240,000	\$0	\$240,000
\$0	\$0	\$0	\$0	\$0	\$300,000	\$0	\$300,000
\$0	\$0	\$0	\$0	\$0	\$300,000	\$0	\$300,000
\$0	\$0	\$0	\$0	\$0	\$300,000	\$0	\$300,000

Description: TAMPA INTERNATIONAL AIRPORT GATEWAY CENTER *SIS							
Extra Description: AUTOMATED PEOPLE MOVER FROM RENTAL CAR FACILI				Type of Work: AVIATION CAPACITY PROJECT			
Beginning Point: 0				Project Length: 0			
Ending Point: 0				Lanes Existing /Improved/Added: 0 / 0 / 0			
<2015	2015	2016	2017	2018	2019	>2019	All Years
CY NOT AVAILABLE							
\$0	\$18,700,000	\$80,300,000	\$55,000,000	\$20,000,000	\$20,000,000	\$0	\$194,000,000
\$0	\$2,402,978	\$0	\$0	\$0	\$0	\$0	\$2,402,978
\$0	\$16,297,022	\$80,300,000	\$55,000,000	\$20,000,000	\$20,000,000	\$0	\$191,597,022
\$0	\$37,400,000	\$160,600,000	\$110,000,000	\$40,000,000	\$40,000,000	\$0	\$388,000,000
\$0	\$37,400,000	\$160,600,000	\$110,000,000	\$40,000,000	\$40,000,000	\$0	\$388,000,000
\$0	\$37,400,000	\$160,600,000	\$110,000,000	\$40,000,000	\$40,000,000	\$0	\$388,000,000

L RTP Project References

Costs beyond the current 5-year and future 5-year window are included in the LRTP. The projects listed in the TIP that are part of the LRTP are cross-referenced through the use of a unique project number. Other projects that result from specific programs like maintenance or resurfacing (System Preservation) may have a page number or policy number referenced.

The LRTP reference provides the information necessary to locate the full project costs and/or additional details regarding the project in the LRTP. Unique project numbers are located in Chapters 3 and 5 of the 2040 LRTP. Projects in the LRTP can be found on the MPO’s website at

<http://www.planhillsborough.org/2040-lrtp/>.

Table 3 - Summary of Federal, State, Local Revenues and Fiscal Constraints

Fund	Fund Name	<2018	2018	2019	2020	2021	2022	>2022	Total - All Years	FundingSource
Federal Funds										
ACBR	ADVANCE CONSTRUCTION (BRT)	\$0	\$0	\$1,000	\$6,419,243	\$0	\$2,965,264	\$0	\$9,385,507	Federal
ACBZ	ADVANCE CONSTRUCTION (BRTZ)	\$5,438	\$0	\$907,688	\$0	\$0	\$0	\$0	\$913,126	Federal
ACNP	ADVANCE CONSTRUCTION NHPP	\$4,622,433	\$100,581,300	\$9,257,000	\$37,106,276	\$59,937,959	\$89,961,025	\$120,356,580	\$421,822,573	Federal
ACSA	ADVANCE CONSTRUCTION (SA)	\$1,473,435	\$0	\$0	\$0	\$0	\$0	\$0	\$1,473,435	Federal
ACSU	ADVANCE CONSTRUCTION (SU)	\$1,333,479	\$264,196	\$0	\$0	\$0	\$0	\$0	\$1,597,675	Federal
CM	CONGESTION MITIGATION - AQ	\$0	\$1,635,115	\$0	\$0	\$0	\$0	\$0	\$1,635,115	Federal
DU	STATE PRIMARY/FEDERAL REIMB	\$6,062,230	\$954,324	\$311,523	\$320,869	\$329,907	\$339,804	\$0	\$8,318,657	Federal
EB	EQUITY BONUS	\$1,080,000	\$0	\$0	\$0	\$0	\$0	\$0	\$1,080,000	Federal
FAA	FEDERAL AVIATION ADMIN	\$0	\$2,619,600	\$2,223,000	\$1,276,500	\$318,100	\$1,729,600	\$0	\$8,166,800	Federal
FTA	FEDERAL TRANSIT ADMINISTRATION	\$128,718,162	\$16,528,240	\$16,528,240	\$16,528,240	\$16,528,240	\$16,528,240	\$0	\$211,359,362	Federal
HSP	SAFETY (HIWAY SAFETY PROGRAM)	\$862,689	\$14,472,784	\$2,697,506	\$2,240,759	\$3,084,421	\$0	\$0	\$23,358,159	Federal
NHPP	IM, BRDG REPL, NATNL HWY-MAP21	\$1,956,535	\$0	\$0	\$0	\$0	\$0	\$0	\$1,956,535	Federal
NHRE	NAT HWY PERFORM - RESURFACING	\$0	\$2,434,174	\$1,650,902	\$0	\$0	\$0	\$0	\$4,085,076	Federal
PL	METRO PLAN (85% FA; 15% OTHER)	\$1,393,421	\$1,189,530	\$1,223,428	\$1,260,967	\$1,260,967	\$1,260,967	\$0	\$7,589,280	Federal
SA	STP, ANY AREA	\$364,385	\$8,674,271	\$7,227,018	\$9,773,115	\$0	\$0	\$0	\$26,038,789	Federal
SR2T	SAFE ROUTES - TRANSFER	\$0	\$741,270	\$0	\$1,052,781	\$0	\$0	\$0	\$1,794,051	Federal
SU	STP, URBAN AREAS > 200K	\$37,801,108	\$30,566,632	\$8,650,006	\$29,819,558	\$5,905,000	\$13,252,550	\$0	\$125,994,854	Federal
TALT	TRANSPORTATION ALTS- ANY AREA	\$0	\$360,854	\$0	\$246,970	\$1,180,277	\$0	\$0	\$1,788,101	Federal
TALU	TRANSPORTATION ALTS- >200K	\$85,009	\$1,512,215	\$70,263	\$1,536,971	\$1,900,455	\$0	\$0	\$5,104,913	Federal
FTAT	FHWA TRANSFER TO FTA (NON-BUD)	\$19,300,000	\$0	\$0	\$0	\$0	\$0	\$0	\$19,300,000	Federal Earmark
REPE	REPURPOSED FEDERAL EARMARKS	\$1,130,227	\$0	\$0	\$0	\$0	\$0	\$0	\$1,130,227	Federal Earmark
Federal Sub-Total		\$206,188,551	\$182,534,505	\$50,747,574	\$107,582,249	\$90,445,326	\$126,037,450	\$120,356,580	\$883,892,235	
State and Local Funds										
LF	LOCAL FUNDS	\$234,131,694	\$51,204,707	\$103,776,682	\$20,109,020	\$54,275,507	\$14,659,799	\$0	\$478,157,409	Local
LFP	LOCAL FUNDS FOR PARTICIPATING	\$0	\$0	\$977,691	\$4,861,815	\$5,000,000	\$0	\$0	\$10,839,506	Local
LFR	LOCAL FUNDS/REIMBURSIBLE	\$2,995,269	\$0	\$0	\$0	\$0	\$0	\$0	\$2,995,269	Local
BNIR	INTRASTATE R/W & BRIDGE BONDS	\$51,634,556	\$4,236,227	\$33,333,333	\$0	\$45,981,000	\$0	\$0	\$135,185,116	R/W and Bridge Bonds
BRP	STATE BRIDGE REPLACEMENT	\$250,000	\$200,000	\$0	\$0	\$0	\$0	\$0	\$450,000	State 100%
BRRP	STATE BRIDGE REPAIR & REHAB	\$494,111	\$7,272,977	\$1,188,681	\$2,113,707	\$0	\$0	\$0	\$11,069,476	State 100%
CIGP	COUNTY INCENTIVE GRANT PROGRAM	\$0	\$0	\$977,691	\$4,861,815	\$5,000,000	\$0	\$0	\$10,839,506	State 100%
D	UNRESTRICTED STATE PRIMARY	\$191,090,641	\$13,446,030	\$12,078,568	\$14,256,097	\$14,293,724	\$14,134,378	\$0	\$259,299,438	State 100%
DDR	DISTRICT DEDICATED REVENUE	\$127,654,775	\$52,722,445	\$14,882,490	\$12,661,053	\$89,102,897	\$94,705,915	\$0	\$391,729,575	State 100%
DEM	ENVIRONMENTAL MITIGATION	\$516,996	\$13,511,364	\$0	\$0	\$0	\$0	\$0	\$14,028,360	State 100%
DEMWW	ENVIRONMENTAL MITIGATION-WETLANDS	\$227	\$0	\$0	\$0	\$0	\$0	\$0	\$227	State 100%
DI	ST. - S/W INTER/INTRASTATE HWY	\$65,010,788	\$105,590,919	\$0	\$0	\$29,827,538	\$9,086,500	\$78,311,409	\$287,827,154	State 100%
DIH	STATE IN-HOUSE PRODUCT SUPPORT	\$5,248,439	\$1,373,031	\$499,267	\$259,132	\$40,013	\$619,710	\$675,363	\$8,714,955	State 100%
DIS	STRATEGIC INTERMODAL SYSTEM	\$2,402,978	\$1,500,000	\$0	\$5,370,000	\$0	\$15,000,000	\$0	\$24,272,978	State 100%
DITS	STATEWIDE ITS - STATE 100%.	\$0	\$8,360,554	\$6,902,398	\$0	\$0	\$0	\$0	\$15,262,952	State 100%
DPTO	STATE - PTO	\$23,059,635	\$8,198,491	\$9,549,155	\$12,320,982	\$8,102,296	\$2,910,512	\$0	\$64,141,071	State 100%
DRA	REST AREAS - STATE 100%	\$477,264	\$5,770,731	\$13,942,265	\$0	\$0	\$0	\$0	\$20,190,260	State 100%
DS	STATE PRIMARY HIGHWAYS & PTO	\$64,466,547	\$6,146,208	\$6,830,581	\$4,955,923	\$2,049,368	\$12,843,432	\$0	\$97,292,059	State 100%
DWS	WEIGH STATIONS - STATE 100%	\$1,077,830	\$631,263	\$0	\$0	\$0	\$0	\$0	\$1,709,093	State 100%
FCO	PRIMARY/FIXED CAPITAL OUTLAY	\$0	\$3,995,770	\$0	\$0	\$0	\$0	\$0	\$3,995,770	State 100%
GMR	GROWTH MANAGEMENT FOR SIS	\$155,383,770	\$25,000,000	\$30,000,000	\$0	\$28,000,000	\$1,000,000	\$0	\$239,383,770	State 100%
PKED	2012 SB1998-TURNPIKE FEEDER RD	\$0	\$0	\$0	\$0	\$25,000,000	\$0	\$0	\$25,000,000	State 100%

Table 3 - Summary of Federal, State, Local Revenues and Fiscal Constraints

Fund	Fund Name	<2018	2018	2019	2020	2021	2022	>2022	Total - All Years	FundingSource
PORT	SEAPORTS	\$0	\$4,200,000	\$0	\$0	\$0	\$0	\$0	\$4,200,000	State 100%
SIWR	2015 SB2514A-STRATEGIC INT SYS	\$0	\$0	\$0	\$0	\$10,000,000	\$0	\$500,000	\$10,500,000	State 100%
SPN	PROCEED FROM SPONSOR AGREEMENT	\$192,752	\$297,373	\$305,633	\$0	\$0	\$0	\$0	\$795,758	State 100%
STED	2012 SB1998-STRATEGIC ECON COR	\$0	\$0	\$0	\$0	\$0	\$81,555,942	\$74,730,436	\$156,286,378	State 100%
TLWR	2015 SB2514A-TRAIL NETWORK	\$0	\$0	\$0	\$141,680	\$0	\$0	\$0	\$141,680	State 100%
TRIP	TRANS REGIONAL INCENTIVE PROGM	\$0	\$0	\$0	\$0	\$1,095,635	\$0	\$0	\$1,095,635	State 100%
TRWR	2015 SB2514A-TRAN REG INCT PRG	\$120,000	\$623,593	\$1,000,000	\$0	\$404,365	\$0	\$0	\$2,147,958	State 100%
DSB1	SKYWAY	\$0	\$0	\$0	\$18,266,588	\$0	\$0	\$0	\$18,266,588	Toll/Turnpike
PKM1	TURNPIKE TOLL MAINTENANCE	\$3,148,420	\$1,193,165	\$1,197,780	\$1,207,780	\$1,233,902	\$1,233,902	\$5,719,510	\$14,934,459	Toll/Turnpike
PKYI	TURNPIKE IMPROVEMENT	\$227,236	\$275,624	\$0	\$0	\$3,000	\$0	\$0	\$505,860	Toll/Turnpike
PKYO	TURNPIKE TOLL COLLECTION/OPER.	\$211,374	\$0	\$0	\$0	\$0	\$0	\$0	\$211,374	Toll/Turnpike
PKYR	TURNPIKE RENEWAL & REPLACEMENT	\$181,876	\$89,967	\$89,967	\$86,340	\$86,340	\$86,340	\$345,360	\$966,190	Toll/Turnpike
TM06	TAMPA-HILLSBOROUGH EXPR. AUTH.	\$2,520,724	\$10,000	\$10,000	\$10,000	\$10,000	\$10,000	\$0	\$2,570,724	Toll/Turnpike
TO06	TAMPA-HILLSBOROUGH EXPR. AUTH.	\$70,183,081	\$5,382,523	\$5,470,435	\$5,470,000	\$5,470,000	\$5,470,000	\$10,940,000	\$108,386,039	Toll/Turnpike
State and Local Sub-Total		\$1,002,680,983	\$321,232,962	\$243,012,617	\$106,951,932	\$324,975,585	\$253,316,430	\$171,222,078	\$2,423,392,587	
Total Funding		\$1,208,869,534	\$503,767,467	\$293,760,191	\$214,534,181	\$415,420,911	\$379,353,880	\$291,578,658	\$3,307,284,822	

	2018	2019	2020	2021	2022	Total
Grand Total Revenue	\$503,767,467	\$293,760,191	\$214,534,181	\$415,420,911	\$379,353,880	\$1,806,836,630
Grand Total Costs (FDOT Projects)	\$503,767,467	\$293,760,191	\$214,534,181	\$415,420,911	\$379,353,880	\$1,806,836,630
Difference	\$0	\$0	\$0	\$0	\$0	\$0

Section 1 - FDOT Projects

Effective Date: 10/1/2017

**FDOT
5 Year TIP
Hillsborough County, District 7**

HIGHWAYS

Item Number: **437541 1** Description: BRIDGE PAINTING HILLSBOROUGH COUNTY VARIOUS LOCATION LRTP: System preservation, p. 161
Extra Description: #100500, 100940, 100021

Type of Work: BRIDGE - PAINTING
Project Length: 0.223 *NON-SIS*

Fund	<2018	2018	2019	2020	2021	2022	>2022	All Years
PRELIMINARY ENGINEERING - MANAGED BY FDOT								
BRRP	\$0	\$50,000	\$0	\$0	\$0	\$0	\$0	\$50,000
DIH	\$1,000	\$0	\$0	\$0	\$0	\$0	\$0	\$1,000
Totals:	\$1,000	\$50,000	\$0	\$0	\$0	\$0	\$0	\$51,000
CONSTRUCTION - MANAGED BY FDOT								
BRRP	\$0	\$0	\$796,875	\$0	\$0	\$0	\$0	\$796,875
DIH	\$0	\$0	\$14,488	\$0	\$0	\$0	\$0	\$14,488
Totals:	\$0	\$0	\$811,363	\$0	\$0	\$0	\$0	\$811,363
Item 437541 1 Totals:	\$1,000	\$50,000	\$811,363	\$0	\$0	\$0	\$0	\$862,363

Item Number: **424213 3** Description: CITY OF TAMPA DOWNTOWN TAMPA ATMS 191 SIGNALS - PHASE 2 LRTP: Minimize congestion, p. 163
Extra Description: UPGRADE LEGACY TRAFFIC SIGNAL SYSTEMS

Type of Work: ATMS - ARTERIAL TRAFFIC MGMT
Project Length: 0 *NON-SIS*

Fund	<2018	2018	2019	2020	2021	2022	>2022	All Years
PRELIMINARY ENGINEERING - MANAGED BY FDOT								
SU	\$0	\$0	\$0	\$227,975	\$0	\$0	\$0	\$227,975
Totals:	\$0	\$0	\$0	\$227,975	\$0	\$0	\$0	\$227,975
DESIGN BUILD - MANAGED BY FDOT								
SA	\$0	\$0	\$0	\$5,887,045	\$0	\$0	\$0	\$5,887,045
SU	\$0	\$0	\$0	\$7,020,602	\$0	\$0	\$0	\$7,020,602
Totals:	\$0	\$0	\$0	\$12,907,647	\$0	\$0	\$0	\$12,907,647
Item 424213 3 Totals:	\$0	\$0	\$0	\$13,135,622	\$0	\$0	\$0	\$13,135,622

Item Number: **424213 4** Description: CITY OF TAMPA KENNEDY/HYDE PARK/DALE MABRY ATMS 142 SIGNALS- PHASE 3 L RTP: Minimize congestion, p. 163
 Extra Description: UPGRADE LEGACY TRAFFIC SIGNAL SYSTEMS
 Type of Work: ATMS - ARTERIAL TRAFFIC MGMT
 Project Length: 0 *NON-SIS*

Fund	<2018	2018	2019	2020	2021	2022	>2022	All Years
PRELIMINARY ENGINEERING - MANAGED BY FDOT								
SU	\$0	\$0	\$0	\$209,465	\$0	\$0	\$0	\$209,465
Totals:	\$0	\$0	\$0	\$209,465	\$0	\$0	\$0	\$209,465
DESIGN BUILD - MANAGED BY FDOT								
SA	\$0	\$0	\$0	\$3,886,070	\$0	\$0	\$0	\$3,886,070
SU	\$0	\$0	\$0	\$7,767,265	\$0	\$0	\$0	\$7,767,265
Totals:	\$0	\$0	\$0	\$11,653,335	\$0	\$0	\$0	\$11,653,335
Item 424213 4 Totals:	\$0	\$0	\$0	\$11,862,800	\$0	\$0	\$0	\$11,862,800

Item Number: **424213 6** Description: CITY OF TAMPA USF AREA/BUSCH BLVD ATMS 119 SIGNALS - PHASE 4 L RTP: Minimize congestion, p. 163
 Extra Description: UPGRADE LEGACY TRAFFIC SIGNAL SYSTEMS
 Type of Work: ATMS - ARTERIAL TRAFFIC MGMT
 Project Length: 0 *NON-SIS*

Fund	<2018	2018	2019	2020	2021	2022	>2022	All Years
PRELIMINARY ENGINEERING - MANAGED BY FDOT								
SU	\$0	\$0	\$0	\$185,290	\$0	\$0	\$0	\$185,290
Totals:	\$0	\$0	\$0	\$185,290	\$0	\$0	\$0	\$185,290
DESIGN BUILD - MANAGED BY FDOT								
SU	\$0	\$0	\$0	\$10,008,961	\$0	\$0	\$0	\$10,008,961
Totals:	\$0	\$0	\$0	\$10,008,961	\$0	\$0	\$0	\$10,008,961
Item 424213 6 Totals:	\$0	\$0	\$0	\$10,194,251	\$0	\$0	\$0	\$10,194,251

Item Number: **412531 2** Description: I-275 (SR 93) I-275/SR 60 INTERCHANGE LRTP: 1093
 Extra Description: TBX ADV RW FOR SECTION 4
 Type of Work: INTERCHANGE - ADD LANES
 Project Length: 0.263 *SIS*

Fund	<2018	2018	2019	2020	2021	2022	>2022	All Years
PRELIMINARY ENGINEERING - MANAGED BY FDOT								
DS	\$89,746	\$0	\$0	\$0	\$0	\$0	\$0	\$89,746
DDR	\$3,803	\$0	\$0	\$0	\$0	\$0	\$0	\$3,803
Totals:	\$93,549	\$0	\$0	\$0	\$0	\$0	\$0	\$93,549
RIGHT OF WAY - MANAGED BY FDOT								
PKED	\$0	\$0	\$0	\$0	\$25,000,000	\$0	\$0	\$25,000,000
BNIR	\$51,634,556	\$4,236,227	\$33,333,333	\$0	\$45,981,000	\$0	\$0	\$135,185,116
DDR	\$594,626	\$0	\$0	\$0	\$2,164,547	\$0	\$0	\$2,759,173
DI	\$18,771,293	\$105,000,000	\$0	\$0	\$29,827,538	\$0	\$0	\$153,598,831
DIH	\$130,728	\$0	\$0	\$0	\$20,000	\$0	\$0	\$150,728
DS	\$99,998	\$0	\$0	\$0	\$300,000	\$0	\$0	\$399,998
Totals:	\$71,231,201	\$109,236,227	\$33,333,333	\$0	\$103,293,085	\$0	\$0	\$317,093,846
Item 412531 2 Totals:	\$71,324,750	\$109,236,227	\$33,333,333	\$0	\$103,293,085	\$0	\$0	\$317,187,395

Item Number: **438258 1** Description: I-275/SR60/I4 EXPRESS LANES - TAMPA BAY EXPRESS RESERVE BOX FOR DAF LRTP: Figure 3-30
 Extra Description:
 Type of Work: FUNDING ACTION
 Project Length: 0 *NON-SIS*

Fund	<2018	2018	2019	2020	2021	2022	>2022	All Years
CONSTRUCTION - MANAGED BY FDOT								
DS	\$0	\$0	\$0	\$0	\$0	\$9,418,973	\$0	\$9,418,973
DDR	\$0	\$0	\$0	\$0	\$78,642,048	\$69,223,075	\$0	\$147,865,123
Totals:	\$0	\$0	\$0	\$0	\$78,642,048	\$78,642,048	\$0	\$157,284,096
Item 438258 1 Totals:	\$0	\$0	\$0	\$0	\$78,642,048	\$78,642,048	\$0	\$157,284,096

Item Number: **430705 1** Description: I-75(SR93A) OVER CR574/CSX RR BR # 100435 AND 100436 L RTP: System Preservation, p. 161
 Extra Description: FULL DECK REPLACEMENT OF THE EXISTING DECK PANEL BRIDGE
 Type of Work: BRIDGE-REPAIR/REHABILITATION
 Project Length: 0.071 *SIS*

Fund	<2018	2018	2019	2020	2021	2022	>2022	All Years
PRELIMINARY ENGINEERING - MANAGED BY FDOT								
DIH	\$4,000	\$0	\$0	\$0	\$0	\$0	\$0	\$4,000
BRRP	\$276,825	\$0	\$0	\$0	\$0	\$0	\$0	\$276,825
Totals:	\$280,825	\$0	\$0	\$0	\$0	\$0	\$0	\$280,825
RAILROAD & UTILITIES - MANAGED BY FDOT								
BRRP	\$20,000	\$75,000	\$0	\$0	\$0	\$0	\$0	\$95,000
Totals:	\$20,000	\$75,000	\$0	\$0	\$0	\$0	\$0	\$95,000
CONSTRUCTION - MANAGED BY FDOT								
BRRP	\$0	\$4,714,577	\$0	\$0	\$0	\$0	\$0	\$4,714,577
DIH	\$0	\$63,591	\$0	\$0	\$0	\$0	\$0	\$63,591
Totals:	\$0	\$4,778,168	\$0	\$0	\$0	\$0	\$0	\$4,778,168
ENVIRONMENTAL - MANAGED BY FDOT								
BRRP	\$10,000	\$20,000	\$0	\$0	\$0	\$0	\$0	\$30,000
Totals:	\$10,000	\$20,000	\$0	\$0	\$0	\$0	\$0	\$30,000
Item 430705 1 Totals:	\$310,825	\$4,873,168	\$0	\$0	\$0	\$0	\$0	\$5,183,993

Item Number: **439829 2** Description: INTERSECTION LIGHTING - VARIOUS LOCATIONS IN HILLSBOROUGH COUNTY L RTP: System Preservation, p. 161
 Extra Description:
 Type of Work: LIGHTING
 Project Length: 57.014 *NON-SIS*

Fund	<2018	2018	2019	2020	2021	2022	>2022	All Years
CONSTRUCTION - MANAGED BY FDOT								
HSP	\$0	\$3,388,895	\$0	\$0	\$0	\$0	\$0	\$3,388,895
Totals:	\$0	\$3,388,895	\$0	\$0	\$0	\$0	\$0	\$3,388,895
Item 439829 2 Totals:	\$0	\$3,388,895	\$0	\$0	\$0	\$0	\$0	\$3,388,895

Item Number: **439691 1** Description: MORT ELEMENTARY SCHOOL VARIOUS LOCATIONS AROUND SCHOOL LRTP: Crash reduction, p. 164
 Extra Description: CONSTRUCT 5' SIDEWALK 142ND, 140TH, 139TH, 12TH, 19TH, 20TH
 Type of Work: SIDEWALK
 Project Length: 0 *NON-SIS*

Fund	<2018	2018	2019	2020	2021	2022	>2022	All Years
PRELIMINARY ENGINEERING - MANAGED BY HILLSBOROUGH CO BOARD OF COUNTY								
SR2T	\$0	\$297,786	\$0	\$0	\$0	\$0	\$0	\$297,786
Totals:	\$0	\$297,786	\$0	\$0	\$0	\$0	\$0	\$297,786
CONSTRUCTION - MANAGED BY HILLSBOROUGH CO BOARD OF COUNTY								
SR2T	\$0	\$0	\$0	\$453,961	\$0	\$0	\$0	\$453,961
Totals:	\$0	\$0	\$0	\$453,961	\$0	\$0	\$0	\$453,961
Item 439691 1 Totals:	\$0	\$297,786	\$0	\$453,961	\$0	\$0	\$0	\$751,747

Item Number: **440736 1** Description: S ALEXANDER ST AND JIM JOHNSON RD INTERSECTION IMPROVEMENTS LRTP: Minimize congestion, p. 163
 Extra Description: ADD EB TURN LANES
 Type of Work: ADD LEFT TURN LANE(S)
 Project Length: 0.1 *NON-SIS*

Fund	<2018	2018	2019	2020	2021	2022	>2022	All Years
PRELIMINARY ENGINEERING - MANAGED BY FDOT								
SU	\$0	\$0	\$0	\$0	\$1,000	\$100,000	\$0	\$101,000
Totals:	\$0	\$0	\$0	\$0	\$1,000	\$100,000	\$0	\$101,000
Item 440736 1 Totals:	\$0	\$0	\$0	\$0	\$1,000	\$100,000	\$0	\$101,000

Item Number: **439412 1** Description: SOUTH MAYDELL DRIVE BRIDGE OVER PALM RIVER LRTP: System Preservation, p. 161
 Extra Description: REPLACE BRIDGE #105604 OVER PALM RIVER- SUN TRAIL SEG 2
 Type of Work: BRIDGE REPLACEMENT
 Project Length: 0.117 *NON-SIS*

Fund	<2018	2018	2019	2020	2021	2022	>2022	All Years
PRELIMINARY ENGINEERING - MANAGED BY FDOT								
LF	\$0	\$0	\$0	\$302,733	\$0	\$0	\$0	\$302,733
ACBR	\$0	\$0	\$1,000	\$908,198	\$0	\$0	\$0	\$909,198
Totals:	\$0	\$0	\$1,000	\$1,210,931	\$0	\$0	\$0	\$1,211,931
CONSTRUCTION - MANAGED BY FDOT								
LF	\$0	\$0	\$0	\$0	\$0	\$5,965,389	\$0	\$5,965,389
ACBR	\$0	\$0	\$0	\$0	\$0	\$2,965,264	\$0	\$2,965,264
Totals:	\$0	\$0	\$0	\$0	\$0	\$8,930,653	\$0	\$8,930,653
Item 439412 1 Totals:	\$0	\$0	\$1,000	\$1,210,931	\$0	\$8,930,653	\$0	\$10,142,584

Item Number: **440733 1** Description: SR 39 (JL REDMAN PKWY) & ALEXANDER ST INTERSECTION LRTP: Minimize congestion, p. 163
 Extra Description: ADD RIGHT TURN LANES ON SB SR 39 TO WB ALEXANDER ST
 Type of Work: ADD RIGHT TURN LANE(S)
 Project Length: 0.1 *NON-SIS*

Fund	<2018	2018	2019	2020	2021	2022	>2022	All Years
PRELIMINARY ENGINEERING - MANAGED BY FDOT								
SU	\$0	\$0	\$0	\$0	\$1,000	\$100,000	\$0	\$101,000
Totals:	\$0	\$0	\$0	\$0	\$1,000	\$100,000	\$0	\$101,000
Item 440733 1 Totals:	\$0	\$0	\$0	\$0	\$1,000	\$100,000	\$0	\$101,000

Item Number: **434825 2** Description: SR 60 HOPEWELL VIRTUAL WEIGH STATION SCREENING SITES LRTP: Minimize congestion, p.163
 Extra Description:
 Type of Work: MCCO WEIGH STATION STATIC/WIM
 Project Length: 4.4 ***SIS***

Fund	<2018	2018	2019	2020	2021	2022	>2022	All Years
CONSTRUCTION - MANAGED BY FDOT								
DS	\$1,277	\$0	\$0	\$0	\$0	\$0	\$0	\$1,277
DWS	\$0	\$613,511	\$0	\$0	\$0	\$0	\$0	\$613,511
Totals:	\$1,277	\$613,511	\$0	\$0	\$0	\$0	\$0	\$614,788
Item 434825 2 Totals:	\$1,277	\$613,511	\$0	\$0	\$0	\$0	\$0	\$614,788

Item Number: **437518 1** Description: SUBSTRUCTURE REPAIR HILLSBOROUGH COUNTY VARIOUS LOCATIONS LRTP: System preservation, p. 161
 Extra Description: #100136, 100585
 Type of Work: BRIDGE-REPAIR/REHABILITATION
 Project Length: 2.801 ***SIS***

Fund	<2018	2018	2019	2020	2021	2022	>2022	All Years
PRELIMINARY ENGINEERING - MANAGED BY FDOT								
BRRP	\$0	\$150,000	\$0	\$0	\$0	\$0	\$0	\$150,000
DIH	\$0	\$1,000	\$0	\$0	\$0	\$0	\$0	\$1,000
Totals:	\$0	\$151,000	\$0	\$0	\$0	\$0	\$0	\$151,000
CONSTRUCTION - MANAGED BY FDOT								
DIH	\$0	\$0	\$5,247	\$0	\$0	\$0	\$0	\$5,247
BRRP	\$0	\$0	\$391,806	\$0	\$0	\$0	\$0	\$391,806
Totals:	\$0	\$0	\$397,053	\$0	\$0	\$0	\$0	\$397,053
Item 437518 1 Totals:	\$0	\$151,000	\$397,053	\$0	\$0	\$0	\$0	\$548,053

Item Number: **437247 1** Description: SUMMERFIELD ELEM SCHOOL HERITAGE GRN PKWY TO E OF HERITAGE GRN PKWY L RTP: Crash reduction, p. 164
 Extra Description: CONSTRUCT 5' SIDEWALK
 Type of Work: SIDEWALK
 Project Length: 0.151 *NON-SIS*

Fund	<2018	2018	2019	2020	2021	2022	>2022	All Years
PRELIMINARY ENGINEERING - MANAGED BY HILLSBOROUGH CO BOARD OF COUNTY								
TALU	\$19,888	\$0	\$0	\$0	\$0	\$0	\$0	\$19,888
Totals:	\$19,888	\$0	\$0	\$0	\$0	\$0	\$0	\$19,888
CONSTRUCTION - MANAGED BY HILLSBOROUGH CO BOARD OF COUNTY								
TALU	\$0	\$142,639	\$0	\$0	\$0	\$0	\$0	\$142,639
TALT	\$0	\$16,579	\$0	\$0	\$0	\$0	\$0	\$16,579
Totals:	\$0	\$159,218	\$0	\$0	\$0	\$0	\$0	\$159,218
Item 437247 1 Totals:	\$19,888	\$159,218	\$0	\$0	\$0	\$0	\$0	\$179,106

Item Number: **440511 1** Description: THE HEIGHTS MULTI-MODAL VISION & IMPLEMENTATION PLAN L RTP: Crash reduction, p. 164
 Extra Description: N TAMPA ST & N FLORIDA AVE FROM E TYLER TO W HANNA
 Type of Work: CORRIDOR/SUBAREA PLANNING
 Project Length: 6.374 *NON-SIS*

Fund	<2018	2018	2019	2020	2021	2022	>2022	All Years
PLANNING - MANAGED BY FDOT								
DS	\$0	\$0	\$0	\$0	\$0	\$650,000	\$0	\$650,000
Totals:	\$0	\$0	\$0	\$0	\$0	\$650,000	\$0	\$650,000
Item 440511 1 Totals:	\$0	\$0	\$0	\$0	\$0	\$650,000	\$0	\$650,000

Item Number: **000106 1** Description: TOLL OPERATIONS TAMPA CROSSTOWN L RTP: Objective 6.2
 Extra Description:
 Type of Work: TOLL PLAZA
 Project Length: 13.955 *SIS*

Fund	<2018	2018	2019	2020	2021	2022	>2022	All Years
OPERATIONS - MANAGED BY FDOT								
TO06	\$64,938,961	\$5,382,523	\$5,470,435	\$5,470,000	\$5,470,000	\$5,470,000	\$10,940,000	\$103,141,919
Totals:	\$64,938,961	\$5,382,523	\$5,470,435	\$5,470,000	\$5,470,000	\$5,470,000	\$10,940,000	\$103,141,919
OPERATIONS - RESPONSIBLE AGENCY NOT AVAILABLE								
PKYO	\$211,374	\$0	\$0	\$0	\$0	\$0	\$0	\$211,374
TO06	\$5,244,120	\$0	\$0	\$0	\$0	\$0	\$0	\$5,244,120
Totals:	\$5,455,494	\$0	\$0	\$0	\$0	\$0	\$0	\$5,455,494
Item 000106 1 Totals:	\$70,394,455	\$5,382,523	\$5,470,435	\$5,470,000	\$5,470,000	\$5,470,000	\$10,940,000	\$108,597,413

Item Number: **435897 1** Description: US 41 (SR 685) OVER HILLSBOROUGH RIVER BR #100069 L RTP: System preservation, p. 161
Amended Extra Description: SUBSTRUCTURE REPAIR INCL REPLACING EXISTING BROKEN PILE JACKET, CATHODIC PROTECTION ON FOOT COLUMN, CRACK AND SPALL REPAIR ON ABUTMENT
 Type of Work: BRIDGE-REPAIR/REHABILITATION
 Project Length: 0.03 *NON-SIS*

Fund	<2018	2018	2019	2020	2021	2022	>2022	All Years
PRELIMINARY ENGINEERING - MANAGED BY FDOT								
Modified DIH	\$3,095	\$905	\$0	\$0	\$0	\$0	\$0	\$4,000
BRRP	\$77,561	\$0	\$0	\$0	\$0	\$0	\$0	\$77,561
Added DS	\$342	\$0	\$0	\$0	\$0	\$0	\$0	\$4,000
Totals:	\$80,998	\$905	\$0	\$0	\$0	\$0	\$0	\$85,561
CONSTRUCTION - MANAGED BY FDOT								
BRRP	\$0	\$271,130	\$0	\$0	\$0	\$0	\$0	\$271,130
DIH	\$0	\$3,762	\$0	\$0	\$0	\$0	\$0	\$3,762
Totals:	\$0	\$274,892	\$0	\$0	\$0	\$0	\$0	\$274,892
ENVIRONMENTAL - MANAGED BY FDOT								
Modified BRRP	\$0	\$25,000	\$0	\$0	\$0	\$0	\$0	\$25,000
Totals:	\$0	\$25,000	\$0	\$0	\$0	\$0	\$0	\$25,000
Item 435897 1 Totals:	\$80,998	\$300,797	\$0	\$0	\$0	\$0	\$0	\$385,453

Item Number: **434825 1** Description: US 60 HOPEWELL VIRTUAL WEIGH STATION LRTP: System preservation, p. 161
 Extra Description: REMODEL BUILDING
 Type of Work: MCCO WEIGH STATION STATIC/WIM
 Project Length: 5.037 ***SIS***

Fund	<2018	2018	2019	2020	2021	2022	>2022	All Years
PRELIMINARY ENGINEERING - MANAGED BY FDOT								
DWS	\$189,111	\$0	\$0	\$0	\$0	\$0	\$0	\$189,111
Totals:	\$189,111	\$0	\$0	\$0	\$0	\$0	\$0	\$189,111
CONSTRUCTION - MANAGED BY FDOT								
DWS	\$888,719	\$17,752	\$0	\$0	\$0	\$0	\$0	\$906,471
Totals:	\$888,719	\$17,752	\$0	\$0	\$0	\$0	\$0	\$906,471
Item 434825 1 Totals:	\$1,077,830	\$17,752	\$0	\$0	\$0	\$0	\$0	\$1,095,582

Item Number: **437041 1** Description: WESTSHORE BOULEVARD AND GANDY BOULEVARD LRTP: Minimize congestion, p. 163
 Extra Description: PROVIDE LEFT TURN LANES ON ALL 4 APPROACHES TO INTERSECTION
 Type of Work: INTERSECTION IMPROVEMENT
 Project Length: 1.385 ***NON-SIS***

Fund	<2018	2018	2019	2020	2021	2022	>2022	All Years
CONSTRUCTION - RESPONSIBLE AGENCY NOT AVAILABLE								
LFP	\$0	\$0	\$0	\$1,361,815	\$0	\$0	\$0	\$1,361,815
CIGP	\$0	\$0	\$0	\$1,361,815	\$0	\$0	\$0	\$1,361,815
Totals:	\$0	\$0	\$0	\$2,723,630	\$0	\$0	\$0	\$2,723,630
Item 437041 1 Totals:	\$0	\$0	\$0	\$2,723,630	\$0	\$0	\$0	\$2,723,630

Item Number: **437648 1** Description: 34TH ST N FROM COLUMBUS DR TO US 92/E HILLSBOROUGH AVE L RTP: Crash reduction, p. 164
Amended Extra Description: 4 TO 2 LANES,ADD BIKE LANES,AND ROUNDABOUTS-COMPLETE STREETS
 Type of Work: TRAFFIC OPS IMPROVEMENT
 Project Length: 2.027 *NON-SIS*

Fund	<2018	2018	2019	2020	2021	2022	>2022	All Years
RIGHT OF WAY - MANAGED BY CITY OF TAMPA								
Modified LF		\$780,973	\$0	\$0	\$0	\$0	\$0	\$780,973
Modified REPE		\$1,130,227	\$0	\$0	\$0	\$0	\$0	\$1,130,227
Modified SA		\$1,000	\$0	\$0	\$0	\$0	\$0	\$1,000
Totals:		\$1,912,200	\$0	\$0	\$0	\$0	\$0	\$1,912,200
CONSTRUCTION - MANAGED BY CITY OF TAMPA								
HSP	\$0	\$0	\$1,783,227	\$0	\$0	\$0	\$0	\$1,783,227
LF	\$0	\$0	\$759,700	\$0	\$0	\$0	\$0	\$759,700
Totals:	\$0	\$0	\$2,542,927	\$0	\$0	\$0	\$0	\$2,542,927
Item 437648 1 Totals:	\$0	\$1,912,200	\$2,542,927	\$0	\$0	\$0	\$0	\$4,455,127

Item Number: **437246 1** Description: 46TH STREET FROM SR 580 (BUSCH BLVD) TO SR 582 (FOWLER AVE) L RTP: Crash reduction, p. 164
 Extra Description: INSTALL LANE MARKINGS AND SHARED USE PATH
 Type of Work: BIKE LANE/SIDEWALK
 Project Length: 1.507 *NON-SIS*

Fund	<2018	2018	2019	2020	2021	2022	>2022	All Years
PRELIMINARY ENGINEERING - MANAGED BY CITY OF TAMPA								
TALU	\$0	\$57,093	\$0	\$0	\$0	\$0	\$0	\$57,093
TALT	\$0	\$20,907	\$0	\$0	\$0	\$0	\$0	\$20,907
Totals:	\$0	\$78,000	\$0	\$0	\$0	\$0	\$0	\$78,000
CONSTRUCTION - MANAGED BY CITY OF TAMPA								
TALU	\$0	\$0	\$0	\$228,102	\$0	\$0	\$0	\$228,102
Totals:	\$0	\$0	\$0	\$228,102	\$0	\$0	\$0	\$228,102
Item 437246 1 Totals:	\$0	\$78,000	\$0	\$228,102	\$0	\$0	\$0	\$306,102

Item Number: **438752 1** Description: APOLLO BEACH EXTENSION FROM US 41 TO PASEO AL MAR BOULEVARD LRTP: 1094
 Extra Description:
 Type of Work: NEW ROAD CONSTRUCTION
 Project Length: 0 *NON-SIS*

Fund	<2018	2018	2019	2020	2021	2022	>2022	All Years
CONSTRUCTION - RESPONSIBLE AGENCY NOT AVAILABLE								
CIGP	\$0	\$0	\$0	\$0	\$5,000,000	\$0	\$0	\$5,000,000
LFP	\$0	\$0	\$0	\$0	\$5,000,000	\$0	\$0	\$5,000,000
Totals:	\$0	\$0	\$0	\$0	\$10,000,000	\$0	\$0	\$10,000,000
Item 438752 1 Totals:	\$0	\$0	\$0	\$0	\$10,000,000	\$0	\$0	\$10,000,000

Item Number: **437044 1** Description: ARMENIA AVENUE AT BUSCH BOULEVARD LRTP: Minimize congestion, p. 163
 Extra Description: INTERSECTION IMPROVEMENTS
 Type of Work: ADD TURN LANE(S)
 Project Length: 1.59 *NON-SIS*

Fund	<2018	2018	2019	2020	2021	2022	>2022	All Years
CONSTRUCTION - RESPONSIBLE AGENCY NOT AVAILABLE								
CIGP	\$0	\$0	\$977,691	\$0	\$0	\$0	\$0	\$977,691
LF	\$0	\$0	\$442,542	\$0	\$0	\$0	\$0	\$442,542
LFP	\$0	\$0	\$977,691	\$0	\$0	\$0	\$0	\$977,691
Totals:	\$0	\$0	\$2,397,924	\$0	\$0	\$0	\$0	\$2,397,924
Item 437044 1 Totals:	\$0	\$0	\$2,397,924	\$0	\$0	\$0	\$0	\$2,397,924

Item Number: **430502 2** Description: BIG BEND RD FROM E OF DICKMAN ROAD TO W OF WYANDOTTE ROAD L RTP: System Preservation, p. 161
 Extra Description: BRIDGE #100270
 Type of Work: BRIDGE REPLACEMENT
 Project Length: 0.043 *NON-SIS*

Fund	<2018	2018	2019	2020	2021	2022	>2022	All Years
PRELIMINARY ENGINEERING - MANAGED BY FDOT								
LF	\$412,000	\$0	\$0	\$0	\$0	\$0	\$0	\$412,000
ACBZ	\$5,438	\$0	\$0	\$0	\$0	\$0	\$0	\$5,438
Totals:	\$417,438	\$0	\$0	\$0	\$0	\$0	\$0	\$417,438
CONSTRUCTION - MANAGED BY FDOT								
ACBZ	\$0	\$0	\$907,688	\$0	\$0	\$0	\$0	\$907,688
Totals:	\$0	\$0	\$907,688	\$0	\$0	\$0	\$0	\$907,688
Item 430502 2 Totals:	\$417,438	\$0	\$907,688	\$0	\$0	\$0	\$0	\$1,325,126

Item Number: **438783 1** Description: BRIDGE SUBSTRUCTURE REPAIR FROM HILLSBOROUGH CO TO BRIDGE #100301 L RTP: System Preservation, p. 161
 Extra Description: COURTNEY CAMPBELL CAUSEWAY STRUCTURE C
 Type of Work: BRIDGE-REPAIR/REHABILITATION
 Project Length: 0.617 *NON-SIS*

Fund	<2018	2018	2019	2020	2021	2022	>2022	All Years
PRELIMINARY ENGINEERING - MANAGED BY FDOT								
BRRP	\$0	\$175,000	\$0	\$0	\$0	\$0	\$0	\$175,000
DIH	\$0	\$1,000	\$0	\$0	\$0	\$0	\$0	\$1,000
Totals:	\$0	\$176,000	\$0	\$0	\$0	\$0	\$0	\$176,000
CONSTRUCTION - MANAGED BY FDOT								
BRRP	\$0	\$0	\$0	\$2,113,707	\$0	\$0	\$0	\$2,113,707
DIH	\$0	\$0	\$0	\$28,309	\$0	\$0	\$0	\$28,309
Totals:	\$0	\$0	\$0	\$2,142,016	\$0	\$0	\$0	\$2,142,016
Item 438783 1 Totals:	\$0	\$176,000	\$0	\$2,142,016	\$0	\$0	\$0	\$2,318,016

Item Number: **440338 1** Description: CR 39A/ALEXANDER ST FROM W OF SR 39 TO I-4/SR 400 L RTP: System Preservation, p. 161
 Extra Description: 4 LANES
 Type of Work: RESURFACING
 Project Length: 3.805 *NON-SIS*

Fund	<2018	2018	2019	2020	2021	2022	>2022	All Years
PRELIMINARY ENGINEERING - MANAGED BY FDOT								
DDR	\$344,474	\$0	\$0	\$0	\$0	\$0	\$0	\$344,474
DIH	\$15,000	\$0	\$0	\$0	\$0	\$0	\$0	\$15,000
Totals:	\$359,474	\$0	\$0	\$0	\$0	\$0	\$0	\$359,474
CONSTRUCTION - MANAGED BY FDOT								
DDR	\$0	\$7,210,686	\$0	\$0	\$0	\$0	\$0	\$7,210,686
DIH	\$0	\$102,921	\$0	\$0	\$0	\$0	\$0	\$102,921
Totals:	\$0	\$7,313,607	\$0	\$0	\$0	\$0	\$0	\$7,313,607
Item 440338 1 Totals:	\$359,474	\$7,313,607	\$0	\$0	\$0	\$0	\$0	\$7,673,081

Item Number: **440338 2** Description: CR 39A/ALEXANDER ST FROM W OF SR 39 TO I-4/SR 400 - SEGMENT 2 L RTP: Crash reduction, p. 164
 Extra Description: BRING ROADSIDE FEATURES INTO COMPLIANCE FROM SEGMENT 1
 Type of Work: SIDEWALK
 Project Length: 3.842 *NON-SIS*

Fund	<2018	2018	2019	2020	2021	2022	>2022	All Years
PRELIMINARY ENGINEERING - MANAGED BY FDOT								
DS	\$0	\$0	\$500,000	\$0	\$0	\$0	\$0	\$500,000
DIH	\$0	\$1,000	\$0	\$0	\$0	\$0	\$0	\$1,000
Totals:	\$0	\$1,000	\$500,000	\$0	\$0	\$0	\$0	\$501,000
Item 440338 2 Totals:	\$0	\$1,000	\$500,000	\$0	\$0	\$0	\$0	\$501,000

Item Number: **257862 3** Description: CR 580/SAM ALLEN RD FM W OF SR39/BUCHMAN HWY TO E OF PARK RD L RTP: 124
Amended Extra Description: 2 TO 4 LANES
 Type of Work: ADD LANES & RECONSTRUCT
 Project Length: 2.018 *NON-SIS*

Fund	<2018	2018	2019	2020	2021	2022	>2022	All Years
PRELIMINARY ENGINEERING - MANAGED BY FDOT								
SU	\$2,482,457	\$0	\$0	\$0	\$0	\$0	\$0	\$2,482,457
ACSA	\$208,998	\$0	\$0	\$0	\$0	\$0	\$0	\$208,998
DDR	\$510,265	\$0	\$0	\$0	\$0	\$0	\$0	\$510,265
Modified SA	\$277,771	\$5,807	\$0	\$0	\$0	\$0	\$0	\$283,578
Totals:	\$3,479,491	\$5,807	\$0	\$0	\$0	\$0	\$0	\$3,485,298
RIGHT OF WAY - MANAGED BY FDOT								
Modified SU	\$840,364	\$2,380,020	\$0	\$0	\$0	\$0	\$0	\$3,220,384
Added ACSU	\$5,891	\$2,725	\$0	\$0	\$0	\$0	\$0	\$8,616
Totals:	\$846,255	\$2,382,745	\$0	\$0	\$0	\$0	\$0	\$3,229,000
CONSTRUCTION - MANAGED BY FDOT								
Modified SA	\$0	\$1,000	\$0	\$0	\$0	\$0	\$0	\$1,000
Modified SU	\$0	\$22,216,632	\$0	\$0	\$0	\$0	\$0	\$22,216,632
CM	\$0	\$1,635,115	\$0	\$0	\$0	\$0	\$0	\$1,635,115
SU	\$0	\$2,284,747	\$0	\$0	\$0	\$0	\$0	\$2,284,747
Totals:	\$0	\$26,137,494	\$0	\$0	\$0	\$0	\$0	\$26,137,494
ENVIRONMENTAL - MANAGED BY FDOT								
ACSU	\$43,157	\$0	\$0	\$0	\$0	\$0	\$0	\$43,157
SU	\$131,923	\$0	\$0	\$0	\$0	\$0	\$0	\$131,923
DDR	\$50,739	\$0	\$0	\$0	\$0	\$0	\$0	\$50,739
ACSA	\$268,853	\$0	\$0	\$0	\$0	\$0	\$0	\$268,853
Totals:	\$494,672	\$0	\$0	\$0	\$0	\$0	\$0	\$494,672
RAILROAD & UTILITIES - MANAGED BY FDOT								
LF	\$272,931	\$5,150,000	\$0	\$0	\$0	\$0	\$0	\$5,422,931
EB	\$30,000	\$0	\$0	\$0	\$0	\$0	\$0	\$30,000
Modified ACSU	\$0	\$198,173	\$0	\$0	\$0	\$0	\$0	\$198,173
ACSA	\$240,975	\$0	\$0	\$0	\$0	\$0	\$0	\$240,975
Modified SU	\$28,600	\$773,227	\$0	\$0	\$0	\$0	\$0	\$801,827

Totals:	\$572,506	\$6,121,400	\$0	\$0	\$0	\$0	\$0	\$6,693,906
Item 257862 3 Totals:	\$5,392,924	\$34,647,446	\$0	\$0	\$0	\$0	\$0	\$40,040,370

Item Number: **437242 1** Description: CYPRESS CREEK ELEM FROM E OF SALIDA DEL SOL DR TO E OF BETH SHIELDS WY L RTP: Crash reduction, p. 164
 Extra Description: CONSTRUCT 5' SIDEWALK
 Type of Work: SIDEWALK
 Project Length: 0.497 *NON-SIS*

Fund	<2018	2018	2019	2020	2021	2022	>2022	All Years
PRELIMINARY ENGINEERING - MANAGED BY HILLSBOROUGH CO BOARD OF COUNTY								
TALU	\$19,030	\$0	\$0	\$0	\$0	\$0	\$0	\$19,030
Totals:	\$19,030	\$0	\$0	\$0	\$0	\$0	\$0	\$19,030
CONSTRUCTION - MANAGED BY HILLSBOROUGH CO BOARD OF COUNTY								
TALU	\$0	\$130,252	\$0	\$0	\$0	\$0	\$0	\$130,252
TALT	\$0	\$231,549	\$0	\$0	\$0	\$0	\$0	\$231,549
Totals:	\$0	\$361,801	\$0	\$0	\$0	\$0	\$0	\$361,801
Item 437242 1 Totals:	\$19,030	\$361,801	\$0	\$0	\$0	\$0	\$0	\$380,831

Item Number: **438450 1** Description: DALE MABRY HWY ATMS FROM W SLIGH AVE TO VAN DYKE RD L RTP: Minimize congestion, p. 163
 Extra Description:
 Type of Work: ATMS - ARTERIAL TRAFFIC MGMT
 Project Length: 8.127 *NON-SIS*

Fund	<2018	2018	2019	2020	2021	2022	>2022	All Years
PRELIMINARY ENGINEERING - MANAGED BY FDOT								
DS	\$9,494	\$0	\$0	\$0	\$0	\$0	\$0	\$9,494
DIH	\$2,000	\$0	\$0	\$0	\$0	\$0	\$0	\$2,000
Totals:	\$11,494	\$0	\$0	\$0	\$0	\$0	\$0	\$11,494
RAILROAD & UTILITIES - MANAGED BY FDOT								
DDR	\$50,000	\$50,000	\$0	\$0	\$0	\$0	\$0	\$100,000
Totals:	\$50,000	\$50,000	\$0	\$0	\$0	\$0	\$0	\$100,000
DESIGN BUILD - MANAGED BY FDOT								
DIH	\$0	\$43,134	\$0	\$0	\$0	\$0	\$0	\$43,134
DDR	\$0	\$3,164,078	\$0	\$0	\$0	\$0	\$0	\$3,164,078
Totals:	\$0	\$3,207,212	\$0	\$0	\$0	\$0	\$0	\$3,207,212
Item 438450 1 Totals:	\$61,494	\$3,257,212	\$0	\$0	\$0	\$0	\$0	\$3,318,706

Item Number: **436639 1** Description: E COLUMBUS DR FROM N NEBRASKA AVE (SR45) TO 14TH ST L RTP: Crash reduction, p. 163
 Extra Description: RECONFIG EXISTING 2 LANE UNDIVIDED ROADWAY-COMPLETE STREETS
 Type of Work: BIKE LANE/SIDEWALK
 Project Length: 0.43 *NON-SIS*

Fund	<2018	2018	2019	2020	2021	2022	>2022	All Years
PRELIMINARY ENGINEERING - MANAGED BY CITY OF TAMPA								
TALU	\$0	\$100,000	\$0	\$0	\$0	\$0	\$0	\$100,000
Totals:	\$0	\$100,000	\$0	\$0	\$0	\$0	\$0	\$100,000
CONSTRUCTION - MANAGED BY CITY OF TAMPA								
TALU	\$0	\$0	\$0	\$200,296	\$0	\$0	\$0	\$200,296
Totals:	\$0	\$0	\$0	\$200,296	\$0	\$0	\$0	\$200,296
Item 436639 1 Totals:	\$0	\$100,000	\$0	\$200,296	\$0	\$0	\$0	\$300,296

Item Number: **436640 1** Description: FLORIBASKA AVE FROM N TAMPA ST TO NEBRASKA AVE L RTP: Crash reduction, p. 164
 Extra Description: CONVERT FROM 4 LANE TO 2 LANE UNDIVIDED, INSTALL BIKE LANES
 Type of Work: BIKE LANE/SIDEWALK
 Project Length: 0.592 *NON-SIS*

Fund	<2018	2018	2019	2020	2021	2022	>2022	All Years
PRELIMINARY ENGINEERING - MANAGED BY FDOT								
SU	\$0	\$0	\$0	\$0	\$1,000	\$77,000	\$0	\$78,000
Totals:	\$0	\$0	\$0	\$0	\$1,000	\$77,000	\$0	\$78,000
Item 436640 1 Totals:	\$0	\$0	\$0	\$0	\$1,000	\$77,000	\$0	\$78,000

Item Number: **437650 1** Description: GIBSONTON DR EB FROM NB ON RAMP TO I-75 L RTP: Minimize congestion, p. 163
 Extra Description: PROVIDE ADDITIONAL EB LEFT TURN LANE AND NB ENTRANCE LANE
 Type of Work: ADD TURN LANE(S)
 Project Length: 0.316 *NON-SIS*

Fund	<2018	2018	2019	2020	2021	2022	>2022	All Years
PRELIMINARY ENGINEERING - MANAGED BY FDOT								
SU	\$0	\$0	\$0	\$0	\$1,000	\$692,607	\$0	\$693,607
Totals:	\$0	\$0	\$0	\$0	\$1,000	\$692,607	\$0	\$693,607
Item 437650 1 Totals:	\$0	\$0	\$0	\$0	\$1,000	\$692,607	\$0	\$693,607

Item Number: **439692 1** Description: GIBSONTON ELEMENTARY ALAFIA ST & VERN STREET FR GIBSONTON DR TO NUNDY L RTP: Crash reduction, p. 164
 Extra Description: CONSTRUCT 5' SIDEWALK FROM GIBSONTON DR TO NUNDY AVENUE
 Type of Work: SIDEWALK
 Project Length: 0 *NON-SIS*

Fund	<2018	2018	2019	2020	2021	2022	>2022	All Years
PRELIMINARY ENGINEERING - MANAGED BY HILLSBOROUGH CO BOARD OF COUNTY								
SR2T	\$0	\$200,707	\$0	\$0	\$0	\$0	\$0	\$200,707
Totals:	\$0	\$200,707	\$0	\$0	\$0	\$0	\$0	\$200,707
CONSTRUCTION - MANAGED BY HILLSBOROUGH CO BOARD OF COUNTY								
SR2T	\$0	\$0	\$0	\$341,153	\$0	\$0	\$0	\$341,153
Totals:	\$0	\$0	\$0	\$341,153	\$0	\$0	\$0	\$341,153
Item 439692 1 Totals:	\$0	\$200,707	\$0	\$341,153	\$0	\$0	\$0	\$541,860

Item Number: **439476 1** Description: GREEN SPINE CYCLE TRACK PH 2B FROM WILLOW AVE TO DOYLE CARLTON DR L RTP: Crash reduction, p. 164
 Extra Description: CONSTRUCT 9' BUFFERED CYCLE TRACK FOR NON-MOTORIZED TRAVEL
 Type of Work: BIKE PATH/TRAIL
 Project Length: 0.493 *NON-SIS*

Fund	<2018	2018	2019	2020	2021	2022	>2022	All Years
CONSTRUCTION - MANAGED BY CITY OF TAMPA								
TALU	\$0	\$0	\$0	\$543,561	\$0	\$0	\$0	\$543,561
Totals:	\$0	\$0	\$0	\$543,561	\$0	\$0	\$0	\$543,561
Item 439476 1 Totals:	\$0	\$0	\$0	\$543,561	\$0	\$0	\$0	\$543,561

Item Number: **437647 1** Description: HIMES AVE FROM SR 60/KENNEDY BLVD TO COLUMBUS DR L RTP: Crash reduction, p. 164
 Extra Description: ADD, EXTEND, WIDEN TRAFFIC SEPARATOR FOR BIKE LANES
 Type of Work: TRAFFIC OPS IMPROVEMENT
 Project Length: 1.511 *NON-SIS*

Fund	<2018	2018	2019	2020	2021	2022	>2022	All Years
PRELIMINARY ENGINEERING - MANAGED BY FDOT								
HSP	\$203,668	\$0	\$0	\$0	\$0	\$0	\$0	\$203,668
Totals:	\$203,668	\$0	\$0	\$0	\$0	\$0	\$0	\$203,668
CONSTRUCTION - MANAGED BY CITY OF TAMPA								
HSP	\$0	\$1,816,379	\$0	\$0	\$0	\$0	\$0	\$1,816,379
Totals:	\$0	\$1,816,379	\$0	\$0	\$0	\$0	\$0	\$1,816,379
Item 437647 1 Totals:	\$203,668	\$1,816,379	\$0	\$0	\$0	\$0	\$0	\$2,020,047

Item Number: **434045 2** Description: I-275 FROM S OF LOIS AVE TO WILLOW AVE L RTP: 1003
 Extra Description: 6 TO 8 LANES/8 TO 10 LANES. TBX SECTION 5
 Type of Work: ADD LANES & REHABILITATE PVMNT
 Project Length: 2.625 ***SIS***

Fund	<2018	2018	2019	2020	2021	2022	>2022	All Years
PRELIMINARY ENGINEERING - MANAGED BY FDOT								
ACNP	\$0	\$0	\$0	\$100,000	\$0	\$1,068,760	\$0	\$1,168,760
Totals:	\$0	\$0	\$0	\$100,000	\$0	\$1,068,760	\$0	\$1,168,760
DESIGN BUILD - MANAGED BY FDOT								
STED	\$0	\$0	\$0	\$0	\$0	\$81,555,942	\$0	\$81,555,942
ACNP	\$0	\$0	\$0	\$0	\$0	\$17,718,542	\$0	\$17,718,542
Totals:	\$0	\$0	\$0	\$0	\$0	\$99,274,484	\$0	\$99,274,484
Item 434045 2 Totals:	\$0	\$0	\$0	\$100,000	\$0	\$100,343,244	\$0	\$100,443,244

Item Number: **422904 4** Description: I-275 (HOWARD FRKL) FM N OF HOWARD FRANKLAND TO S OF SR 60 L RTP: System Preservation, p. 161
 Extra Description: BRIDGE REPLACEMENT, TBX SECTION 3
 Type of Work: BRIDGE-REPLACE AND ADD LANES
 Project Length: 0.5 ***SIS***

Fund	<2018	2018	2019	2020	2021	2022	>2022	All Years
PRELIMINARY ENGINEERING - MANAGED BY FDOT								
ACBR	\$0	\$0	\$0	\$388,920	\$0	\$0	\$0	\$388,920
DS	\$111	\$0	\$0	\$0	\$0	\$0	\$0	\$111
BRP	\$250,000	\$200,000	\$0	\$0	\$0	\$0	\$0	\$450,000
Totals:	\$250,111	\$200,000	\$0	\$388,920	\$0	\$0	\$0	\$839,031
DESIGN BUILD - MANAGED BY FDOT								
ACBR	\$0	\$0	\$0	\$5,122,125	\$0	\$0	\$0	\$5,122,125
DSB1	\$0	\$0	\$0	\$18,266,588	\$0	\$0	\$0	\$18,266,588
Totals:	\$0	\$0	\$0	\$23,388,713	\$0	\$0	\$0	\$23,388,713
Item 422904 4 Totals:	\$250,111	\$200,000	\$0	\$23,777,633	\$0	\$0	\$0	\$24,227,744

Item Number: **412531 1** Description: I-275 (SR 93) FM WEST OF SR 60/MEMORIAL TO N OF SPRUCE STREET L RTP: 1093
 Extra Description: 2 LANE FLYOVER (NB I-275 TO WB 60/VETERANS) LINKS IV
 Type of Work: INTERCHANGE (NEW)
 Project Length: 3.812 *SIS*

Fund	<2018	2018	2019	2020	2021	2022	>2022	All Years
PRELIMINARY ENGINEERING - MANAGED BY FDOT								
DS	\$1,336,274	\$0	\$0	\$0	\$0	\$0	\$0	\$1,336,274
EB	\$1,050,000	\$0	\$0	\$0	\$0	\$0	\$0	\$1,050,000
DEM	\$502,814	\$0	\$0	\$0	\$0	\$0	\$0	\$502,814
DDR	\$128,398	\$0	\$0	\$0	\$0	\$0	\$0	\$128,398
DIH	\$246,656	\$0	\$0	\$0	\$0	\$0	\$0	\$246,656
DS	\$2,801,894	\$0	\$0	\$0	\$0	\$0	\$0	\$2,801,894
SU	\$7,993,129	\$0	\$0	\$0	\$0	\$0	\$0	\$7,993,129
Totals:	\$14,059,165	\$0	\$0	\$0	\$0	\$0	\$0	\$14,059,165
RIGHT OF WAY - MANAGED BY FDOT								
DDR	\$18,434	\$0	\$0	\$0	\$0	\$0	\$0	\$18,434
DIH	\$6,562	\$0	\$0	\$0	\$0	\$0	\$0	\$6,562
DS	\$1,908,700	\$0	\$0	\$0	\$0	\$0	\$0	\$1,908,700
Totals:	\$1,933,696	\$0	\$0	\$0	\$0	\$0	\$0	\$1,933,696
ENVIRONMENTAL - MANAGED BY FDOT								
DDR	\$36,026	\$0	\$0	\$0	\$0	\$0	\$0	\$36,026
DS	\$0	\$7,000	\$0	\$0	\$0	\$0	\$0	\$7,000
Totals:	\$36,026	\$7,000	\$0	\$0	\$0	\$0	\$0	\$43,026
Item 412531 1 Totals:	\$16,028,887	\$7,000	\$0	\$0	\$0	\$0	\$0	\$16,035,887

Item Number: **431821 2** Description: I-275 (SR 93) FROM N OF MLK TO N OF BUSCH BLVD L RTP: 1006
 Extra Description: 6 TO 8 LANES, TBX SECTION 7
 Type of Work: ADD LANES & REHABILITATE PVMNT
 Project Length: 4.195 *SIS*

Fund	<2018	2018	2019	2020	2021	2022	>2022	All Years
PRELIMINARY ENGINEERING - MANAGED BY FDOT								
DIH	\$7,999	\$0	\$0	\$0	\$0	\$0	\$0	\$7,999
ACNP	\$2,230	\$0	\$0	\$0	\$0	\$0	\$5,264,386	\$5,266,616
DS	\$1,177	\$0	\$0	\$0	\$0	\$0	\$0	\$1,177
Totals:	\$11,406	\$0	\$0	\$0	\$0	\$0	\$5,264,386	\$5,275,792
RAILROAD & UTILITIES - MANAGED BY FDOT								
SIWR	\$0	\$0	\$0	\$0	\$0	\$0	\$500,000	\$500,000
DI	\$0	\$0	\$0	\$0	\$0	\$0	\$4,000,000	\$4,000,000
Totals:	\$0	\$0	\$0	\$0	\$0	\$0	\$4,500,000	\$4,500,000
DESIGN BUILD - MANAGED BY FDOT								
ACNP	\$0	\$0	\$0	\$0	\$0	\$0	\$5,681,045	\$5,681,045
DI	\$0	\$0	\$0	\$0	\$0	\$0	\$51,000,475	\$51,000,475
Totals:	\$0	\$0	\$0	\$0	\$0	\$0	\$56,681,520	\$56,681,520
CONTRACT INCENTIVES - MANAGED BY FDOT								
ACNP	\$0	\$0	\$0	\$0	\$0	\$0	\$1,682,168	\$1,682,168
Totals:	\$0	\$0	\$0	\$0	\$0	\$0	\$1,682,168	\$1,682,168
ENVIRONMENTAL - MANAGED BY FDOT								
DS	\$0	\$222,892	\$0	\$0	\$0	\$0	\$0	\$222,892
Totals:	\$0	\$222,892	\$0	\$0	\$0	\$0	\$0	\$222,892
Item 431821 2 Totals:	\$11,406	\$222,892	\$0	\$0	\$0	\$0	\$68,128,074	\$68,362,372

Item Number: **433821 2** Description: I-275/SR93 FM S OF WILLOW TO N OF MLK; I-4/SR400 FM I-275 TO CONNECTOR L RTP: 1005
 Extra Description: DOWNTOWN INTERCHANGE IMPROVEMENT, TBX SECTION 6
 Type of Work: ADD LANES & RECONSTRUCT
 Project Length: 5.092 ***SIS***

Fund	<2018	2018	2019	2020	2021	2022	>2022	All Years
PRELIMINARY ENGINEERING - MANAGED BY FDOT								
ACNP	\$0	\$0	\$0	\$0	\$58,007,003	\$0	\$0	\$58,007,003
DDR	\$197,534	\$0	\$0	\$0	\$0	\$0	\$0	\$197,534
DIH	\$5,000	\$0	\$0	\$0	\$0	\$0	\$0	\$5,000
DS	\$672,532	\$0	\$0	\$0	\$0	\$0	\$0	\$672,532
Totals:	\$875,066	\$0	\$0	\$0	\$58,007,003	\$0	\$0	\$58,882,069
RAILROAD & UTILITIES - MANAGED BY FDOT								
DS	\$100,000	\$0	\$0	\$0	\$0	\$0	\$0	\$100,000
Totals:	\$100,000	\$0	\$0	\$0	\$0	\$0	\$0	\$100,000
Item 433821 2 Totals:	\$975,066	\$0	\$0	\$0	\$58,007,003	\$0	\$0	\$58,982,069

Item Number: **433535 5** Description: I-275/SR93 NB FLYOVER FROM SR 60 EB TO I-275 NB L RTP: 1093
 Extra Description: INTERCHANGE IMPROVEMENTS, TBX SECTION 4
 Type of Work: INTERCHANGE RAMP (NEW)
 Project Length: 0.596 ***SIS***

Fund	<2018	2018	2019	2020	2021	2022	>2022	All Years
PRELIMINARY ENGINEERING - MANAGED BY FDOT								
ACNP	\$0	\$0	\$3,433,000	\$0	\$0	\$0	\$0	\$3,433,000
Totals:	\$0	\$0	\$3,433,000	\$0	\$0	\$0	\$0	\$3,433,000
CONSTRUCTION - MANAGED BY FDOT								
STED	\$0	\$0	\$0	\$0	\$0	\$0	\$43,514,133	\$43,514,133
DIH	\$0	\$0	\$0	\$0	\$0	\$0	\$351,600	\$351,600
Totals:	\$0	\$0	\$0	\$0	\$0	\$0	\$43,865,733	\$43,865,733
Item 433535 5 Totals:	\$0	\$0	\$3,433,000	\$0	\$0	\$0	\$43,865,733	\$47,298,733

Item Number: **433535 4** Description: I-275/SR93 NB XPR LN FM N OF HOWARD FRANKLAND TO S OF TRASK STREET L RTP: 1093
 Extra Description: INTERCHANGE IMPROVEMENTS, TBX SECTION 4
 Type of Work: INTERCHANGE (NEW)
 Project Length: 2.717 ***SIS***

Fund	<2018	2018	2019	2020	2021	2022	>2022	All Years
PRELIMINARY ENGINEERING - MANAGED BY FDOT								
ACNP	\$0	\$0	\$5,824,000	\$0	\$0	\$0	\$0	\$5,824,000
Totals:	\$0	\$0	\$5,824,000	\$0	\$0	\$0	\$0	\$5,824,000
CONSTRUCTION - MANAGED BY FDOT								
STED	\$0	\$0	\$0	\$0	\$0	\$0	\$31,216,303	\$31,216,303
ACNP	\$0	\$0	\$0	\$0	\$0	\$0	\$43,300,753	\$43,300,753
Totals:	\$0	\$0	\$0	\$0	\$0	\$0	\$74,517,056	\$74,517,056
Item 433535 4 Totals:	\$0	\$0	\$5,824,000	\$0	\$0	\$0	\$74,517,056	\$80,341,056

Item Number: **430335 1** Description: I-4 (SR 400) FM E OF I-75 (SR 93A) TO EAST OF WILLIAMS RD L RTP: p. 176
 Extra Description: REALIGN I-4 EB RAMP ENT. FOR OPERATIONAL IMPROVEMENTS
 Type of Work: ADD AUXILIARY LANE(S)
 Project Length: 0.727 ***SIS***

Fund	<2018	2018	2019	2020	2021	2022	>2022	All Years
PRELIMINARY ENGINEERING - MANAGED BY FDOT								
DIH	\$1,000	\$1,000	\$0	\$0	\$0	\$0	\$0	\$2,000
DDR	\$0	\$300,000	\$0	\$0	\$0	\$0	\$0	\$300,000
Totals:	\$1,000	\$301,000	\$0	\$0	\$0	\$0	\$0	\$302,000
CONSTRUCTION - MANAGED BY FDOT								
ACNP	\$0	\$0	\$0	\$0	\$1,930,956	\$0	\$0	\$1,930,956
Totals:	\$0	\$0	\$0	\$0	\$1,930,956	\$0	\$0	\$1,930,956
Item 430335 1 Totals:	\$1,000	\$301,000	\$0	\$0	\$1,930,956	\$0	\$0	\$2,232,956

Item Number: **430337 1** Description: I-4 (SR 400) WB FM W OF ORIENT RD TO WEST OF I-75 L RTP: System Preservation, p. 161
Amended Extra Description: I-4 (SR 400) WB FM W OF ORIENT RD TO WEST OF I-75
 Type of Work: NEW BRIDGE CONSTRUCTION
 Project Length: 3.76 ***SIS***

Fund	<2018	2018	2019	2020	2021	2022	>2022	All Years
PRELIMINARY ENGINEERING - MANAGED BY FDOT								
Modified DI	\$4,913,000	\$0	\$0	\$0	\$0	\$0	\$0	\$4,913,000
Modified DIH	\$29,070	\$2,247	\$0	\$0	\$0	\$0	\$0	\$31,317
Modified DS	\$69,505	\$0	\$0	\$0	\$0	\$0	\$0	\$69,505
Totals:	\$5,011,575	\$2,247	\$0	\$0	\$0	\$0	\$0	\$5,013,822
RIGHT OF WAY - MANAGED BY FDOT								
Added ACNP	\$0	\$0	\$0	\$0	\$0	\$0	\$1,257,900	\$1,257,900
Totals:	\$0	\$0	\$0	\$0	\$0	\$0	\$1,257,900	\$1,257,900
CONSTRUCTION - MANAGED BY FDOT								
Added SIWR	\$0	\$0	\$0	\$0	\$0	\$0	\$4,501,101	\$4,501,101
Added ACNP	\$0	\$0	\$0	\$0	\$0	\$0	\$57,107,710	\$57,107,710
Totals:	\$0	\$0	\$0	\$0	\$0	\$0	\$61,608,811	\$61,608,811
ENVIRONMENTAL - MANAGED BY FDOT								
Added DS	\$0	\$17,000	\$0	\$0	\$0	\$0	\$0	\$17,000
Totals:	\$0	\$17,000	\$0	\$0	\$0	\$0	\$0	\$17,000
Item 430337 1 Totals:	\$5,011,575	\$19,247	\$0	\$0	\$0	\$0	\$62,866,711	\$67,897,533

Item Number: **436588 1** Description: I-4/SR 400 FROM E OF 50TH ST TO E OF MCINTOSH L RTP: System preservation, p. 161
Amended Extra Description: 6 LANES
 Type of Work: RESURFACING
 Project Length: 24.762 *SIS*

Fund	<2018	2018	2019	2020	2021	2022	>2022	All Years
PRELIMINARY ENGINEERING - MANAGED BY FDOT								
DS	\$383,234	\$0	\$0	\$0	\$0	\$0	\$0	\$383,234
DIH	\$22,034	\$0	\$0	\$0	\$0	\$0	\$0	\$22,034
DDR	\$150,000	\$0	\$0	\$0	\$0	\$0	\$0	\$150,000
ACNP	\$2,771,327	\$0	\$0	\$0	\$0	\$0	\$0	\$2,771,327
DS	\$5,211	\$0	\$0	\$0	\$0	\$0	\$0	\$5,211
DDR	\$9,128	\$0	\$0	\$0	\$0	\$0	\$0	\$9,128
Totals:	\$3,340,934	\$0	\$0	\$0	\$0	\$0	\$0	\$3,340,934
CONSTRUCTION - MANAGED BY FDOT								
Modified ACNP	\$0	\$27,411,333	\$0	\$0	\$0	\$0	\$0	\$27,411,333
Totals:	\$0	\$27,411,333	\$0	\$0	\$0	\$0	\$0	\$27,411,333
Item 436588 1 Totals:	\$3,340,934	\$27,411,333	\$0	\$0	\$0	\$0	\$0	\$30,752,267

Item Number: **424513 2** Description: I-75 @ BIG BEND ROAD SB OFF RAMP L RTP: Minimize congestion, p. 163
 Extra Description: INTERCHANGE OPERATIONAL IMPROVEMENT
 Type of Work: INTERCHANGE IMPROVEMENT
 Project Length: 1.493 *SIS*

Fund	<2018	2018	2019	2020	2021	2022	>2022	All Years
CONSTRUCTION - MANAGED BY HILLSBOROUGH CO BOARD OF COUNTY								
LF	\$0	\$0	\$0	\$0	\$3,000,000	\$0	\$0	\$3,000,000
SU	\$0	\$0	\$0	\$0	\$1,500,000	\$0	\$0	\$1,500,000
TRIP	\$0	\$0	\$0	\$0	\$1,095,635	\$0	\$0	\$1,095,635
TRWR	\$0	\$0	\$0	\$0	\$404,365	\$0	\$0	\$404,365
Totals:	\$0	\$0	\$0	\$0	\$6,000,000	\$0	\$0	\$6,000,000
Item 424513 2 Totals:	\$0	\$0	\$0	\$0	\$6,000,000	\$0	\$0	\$6,000,000

Item Number: **434027 1** Description: I-75 (SR 93) FROM S OF BIG BEND ROAD TO S OF PROGRESS BLVD L RTP: Minimize congestion, p. 163
 Extra Description:
 Type of Work: ITS FREEWAY MANAGEMENT
 Project Length: 8.962 ***SIS***

Fund	<2018	2018	2019	2020	2021	2022	>2022	All Years
PRELIMINARY ENGINEERING - MANAGED BY FDOT								
DS	\$1,471	\$0	\$0	\$0	\$0	\$0	\$0	\$1,471
DITS	\$0	\$0	\$141,245	\$0	\$0	\$0	\$0	\$141,245
DDR	\$230	\$0	\$0	\$0	\$0	\$0	\$0	\$230
DIH	\$0	\$1,000	\$0	\$0	\$0	\$0	\$0	\$1,000
Totals:	\$1,701	\$1,000	\$141,245	\$0	\$0	\$0	\$0	\$143,946
DESIGN BUILD - MANAGED BY FDOT								
DITS	\$0	\$0	\$6,761,153	\$0	\$0	\$0	\$0	\$6,761,153
DIH	\$0	\$0	\$163,700	\$0	\$0	\$0	\$0	\$163,700
Totals:	\$0	\$0	\$6,924,853	\$0	\$0	\$0	\$0	\$6,924,853
Item 434027 1 Totals:	\$1,701	\$1,000	\$7,066,098	\$0	\$0	\$0	\$0	\$7,068,799

Item Number: **428953 1** Description: I-75 (SR 93A) FM WB SR60 ENTRANCE RAMP TO S OF CSX RR/CR 574 L RTP: p. 176
Amended Extra Description: IMPROVE WB SR 60 TO NB I-75 ENTRANCE RAMP/INCL 2LANE ENT RMP ENTRANCE RAMP, BRIDGE
 Type of Work: INTERCHANGE - ADD LANES WIDENING & 2000' ACCEL LN W 840'TAPER
 Project Length: 1.666 *SIS*

Fund	<2018	2018	2019	2020	2021	2022	>2022	All Years
PRELIMINARY ENGINEERING - MANAGED BY FDOT								
DIH	\$49,570	\$0	\$0	\$0	\$0	\$0	\$0	\$49,570
DS	\$6,920	\$0	\$0	\$0	\$0	\$0	\$0	\$6,920
ACNP	\$256,000	\$0	\$0	\$0	\$0	\$0	\$0	\$256,000
NHPP	\$1,956,535	\$0	\$0	\$0	\$0	\$0	\$0	\$1,956,535
DS	\$306,870	\$0	\$0	\$0	\$0	\$0	\$0	\$306,870
DDR	\$57,428	\$0	\$0	\$0	\$0	\$0	\$0	\$57,428
Totals:	\$2,633,323	\$0	\$0	\$0	\$0	\$0	\$0	\$2,633,323
CONSTRUCTION - MANAGED BY FDOT								
Added DI	\$0	\$6,565,860	\$0	\$0	\$0	\$0	\$0	\$6,565,860
Modified ACNP	\$0	\$23,657,832	\$0	\$0	\$0	\$0	\$0	\$23,657,832
Totals:	\$0	\$30,223,692	\$0	\$0	\$0	\$0	\$0	\$30,223,692
ENVIRONMENTAL - MANAGED BY FDOT								
DS	\$0	\$57,000	\$0	\$0	\$0	\$0	\$0	\$57,000
Totals:	\$0	\$57,000	\$0	\$0	\$0	\$0	\$0	\$57,000
RAILROAD & UTILITIES - MANAGED BY FDOT								
Added DI	\$0	\$586,169	\$0	\$0	\$0	\$0	\$0	\$586,169
DS	\$50,000	\$0	\$0	\$0	\$0	\$0	\$0	\$50,000
Totals:	\$50,000	\$586,169	\$0	\$0	\$0	\$0	\$0	\$636,169
Item 428953 1 Totals:	\$2,683,323	\$30,866,861	\$0	\$0	\$0	\$0	\$0	\$33,550,184

Item Number: **428956 1** Description: I-75 (SR 93A) FM S OF SELMON EXP OVRPSS TO N OF SR 60 L RTP: Fig. 5-15
Amended Extra Description: EB SR 60 TO SB I-75 RAMP PLUS ALL SB CD RD WIDENING/NEW CST
 Type of Work: INTERCHANGE - ADD LANES
 Project Length: 1.51 ***SIS***

Fund	<2018	2018	2019	2020	2021	2022	>2022	All Years
PRELIMINARY ENGINEERING - MANAGED BY FDOT								
Modified DIH	\$34,386	\$3,689	\$0	\$0	\$0	\$0	\$0	\$38,075
DDR	\$169,433	\$0	\$0	\$0	\$0	\$0	\$0	\$169,433
Modified ACNP	\$1,532,876	\$60,000	\$0	\$0	\$0	\$0	\$0	\$1,592,876
Modified DS	\$118,965	\$0	\$0	\$0	\$0	\$0	\$0	\$118,965
Deleted DDR	\$69,433	\$0	\$0	\$0	\$0	\$0	\$0	\$69,433
Totals:	\$1,855,660	\$63,689	\$0	\$0	\$0	\$0	\$0	\$1,919,349
CONSTRUCTION - MANAGED BY FDOT								
Added DS	\$141	\$0	\$0	\$0	\$0	\$0	\$0	\$141
ACNP	\$0	\$18,040,143	\$0	\$0	\$0	\$0	\$0	\$18,040,143
Totals:	\$141	\$18,040,143	\$0	\$0	\$0	\$0	\$0	\$18,040,284
ENVIRONMENTAL - MANAGED BY FDOT								
Modified DS	\$0	\$27,000	\$0	\$0	\$0	\$0	\$0	\$27,000
Totals:	\$0	\$27,000	\$0	\$0	\$0	\$0	\$0	\$27,000
Item 428956 1 Totals:	\$1,855,801	\$18,130,832	\$0	\$0	\$0	\$0	\$0	\$19,986,633

Item Number: **429251 1** Description: I-75 (SR 93A) FM S OF CSX/BROADWAY AVE TO EB/WB I-4 EXIT RAMP L RTP: p. 176
 Extra Description: INTERIM INTERCHANGE IMPROVEMENT
 Type of Work: INTERCHANGE RAMP (NEW)
 Project Length: 2.336 ***SIS***

Fund	<2018	2018	2019	2020	2021	2022	>2022	All Years
PRELIMINARY ENGINEERING - MANAGED BY FDOT								
DS	\$3,376	\$0	\$0	\$0	\$0	\$0	\$0	\$3,376
DIH	\$27,760	\$0	\$0	\$0	\$0	\$0	\$0	\$27,760
DDR	\$2,361,966	\$0	\$0	\$0	\$0	\$0	\$0	\$2,361,966
Totals:	\$2,393,102	\$0	\$0	\$0	\$0	\$0	\$0	\$2,393,102
RAILROAD & UTILITIES - MANAGED BY FDOT								
DS	\$50,000	\$0	\$450,000	\$0	\$0	\$0	\$0	\$500,000
Totals:	\$50,000	\$0	\$450,000	\$0	\$0	\$0	\$0	\$500,000
CONSTRUCTION - MANAGED BY FDOT								
ACNP	\$0	\$0	\$0	\$0	\$0	\$68,043,797	\$0	\$68,043,797
Totals:	\$0	\$0	\$0	\$0	\$0	\$68,043,797	\$0	\$68,043,797
ENVIRONMENTAL - MANAGED BY FDOT								
DS	\$0	\$0	\$17,000	\$0	\$0	\$0	\$0	\$17,000
Totals:	\$0	\$0	\$17,000	\$0	\$0	\$0	\$0	\$17,000
Item 429251 1 Totals:	\$2,443,102	\$0	\$467,000	\$0	\$0	\$68,043,797	\$0	\$70,953,899

Item Number: **434025 1** Description: I-75 (SR 93A) FROM MANATEE COUNTY LINE TO BIG BEND ROAD L RTP: Minimize congestion, p. 163
 Extra Description:
 Type of Work: ITS FREEWAY MANAGEMENT
 Project Length: 12.304 *SIS*

Fund	<2018	2018	2019	2020	2021	2022	>2022	All Years
PRELIMINARY ENGINEERING - MANAGED BY FDOT								
DDR	\$289	\$0	\$0	\$0	\$0	\$0	\$0	\$289
DS	\$5,905	\$0	\$0	\$0	\$0	\$0	\$0	\$5,905
DITS	\$0	\$172,045	\$0	\$0	\$0	\$0	\$0	\$172,045
DIH	\$6,000	\$0	\$0	\$0	\$0	\$0	\$0	\$6,000
Totals:	\$12,194	\$172,045	\$0	\$0	\$0	\$0	\$0	\$184,239
DESIGN BUILD - MANAGED BY FDOT								
DIH	\$0	\$154,457	\$0	\$0	\$0	\$0	\$0	\$154,457
DITS	\$0	\$8,188,509	\$0	\$0	\$0	\$0	\$0	\$8,188,509
Totals:	\$0	\$8,342,966	\$0	\$0	\$0	\$0	\$0	\$8,342,966
Item 434025 1 Totals:	\$12,194	\$8,515,011	\$0	\$0	\$0	\$0	\$0	\$8,527,205

Item Number: **428955 1** Description: I-75 (SR93A)& SR 60 FM S OF SR60 @ SLIP RMP TO S OF CSX BRIDGE 100471 L RTP: Pg. 176
Amended Extra Description: RECONSTR EB SR60 TO NB I75 LOOP RAMP/NEW NB CD RD TO NB 1-75 TO NB I-75 N OF SR 60
 Type of Work: INTERCHANGE - ADD LANES
 Project Length: 1.697 ***SIS***

Fund	<2018	2018	2019	2020	2021	2022	>2022	All Years
PRELIMINARY ENGINEERING - MANAGED BY FDOT								
Modified DDR	\$1,284,053	\$65,000	\$0	\$0	\$0	\$0	\$0	\$1,349,053
Modified DIH	\$37,914	\$3,626	\$0	\$0	\$0	\$0	\$0	\$41,540
Modified DS	\$389,926	\$0	\$0	\$0	\$0	\$0	\$0	\$389,926
Totals:	\$1,711,893	\$68,626	\$0	\$0	\$0	\$0	\$0	\$1,780,519
CONSTRUCTION - MANAGED BY FDOT								
ACNP	\$0	\$20,078,817	\$0	\$0	\$0	\$0	\$0	\$20,078,817
Totals:	\$0	\$20,078,817	\$0	\$0	\$0	\$0	\$0	\$20,078,817
ENVIRONMENTAL - MANAGED BY FDOT								
DS	\$0	\$17,000	\$0	\$0	\$0	\$0	\$0	\$17,000
Added DDR	\$0	\$20,386	\$0	\$0	\$0	\$0	\$0	\$20,386
Totals:	\$0	\$37,386	\$0	\$0	\$0	\$0	\$0	\$37,386
Item 428955 1 Totals:	\$1,711,893	\$20,184,829	\$0	\$0	\$0	\$0	\$0	\$21,896,722

Item Number: **428957 1** Description: I-75(SR93A)SB OFF-RAMP FROM S OF BYPASS CANAL TO EB/WB I-4 L RTP: Pg. 176
 Extra Description: RAMP MODIFICATION ONLY
 Type of Work: INTERCHANGE - ADD LANES
 Project Length: 2.612 ***SIS***

Fund	<2018	2018	2019	2020	2021	2022	>2022	All Years
PRELIMINARY ENGINEERING - MANAGED BY FDOT								
DDR	\$32,119	\$0	\$0	\$0	\$0	\$0	\$0	\$32,119
DS	\$42,156	\$0	\$0	\$0	\$0	\$0	\$0	\$42,156
DIH	\$53,545	\$0	\$0	\$0	\$0	\$0	\$0	\$53,545
DI	\$1,739,414	\$0	\$0	\$0	\$0	\$0	\$0	\$1,739,414
Totals:	\$1,867,234	\$0	\$0	\$0	\$0	\$0	\$0	\$1,867,234
CONSTRUCTION - MANAGED BY FDOT								
ACNP	\$0	\$14,598,699	\$0	\$0	\$0	\$0	\$0	\$14,598,699
DI	\$0	\$80,000	\$0	\$0	\$0	\$0	\$0	\$80,000
Totals:	\$0	\$14,678,699	\$0	\$0	\$0	\$0	\$0	\$14,678,699
ENVIRONMENTAL - MANAGED BY FDOT								
DS	\$10,000	\$331,500	\$0	\$0	\$0	\$0	\$0	\$341,500
Totals:	\$10,000	\$331,500	\$0	\$0	\$0	\$0	\$0	\$341,500
Item 428957 1 Totals:	\$1,877,234	\$15,010,199	\$0	\$0	\$0	\$0	\$0	\$16,887,433

Item Number: **430573 3** Description: I75/I275 CD ROAD FM S OF COUNTY LINE RD TO COUNTY LINE RD (PHASE II) L RTP: 1011
 Extra Description: CONSTRUCT SB CD ROAD SYSTEM TO COMPLEMENT NB CD ROAD SYSTEM
 Type of Work: NEW ROAD CONSTRUCTION
 Project Length: 0.719 ***SIS***

Fund	<2018	2018	2019	2020	2021	2022	>2022	All Years
PRELIMINARY ENGINEERING - MANAGED BY FDOT								
DDR	\$0	\$0	\$0	\$0	\$1,553,816	\$0	\$0	\$1,553,816
DIH	\$0	\$0	\$0	\$1,000	\$0	\$0	\$0	\$1,000
Totals:	\$0	\$0	\$0	\$1,000	\$1,553,816	\$0	\$0	\$1,554,816
Item 430573 3 Totals:	\$0	\$0	\$0	\$1,000	\$1,553,816	\$0	\$0	\$1,554,816

Item Number: **437312 1** Description: I-75/SR 93A FROM MANATEE COUNTY LINE TO N OF CR 672 L RTP: System preservation, p. 161
 Extra Description: 6 LANES
 Type of Work: RESURFACING
 Project Length: 16.158 ***SIS***

Fund	<2018	2018	2019	2020	2021	2022	>2022	All Years
PRELIMINARY ENGINEERING - MANAGED BY FDOT								
DIH	\$25,000	\$0	\$0	\$0	\$0	\$0	\$0	\$25,000
ACNP	\$0	\$2,501,068	\$0	\$0	\$0	\$0	\$0	\$2,501,068
Totals:	\$25,000	\$2,501,068	\$0	\$0	\$0	\$0	\$0	\$2,526,068
CONSTRUCTION - MANAGED BY FDOT								
ACNP	\$0	\$0	\$0	\$34,445,576	\$0	\$0	\$0	\$34,445,576
Totals:	\$0	\$0	\$0	\$34,445,576	\$0	\$0	\$0	\$34,445,576
Item 437312 1 Totals:	\$25,000	\$2,501,068	\$0	\$34,445,576	\$0	\$0	\$0	\$36,971,644

Item Number: **437637 1** Description: I-75/SR 93A FROM BEG OF SB RAMP #10075016 TO END OF SB RAMP #10075016 L RTP: System Preservation, p. 161
 Extra Description: I-75 SB REST AREA, DESIGN AND CST FOR IMPROVEMENTS/REHAB
 Type of Work: REST AREA
 Project Length: 0.758 ***SIS***

Fund	<2018	2018	2019	2020	2021	2022	>2022	All Years
PRELIMINARY ENGINEERING - MANAGED BY FDOT								
DIH	\$11,500	\$0	\$0	\$0	\$0	\$0	\$0	\$11,500
DRA	\$477,264	\$0	\$0	\$0	\$0	\$0	\$0	\$477,264
DS	\$1,770	\$0	\$0	\$0	\$0	\$0	\$0	\$1,770
Totals:	\$490,534	\$0	\$0	\$0	\$0	\$0	\$0	\$490,534
CONSTRUCTION - MANAGED BY FDOT								
DIH	\$0	\$70,149	\$0	\$0	\$0	\$0	\$0	\$70,149
DRA	\$0	\$5,770,731	\$0	\$0	\$0	\$0	\$0	\$5,770,731
DS	\$205	\$0	\$0	\$0	\$0	\$0	\$0	\$205
Totals:	\$205	\$5,840,880	\$0	\$0	\$0	\$0	\$0	\$5,841,085
ENVIRONMENTAL - MANAGED BY FDOT								
DDR	\$0	\$50,000	\$0	\$0	\$0	\$0	\$0	\$50,000
Totals:	\$0	\$50,000	\$0	\$0	\$0	\$0	\$0	\$50,000
Item 437637 1 Totals:	\$490,739	\$5,890,880	\$0	\$0	\$0	\$0	\$0	\$6,381,619

Item Number: **437638 1** Description: I-75/SR 93A FROM BEG OF NB RAMP #10075001 TO END OF NB RAMP L RTP: System Preservation, p. 161
 Extra Description: I-75 NB REST AREA, DESIGN AND CST FOR IMPROVEMENTS/REHAB
 Type of Work: REST AREA
 Project Length: 0.664 ***SIS***

Fund	<2018	2018	2019	2020	2021	2022	>2022	All Years
PRELIMINARY ENGINEERING - MANAGED BY FDOT								
DRA	\$0	\$0	\$240,240	\$0	\$0	\$0	\$0	\$240,240
DIH	\$0	\$1,000	\$0	\$0	\$0	\$0	\$0	\$1,000
Totals:	\$0	\$1,000	\$240,240	\$0	\$0	\$0	\$0	\$241,240
DESIGN BUILD - MANAGED BY FDOT								
DRA	\$0	\$0	\$13,702,025	\$0	\$0	\$0	\$0	\$13,702,025
DIH	\$0	\$0	\$183,510	\$0	\$0	\$0	\$0	\$183,510
Totals:	\$0	\$0	\$13,885,535	\$0	\$0	\$0	\$0	\$13,885,535
Item 437638 1 Totals:	\$0	\$1,000	\$14,125,775	\$0	\$0	\$0	\$0	\$14,126,775

Item Number: **428954 3** Description: I-75/SR93A NB ON-RAMP FROM EB/WB I-4 TO S OF BYPASS CANAL L RTP: Objective 3.1
 Extra Description: BOLD LANDSCAPING
 Type of Work: LANDSCAPING
 Project Length: 1.677 ***SIS***

Fund	<2018	2018	2019	2020	2021	2022	>2022	All Years
CONSTRUCTION - MANAGED BY FDOT								
DIH	\$0	\$0	\$0	\$15,957	\$0	\$0	\$0	\$15,957
DDR	\$0	\$0	\$0	\$571,803	\$0	\$0	\$0	\$571,803
Totals:	\$0	\$0	\$0	\$587,760	\$0	\$0	\$0	\$587,760
Item 428954 3 Totals:	\$0	\$0	\$0	\$587,760	\$0	\$0	\$0	\$587,760

Item Number: **439696 1** Description: KENLY ELEMENTARY 21ST AVE FROM 66TH ST TO 62ND ST L RTP: Crash reduction, p. 164
 Extra Description: CONSTRUCT 5' SIDEWALK KENLY ELEMENTARY
 Type of Work: SIDEWALK
 Project Length: 0 *NON-SIS*

Fund	<2018	2018	2019	2020	2021	2022	>2022	All Years
PRELIMINARY ENGINEERING - MANAGED BY HILLSBOROUGH CO BOARD OF COUNTY								
SR2T	\$0	\$242,777	\$0	\$0	\$0	\$0	\$0	\$242,777
Totals:	\$0	\$242,777	\$0	\$0	\$0	\$0	\$0	\$242,777
CONSTRUCTION - MANAGED BY HILLSBOROUGH CO BOARD OF COUNTY								
SR2T	\$0	\$0	\$0	\$257,667	\$0	\$0	\$0	\$257,667
Totals:	\$0	\$0	\$0	\$257,667	\$0	\$0	\$0	\$257,667
Item 439696 1 Totals:	\$0	\$242,777	\$0	\$257,667	\$0	\$0	\$0	\$500,444

Item Number: **436713 1** Description: LUTZ LAKE FERN RD TRAIL CON FROM STILLWOOD DR TO UPPER TAMPA BAY TRAIL L RTP: Choices when not driving, p. 166
 Extra Description: DESIGN AND CONSTRUCT 5' SIDEWALKS
 Type of Work: SIDEWALK
 Project Length: 0.14 *NON-SIS*

Fund	<2018	2018	2019	2020	2021	2022	>2022	All Years
PRELIMINARY ENGINEERING - MANAGED BY HILLSBOROUGH CO BOARD OF COUNTY								
TALT	\$0	\$13,750	\$0	\$0	\$0	\$0	\$0	\$13,750
Totals:	\$0	\$13,750	\$0	\$0	\$0	\$0	\$0	\$13,750
CONSTRUCTION - MANAGED BY HILLSBOROUGH CO BOARD OF COUNTY								
TALU	\$0	\$0	\$0	\$35,984	\$0	\$0	\$0	\$35,984
Totals:	\$0	\$0	\$0	\$35,984	\$0	\$0	\$0	\$35,984
Item 436713 1 Totals:	\$0	\$13,750	\$0	\$35,984	\$0	\$0	\$0	\$49,734

Item Number: **437002 1** Description: MADISON AVENUE FROM US 41 TO 78TH STREET (CR 573) L RTP: 106
 Extra Description: CONSTRUCT A 4 LANE DIVIDED ROADWAY (2 TO 4 LANES)
 Type of Work: ADD LANES & RECONSTRUCT
 Project Length: 2.063 *NON-SIS*

Fund	<2018	2018	2019	2020	2021	2022	>2022	All Years
CONSTRUCTION - RESPONSIBLE AGENCY NOT AVAILABLE								
LFP	\$0	\$0	\$0	\$3,500,000	\$0	\$0	\$0	\$3,500,000
CIGP	\$0	\$0	\$0	\$3,500,000	\$0	\$0	\$0	\$3,500,000
Totals:	\$0	\$0	\$0	\$7,000,000	\$0	\$0	\$0	\$7,000,000
Item 437002 1 Totals:	\$0	\$0	\$0	\$7,000,000	\$0	\$0	\$0	\$7,000,000

Item Number: **439532 1** Description: MORRIS BRIDGE ROAD FROM FLETCHER AVE TO FOWLER AVE L RTP: Crash reduction, p. 164
 Extra Description: PAVED SHOULDERS AND ROUND ABOUTS
 Type of Work: PAVE SHOULDERS
 Project Length: 1.545 *SIS*

Fund	<2018	2018	2019	2020	2021	2022	>2022	All Years
PRELIMINARY ENGINEERING - MANAGED BY FDOT								
HSP	\$0	\$515,312	\$0	\$0	\$0	\$0	\$0	\$515,312
Totals:	\$0	\$515,312	\$0	\$0	\$0	\$0	\$0	\$515,312
Item 439532 1 Totals:	\$0	\$515,312	\$0	\$0	\$0	\$0	\$0	\$515,312

Item Number: **439532 2** Description: MORRIS BRIDGE ROAD FROM DAVIS ROAD TO FOWLER AVENUE L RTP: Crash reduction, p. 164
 Extra Description: PAVED SHOULDERS AND ROUND ABOUTS
 Type of Work: PAVE SHOULDERS
 Project Length: 0.457 *SIS*

Fund	<2018	2018	2019	2020	2021	2022	>2022	All Years
PRELIMINARY ENGINEERING - MANAGED BY FDOT								
HSP	\$0	\$412,118	\$0	\$0	\$0	\$0	\$0	\$412,118
Totals:	\$0	\$412,118	\$0	\$0	\$0	\$0	\$0	\$412,118
Item 439532 2 Totals:	\$0	\$412,118	\$0	\$0	\$0	\$0	\$0	\$412,118

Item Number: **433071 2** Description: N 62ND STREET FROM CSX INTRMD ENTRANCE TO NORTH OF E COLUMBUS DRIVE L RTP: p. 177
 Extra Description: CONSTRUCT ASPHALT ROADWAY. OPERATIONAL QUICK FIX
 Type of Work: ADD TURN LANE(S)
 Project Length: 0.403 *SIS*

Fund	<2018	2018	2019	2020	2021	2022	>2022	All Years
RIGHT OF WAY - MANAGED BY FDOT								
ACNP	\$0	\$0	\$0	\$2,560,700	\$0	\$0	\$0	\$2,560,700
Totals:	\$0	\$0	\$0	\$2,560,700	\$0	\$0	\$0	\$2,560,700
CONSTRUCTION - MANAGED BY FDOT								
ACNP	\$0	\$0	\$0	\$0	\$0	\$3,129,926	\$0	\$3,129,926
Totals:	\$0	\$0	\$0	\$0	\$0	\$3,129,926	\$0	\$3,129,926
Item 433071 2 Totals:	\$0	\$0	\$0	\$2,560,700	\$0	\$3,129,926	\$0	\$5,690,626

Item Number: **437243 1** Description: N ROME AVE FROM W KENNEDY BLVD TO W COLUMBUS DR L RTP: Crash reduction, p. 164
 Extra Description: COMPLETE SIDEWALK GAPS AND BIKE LANES
 Type of Work: BIKE LANE/SIDEWALK
 Project Length: 1.513 *NON-SIS*

Fund	<2018	2018	2019	2020	2021	2022	>2022	All Years
PRELIMINARY ENGINEERING - MANAGED BY CITY OF TAMPA								
TALU	\$0	\$1,000	\$70,263	\$0	\$0	\$0	\$0	\$71,263
Totals:	\$0	\$1,000	\$70,263	\$0	\$0	\$0	\$0	\$71,263
CONSTRUCTION - MANAGED BY CITY OF TAMPA								
TALU	\$0	\$0	\$0	\$0	\$692,053	\$0	\$0	\$692,053
Totals:	\$0	\$0	\$0	\$0	\$692,053	\$0	\$0	\$692,053
Item 437243 1 Totals:	\$0	\$1,000	\$70,263	\$0	\$692,053	\$0	\$0	\$763,316

Item Number: **437248 1** Description: OLD BIG BEND RD FROM E OF COVINGTON GARDEN DR TO E OF EAST BAY HS L RTP: Crash reduction, p. 164
 Extra Description: CONSTRUCT SIDEWALK TO FILL GAPS
 Type of Work: SIDEWALK
 Project Length: 0.38 *NON-SIS*

Fund	<2018	2018	2019	2020	2021	2022	>2022	All Years
PRELIMINARY ENGINEERING - MANAGED BY HILLSBOROUGH CO BOARD OF COUNTY								
TALU	\$27,196	\$0	\$0	\$0	\$0	\$0	\$0	\$27,196
Totals:	\$27,196	\$0	\$0	\$0	\$0	\$0	\$0	\$27,196
CONSTRUCTION - MANAGED BY HILLSBOROUGH CO BOARD OF COUNTY								
TALT	\$0	\$16,066	\$0	\$0	\$0	\$0	\$0	\$16,066
TALU	\$0	\$211,471	\$0	\$0	\$0	\$0	\$0	\$211,471
Totals:	\$0	\$227,537	\$0	\$0	\$0	\$0	\$0	\$227,537
Item 437248 1 Totals:	\$27,196	\$227,537	\$0	\$0	\$0	\$0	\$0	\$254,733

Item Number: **440734 1** Description: PARK RD INTERSECTION AT CORONET AND ALSOBROOK ST L RTP: Minimize congestion, p. 163
 Extra Description: ADD LEFT TURN LANE
 Type of Work: ADD LEFT TURN LANE(S)
 Project Length: 0.1 *NON-SIS*

Fund	<2018	2018	2019	2020	2021	2022	>2022	All Years
PRELIMINARY ENGINEERING - MANAGED BY FDOT								
SU	\$0	\$0	\$0	\$0	\$1,000	\$100,000	\$0	\$101,000
Totals:	\$0	\$0	\$0	\$0	\$1,000	\$100,000	\$0	\$101,000
Item 440734 1 Totals:	\$0	\$0	\$0	\$0	\$1,000	\$100,000	\$0	\$101,000

Item Number: **439412 2** Description: S MAYDELL DR AT PALM RIVER - TRAIL SEGMENT L RTP: Choices when not driving, p. 166
 Extra Description:
 Type of Work: BIKE PATH/TRAIL
 Project Length: 0.117 *NON-SIS*

Fund	<2018	2018	2019	2020	2021	2022	>2022	All Years
PRELIMINARY ENGINEERING - MANAGED BY FDOT								
TLWR	\$0	\$0	\$0	\$141,680	\$0	\$0	\$0	\$141,680
DIH	\$0	\$0	\$0	\$1,000	\$0	\$0	\$0	\$1,000
Totals:	\$0	\$0	\$0	\$142,680	\$0	\$0	\$0	\$142,680
Item 439412 2 Totals:	\$0	\$0	\$0	\$142,680	\$0	\$0	\$0	\$142,680

Item Number: **437820 1** Description: SR 39 @ RAILROAD CROSSING 624414-B SOUTH OF US 92 L RTP: Minimize congestion, p. 163
 Extra Description: REPLACE CONCRETE PANEL WITH CONCRETE TUB
 Type of Work: RAILROAD CROSSING
 Project Length: 0.038 *NON-SIS*

Fund	<2018	2018	2019	2020	2021	2022	>2022	All Years
PRELIMINARY ENGINEERING - MANAGED BY FDOT								
DS	\$0	\$0	\$0	\$0	\$238,677	\$0	\$0	\$238,677
DIH	\$0	\$0	\$0	\$0	\$1,000	\$0	\$0	\$1,000
Totals:	\$0	\$0	\$0	\$0	\$239,677	\$0	\$0	\$239,677
Item 437820 1 Totals:	\$0	\$0	\$0	\$0	\$239,677	\$0	\$0	\$239,677

Item Number: **425503 1** Description: SR 566 /THONOTOSASSA FROM W BAKER ST TO S OF TOWNSGATE CT L RTP: System Preservation, p. 161
Amended Extra Description: 4 LANES
 Type of Work: RESURFACING
 Project Length: 0.545 *NON-SIS*

Fund	<2018	2018	2019	2020	2021	2022	>2022	All Years
PRELIMINARY ENGINEERING - MANAGED BY FDOT								
Modified DIH	\$67,554	\$0	\$0	\$0	\$0	\$0	\$0	\$67,554
Modified DS	\$41,970	\$0	\$0	\$0	\$0	\$0	\$0	\$41,970
Modified DDR	\$716,664	\$0	\$0	\$0	\$0	\$0	\$0	\$716,664
Totals:	\$826,188	\$0	\$0	\$0	\$0	\$0	\$0	\$826,188
CONSTRUCTION - MANAGED BY FDOT								
Modified DS	\$108,105	\$0	\$0	\$0	\$0	\$0	\$0	\$108,105
Modified DIH	\$39,541	\$1,342	\$0	\$0	\$0	\$0	\$0	\$40,883
Modified DDR	\$1,459,910	\$0	\$0	\$0	\$0	\$0	\$0	\$1,459,910
Totals:	\$1,607,556	\$1,342	\$0	\$0	\$0	\$0	\$0	\$1,608,898
ENVIRONMENTAL - MANAGED BY FDOT								
Modified DS	\$0	\$10,000	\$0	\$0	\$0	\$0	\$0	\$10,000
Totals:	\$0	\$10,000	\$0	\$0	\$0	\$0	\$0	\$10,000
Item 425503 1 Totals:	\$2,433,744	\$11,342	\$0	\$0	\$0	\$0	\$0	\$2,445,086

Item Number: **437646 1** Description: SR 573/S DALE MABRY HWY FROM PINWOOD ST TO GANDY BLVD L RTP: Crash reduction, p. 164
 Extra Description: CONVERT, CLOSE MEDIAN OPENINGS. LENGTHEN CONST TURN LANES
 Type of Work: ADD TURN LANE(S)
 Project Length: 1.701 *SIS*

Fund	<2018	2018	2019	2020	2021	2022	>2022	All Years
PRELIMINARY ENGINEERING - MANAGED BY FDOT								
HSP	\$0	\$387,798	\$446,661	\$0	\$0	\$0	\$0	\$834,459
Totals:	\$0	\$387,798	\$446,661	\$0	\$0	\$0	\$0	\$834,459
CONSTRUCTION - MANAGED BY FDOT								
HSP	\$0	\$0	\$0	\$0	\$874,536	\$0	\$0	\$874,536
Totals:	\$0	\$0	\$0	\$0	\$874,536	\$0	\$0	\$874,536
Item 437646 1 Totals:	\$0	\$387,798	\$446,661	\$0	\$874,536	\$0	\$0	\$1,708,995

Item Number: **255893 4** Description: SR 574 (MLK BLVD) FROM EAST OF KINGSWAY RD TO E OF MCINTOSH RD L RTP: 122 C
 Extra Description: 2 TO 4 LANES
 Type of Work: ADD LANES & RECONSTRUCT
 Project Length: 2.35 *NON-SIS*

Fund	<2018	2018	2019	2020	2021	2022	>2022	All Years
PRELIMINARY ENGINEERING - MANAGED BY FDOT								
DEMW	\$227	\$0	\$0	\$0	\$0	\$0	\$0	\$227
DS	\$1,223,840	\$0	\$0	\$0	\$0	\$0	\$0	\$1,223,840
DIH	\$171,774	\$0	\$0	\$0	\$0	\$0	\$0	\$171,774
DDR	\$3,378,629	\$0	\$0	\$0	\$0	\$0	\$0	\$3,378,629
Totals:	\$4,774,470	\$0	\$0	\$0	\$0	\$0	\$0	\$4,774,470
RIGHT OF WAY - MANAGED BY FDOT								
DS	\$1,040,918	\$494,397	\$1,115,286	\$4,614,404	\$0	\$0	\$0	\$7,265,005
DIH	\$872,467	\$27,533	\$0	\$0	\$0	\$0	\$0	\$900,000
DDR	\$6,242,544	\$10,435,138	\$727,405	\$321,519	\$0	\$0	\$0	\$17,726,606
Totals:	\$8,155,929	\$10,957,068	\$1,842,691	\$4,935,923	\$0	\$0	\$0	\$25,891,611
RAILROAD & UTILITIES - MANAGED BY FDOT								
DS	\$20,000	\$0	\$0	\$0	\$0	\$0	\$0	\$20,000
Totals:	\$20,000	\$0	\$0	\$0	\$0	\$0	\$0	\$20,000
CONSTRUCTION - MANAGED BY FDOT								
DIH	\$0	\$0	\$0	\$0	\$0	\$370,865	\$0	\$370,865
DDR	\$0	\$0	\$0	\$0	\$0	\$15,988,238	\$0	\$15,988,238
SU	\$0	\$0	\$0	\$0	\$0	\$7,782,943	\$0	\$7,782,943
Totals:	\$0	\$0	\$0	\$0	\$0	\$24,142,046	\$0	\$24,142,046
ENVIRONMENTAL - MANAGED BY FDOT								
DS	\$60,893	\$50,000	\$0	\$0	\$0	\$0	\$0	\$110,893
DDR	\$10,959	\$0	\$0	\$0	\$0	\$0	\$0	\$10,959
Totals:	\$71,852	\$50,000	\$0	\$0	\$0	\$0	\$0	\$121,852
Item 255893 4 Totals:	\$13,022,251	\$11,007,068	\$1,842,691	\$4,935,923	\$0	\$24,142,046	\$0	\$54,949,979

Item Number: **436481 1** Description: SR 579 (FLETCHER AVE) FROM FLORIDA AVE TO NEBRASKA AVE L RTP: System preservation, p. 161
 Extra Description: 4 LANES
 Type of Work: RESURFACING
 Project Length: 0.499 *NON-SIS*

Fund	<2018	2018	2019	2020	2021	2022	>2022	All Years
PRELIMINARY ENGINEERING - MANAGED BY FDOT								
DIH	\$31,868	\$0	\$0	\$0	\$0	\$0	\$0	\$31,868
DDR	\$355,000	\$0	\$0	\$0	\$0	\$0	\$0	\$355,000
DS	\$61,813	\$0	\$0	\$0	\$0	\$0	\$0	\$61,813
Totals:	\$448,681	\$0	\$0	\$0	\$0	\$0	\$0	\$448,681
CONSTRUCTION - MANAGED BY FDOT								
SA	\$0	\$0	\$831,612	\$0	\$0	\$0	\$0	\$831,612
Totals:	\$0	\$0	\$831,612	\$0	\$0	\$0	\$0	\$831,612
ENVIRONMENTAL - MANAGED BY FDOT								
DS	\$0	\$20,000	\$0	\$0	\$0	\$0	\$0	\$20,000
Totals:	\$0	\$20,000	\$0	\$0	\$0	\$0	\$0	\$20,000
Item 436481 1 Totals:	\$448,681	\$20,000	\$831,612	\$0	\$0	\$0	\$0	\$1,300,293

Item Number: **437641 1** Description: SR 580/HILLSBOROUGH AVE FROM MEMORIAL HWY/SHELDON RD TO HIMES AVE L RTP: Minimize congestion, p. 163
 Extra Description: CONVERT, RELOCATE, CLOSE MEDIAN OPENINGS-SAFETY IMPROVEMENT
 Type of Work: ADD TURN LANE(S)
 Project Length: 4.953 ***SIS***

Fund	<2018	2018	2019	2020	2021	2022	>2022	All Years
PRELIMINARY ENGINEERING - MANAGED BY FDOT								
HSP	\$0	\$831,803	\$0	\$0	\$0	\$0	\$0	\$831,803
DS	\$885	\$0	\$0	\$0	\$0	\$0	\$0	\$885
DIH	\$1,000	\$0	\$0	\$0	\$0	\$0	\$0	\$1,000
Totals:	\$1,885	\$831,803	\$0	\$0	\$0	\$0	\$0	\$833,688
CONSTRUCTION - MANAGED BY FDOT								
DIH	\$0	\$0	\$0	\$18,227	\$0	\$0	\$0	\$18,227
HSP	\$0	\$0	\$0	\$975,288	\$0	\$0	\$0	\$975,288
Totals:	\$0	\$0	\$0	\$993,515	\$0	\$0	\$0	\$993,515
Item 437641 1 Totals:	\$1,885	\$831,803	\$0	\$993,515	\$0	\$0	\$0	\$1,827,203

Item Number: **437530 1** Description: SR 580/W BUSCH BLVD FROM E OF N ARMENIA TO W OF FLORIDA AVE L RTP: System preservation, p. 161
 Extra Description: 4 LANES
 Type of Work: RESURFACING
 Project Length: 1.282 *NON-SIS*

Fund	<2018	2018	2019	2020	2021	2022	>2022	All Years
PRELIMINARY ENGINEERING - MANAGED BY FDOT								
DDR	\$459,608	\$0	\$0	\$0	\$0	\$0	\$0	\$459,608
DIH	\$5,999	\$0	\$0	\$0	\$0	\$0	\$0	\$5,999
DS	\$313,242	\$0	\$0	\$0	\$0	\$0	\$0	\$313,242
Totals:	\$778,849	\$0	\$0	\$0	\$0	\$0	\$0	\$778,849
CONSTRUCTION - MANAGED BY FDOT								
DS	\$308	\$0	\$0	\$0	\$0	\$0	\$0	\$308
SA	\$0	\$0	\$135,984	\$0	\$0	\$0	\$0	\$135,984
NHRE	\$0	\$0	\$1,359,783	\$0	\$0	\$0	\$0	\$1,359,783
Totals:	\$308	\$0	\$1,495,767	\$0	\$0	\$0	\$0	\$1,496,075
ENVIRONMENTAL - MANAGED BY FDOT								
DS	\$0	\$20,000	\$0	\$0	\$0	\$0	\$0	\$20,000
Totals:	\$0	\$20,000	\$0	\$0	\$0	\$0	\$0	\$20,000
Item 437530 1 Totals:	\$779,157	\$20,000	\$1,495,767	\$0	\$0	\$0	\$0	\$2,294,924

Item Number: **436244 1** Description: SR 582 / FOWLER AVE AT RAINTREE BLVD, GILLETTE AVE, N RIVERHILL DR L RTP: Minimize congestion, p. 163
 Extra Description: REBUILD EXISTING DIAGONAL SPAN-WIRE SIGNALS TO BOX
 Type of Work: TRAFFIC SIGNAL UPDATE
 Project Length: 1.143 *NON-SIS*

Fund	<2018	2018	2019	2020	2021	2022	>2022	All Years
PRELIMINARY ENGINEERING - MANAGED BY FDOT								
DS	\$144,317	\$0	\$0	\$0	\$0	\$0	\$0	\$144,317
DIH	\$4,999	\$0	\$0	\$0	\$0	\$0	\$0	\$4,999
Totals:	\$149,316	\$0	\$0	\$0	\$0	\$0	\$0	\$149,316
RIGHT OF WAY - MANAGED BY FDOT								
DDR	\$0	\$0	\$0	\$284,200	\$0	\$0	\$0	\$284,200
DIH	\$0	\$0	\$0	\$40,000	\$0	\$0	\$0	\$40,000
Totals:	\$0	\$0	\$0	\$324,200	\$0	\$0	\$0	\$324,200
ENVIRONMENTAL - MANAGED BY FDOT								
DS	\$0	\$20,000	\$0	\$0	\$0	\$0	\$0	\$20,000
Totals:	\$0	\$20,000	\$0	\$0	\$0	\$0	\$0	\$20,000
Item 436244 1 Totals:	\$149,316	\$20,000	\$0	\$324,200	\$0	\$0	\$0	\$493,516

Item Number: **439460 1** Description: SR 583 (56TH STREET) AT WHITEWAY DRIVE L RTP: Minimize congestion, p. 163
 Extra Description: REBUILD EXISTING SIGNAL WITH A MAST ARM SIGNAL
 Type of Work: TRAFFIC SIGNALS
 Project Length: 0.1 *NON-SIS*

Fund	<2018	2018	2019	2020	2021	2022	>2022	All Years
PRELIMINARY ENGINEERING - MANAGED BY FDOT								
DIH	\$1,000	\$1,000	\$0	\$0	\$0	\$0	\$0	\$2,000
DS	\$0	\$302,626	\$0	\$0	\$0	\$0	\$0	\$302,626
Totals:	\$1,000	\$303,626	\$0	\$0	\$0	\$0	\$0	\$304,626
CONSTRUCTION - MANAGED BY FDOT								
DS	\$0	\$0	\$0	\$0	\$409,794	\$0	\$0	\$409,794
DIH	\$0	\$0	\$0	\$0	\$5,692	\$0	\$0	\$5,692
Totals:	\$0	\$0	\$0	\$0	\$415,486	\$0	\$0	\$415,486
Item 439460 1 Totals:	\$1,000	\$303,626	\$0	\$0	\$415,486	\$0	\$0	\$720,112

Item Number: **435750 1** Description: SR 60 FROM VALRICO RD TO E OF DOVER RD L RTP: State Funded
 Extra Description: 4 TO 6 LANES
 Type of Work: ADD LANES & RECONSTRUCT
 Project Length: 2.408 *SIS*

Fund	<2018	2018	2019	2020	2021	2022	>2022	All Years
PRELIMINARY ENGINEERING - MANAGED BY FDOT								
GMR	\$3,786,748	\$0	\$0	\$0	\$0	\$0	\$0	\$3,786,748
DDR	\$35,336	\$0	\$0	\$0	\$0	\$0	\$0	\$35,336
DIH	\$86,681	\$0	\$0	\$0	\$0	\$0	\$0	\$86,681
DS	\$39,960	\$0	\$0	\$0	\$0	\$0	\$0	\$39,960
Totals:	\$3,948,725	\$0	\$0	\$0	\$0	\$0	\$0	\$3,948,725
RIGHT OF WAY - MANAGED BY FDOT								
DIH	\$0	\$0	\$0	\$0	\$0	\$160,000	\$0	\$160,000
DI	\$0	\$0	\$0	\$0	\$0	\$9,086,500	\$0	\$9,086,500
Totals:	\$0	\$0	\$0	\$0	\$0	\$9,246,500	\$0	\$9,246,500
CONSTRUCTION - MANAGED BY FDOT								
DI	\$0	\$0	\$0	\$0	\$0	\$0	\$23,310,934	\$23,310,934
DIH	\$0	\$0	\$0	\$0	\$0	\$0	\$323,763	\$323,763
Totals:	\$0	\$0	\$0	\$0	\$0	\$0	\$23,634,697	\$23,634,697
Item 435750 1 Totals:	\$3,948,725	\$0	\$0	\$0	\$0	\$9,246,500	\$23,634,697	\$36,829,922

Item Number: **437549 1** Description: SR 60 AT RAILROAD CROSSING 624572-B E OF CLARENCE GORDON JR RD L RTP: Minimize congestion, p. 163
 Extra Description: DESIGN AND CONSTRUCT REPLACEMENT OF CONCRETE PANELS
 Type of Work: RAILROAD CROSSING
 Project Length: 0.038 ***SIS***

Fund	<2018	2018	2019	2020	2021	2022	>2022	All Years
PRELIMINARY ENGINEERING - MANAGED BY FDOT								
DDR	\$164,421	\$0	\$0	\$0	\$0	\$0	\$0	\$164,421
DIH	\$5,000	\$0	\$0	\$0	\$0	\$0	\$0	\$5,000
DS	\$44,119	\$0	\$0	\$0	\$0	\$0	\$0	\$44,119
Totals:	\$213,540	\$0	\$0	\$0	\$0	\$0	\$0	\$213,540
RAILROAD & UTILITIES - MANAGED BY FDOT								
DDR	\$500,000	\$0	\$0	\$0	\$0	\$0	\$0	\$500,000
Totals:	\$500,000	\$0	\$0	\$0	\$0	\$0	\$0	\$500,000
CONSTRUCTION - MANAGED BY FDOT								
DDR	\$0	\$63,987	\$0	\$0	\$0	\$0	\$0	\$63,987
DS	\$0	\$186,068	\$0	\$0	\$0	\$0	\$0	\$186,068
DIH	\$0	\$44,628	\$0	\$0	\$0	\$0	\$0	\$44,628
Totals:	\$0	\$294,683	\$0	\$0	\$0	\$0	\$0	\$294,683
Item 437549 1 Totals:	\$713,540	\$294,683	\$0	\$0	\$0	\$0	\$0	\$1,008,223

Item Number: **405525 2** Description: SR 60 (ADAMO DR) FROM E OF US 301 TO W OF FALKENBURG RD L RTP: 110
 Extra Description: 4 TO 6 LANES GOES WITH 434738-1
 Type of Work: ADD LANES & RECONSTRUCT
 Project Length: 0.959 *NON-SIS*

Fund	<2018	2018	2019	2020	2021	2022	>2022	All Years
PRELIMINARY ENGINEERING - MANAGED BY FDOT								
DIH	\$131,521	\$0	\$0	\$0	\$0	\$0	\$0	\$131,521
DS	\$736,723	\$0	\$0	\$0	\$0	\$0	\$0	\$736,723
DDR	\$1,849,415	\$0	\$0	\$0	\$0	\$0	\$0	\$1,849,415
Totals:	\$2,717,659	\$0	\$0	\$0	\$0	\$0	\$0	\$2,717,659
RIGHT OF WAY - MANAGED BY FDOT								
DIH	\$20,334	\$0	\$0	\$0	\$0	\$0	\$0	\$20,334
DDR	\$855,450	\$0	\$0	\$0	\$0	\$0	\$0	\$855,450
Totals:	\$875,784	\$0	\$0	\$0	\$0	\$0	\$0	\$875,784
RAILROAD & UTILITIES - MANAGED BY FDOT								
LF	\$2,867,585	\$0	\$0	\$0	\$0	\$0	\$0	\$2,867,585
Totals:	\$2,867,585	\$0	\$0	\$0	\$0	\$0	\$0	\$2,867,585
CONSTRUCTION - MANAGED BY FDOT								
LF	\$169,412	\$0	\$0	\$0	\$0	\$0	\$0	\$169,412
DIH	\$289,110	\$0	\$0	\$0	\$0	\$0	\$0	\$289,110
DS	\$2,362,317	\$0	\$0	\$0	\$0	\$0	\$0	\$2,362,317
DDR	\$18,899,447	\$0	\$0	\$0	\$0	\$0	\$0	\$18,899,447
Totals:	\$21,720,286	\$0	\$0	\$0	\$0	\$0	\$0	\$21,720,286
CONTRACT INCENTIVES - MANAGED BY FDOT								
DDR	\$0	\$400,000	\$0	\$0	\$0	\$0	\$0	\$400,000
Totals:	\$0	\$400,000	\$0	\$0	\$0	\$0	\$0	\$400,000
ENVIRONMENTAL - MANAGED BY FDOT								
DS	\$198,016	\$0	\$0	\$0	\$0	\$0	\$0	\$198,016
Totals:	\$198,016	\$0	\$0	\$0	\$0	\$0	\$0	\$198,016
Item 405525 2 Totals:	\$28,379,330	\$400,000	\$0	\$0	\$0	\$0	\$0	\$28,779,330

Item Number: **434738 1** Description: SR 60 (ADAMO DR) FM W OF FALKENBURG RD TO W OF LAKE KATHY ENTRANCE DR L RTP: System preservation, p. 161
Amended Extra Description: 7 LANES
 Type of Work: RESURFACING
 Project Length: 0.923 ***SIS***

Fund	<2018	2018	2019	2020	2021	2022	>2022	All Years
PRELIMINARY ENGINEERING - MANAGED BY FDOT								
Modified DIH	\$49,690	\$1,163	\$0	\$0	\$0	\$0	\$0	\$50,853
DS	\$492,509	\$0	\$0	\$0	\$0	\$0	\$0	\$492,509
Modified DDR	\$109,082	\$0	\$0	\$0	\$0	\$0	\$0	\$109,082
Totals:	\$651,281	\$1,163	\$0	\$0	\$0	\$0	\$0	\$652,444
CONSTRUCTION - MANAGED BY FDOT								
Modified DS	\$903,939	\$0	\$0	\$0	\$0	\$0	\$0	\$903,939
Modified DDR	\$4,632,934	\$0	\$0	\$0	\$0	\$0	\$0	\$4,632,934
Modified DIH	\$3,175	\$98,079	\$0	\$0	\$0	\$0	\$0	\$101,254
Totals:	\$5,540,048	\$98,079	\$0	\$0	\$0	\$0	\$0	\$5,638,127
CONTRACT INCENTIVES - MANAGED BY FDOT								
DDR	\$0	\$250,000	\$0	\$0	\$0	\$0	\$0	\$250,000
Totals:	\$0	\$250,000	\$0	\$0	\$0	\$0	\$0	\$250,000
ENVIRONMENTAL - MANAGED BY FDOT								
Modified DS	\$0	\$10,000	\$0	\$0	\$0	\$0	\$0	\$10,000
Totals:	\$0	\$10,000	\$0	\$0	\$0	\$0	\$0	\$10,000
Item 434738 1 Totals:	\$6,191,329	\$359,242	\$0	\$0	\$0	\$0	\$0	\$6,550,571

Item Number: **416856 1** Description: SR 60 (KENNEDY BLVD) FROM W OF ARMENIA AVE TO E OF BREVARD AVE L RTP: Minimize congestion, p. 163
 Extra Description: TRAFFIC SIGNALS AT 5 LOCATIONS
 Type of Work: TRAFFIC SIGNAL UPDATE
 Project Length: 1.14 *NON-SIS*

Fund	<2018	2018	2019	2020	2021	2022	>2022	All Years
PRELIMINARY ENGINEERING - MANAGED BY FDOT								
DDR	\$932,194	\$0	\$0	\$0	\$0	\$0	\$0	\$932,194
DS	\$77,377	\$0	\$0	\$0	\$0	\$0	\$0	\$77,377
DIH	\$81,679	\$0	\$0	\$0	\$0	\$0	\$0	\$81,679
Totals:	\$1,091,250	\$0	\$0	\$0	\$0	\$0	\$0	\$1,091,250
RIGHT OF WAY - MANAGED BY FDOT								
DDR	\$167,500	\$0	\$0	\$0	\$0	\$0	\$0	\$167,500
DIH	\$20,000	\$0	\$0	\$0	\$0	\$0	\$0	\$20,000
Totals:	\$187,500	\$0	\$0	\$0	\$0	\$0	\$0	\$187,500
RAILROAD & UTILITIES - MANAGED BY FDOT								
DS	\$20,000	\$0	\$0	\$0	\$0	\$0	\$0	\$20,000
DDR	\$0	\$50,000	\$0	\$0	\$0	\$0	\$0	\$50,000
Totals:	\$20,000	\$50,000	\$0	\$0	\$0	\$0	\$0	\$70,000
CONSTRUCTION - MANAGED BY FDOT								
DS	\$0	\$0	\$1,906,694	\$0	\$0	\$0	\$0	\$1,906,694
DIH	\$0	\$0	\$28,132	\$0	\$0	\$0	\$0	\$28,132
LF	\$0	\$0	\$118,714	\$0	\$0	\$0	\$0	\$118,714
Totals:	\$0	\$0	\$2,053,540	\$0	\$0	\$0	\$0	\$2,053,540
ENVIRONMENTAL - MANAGED BY FDOT								
DS	\$36,632	\$0	\$50,000	\$0	\$0	\$0	\$0	\$86,632
Totals:	\$36,632	\$0	\$50,000	\$0	\$0	\$0	\$0	\$86,632
Item 416856 1 Totals:	\$1,335,382	\$50,000	\$2,103,540	\$0	\$0	\$0	\$0	\$3,488,922

Item Number: **434781 3** Description: SR 60 (KENNEDY BLVD) FROM W OF MACDILL AVE TO HILLSBOROUGH RIVER L RTP: Crash reduction, p. 164
 Extra Description: DRAINAGE INVESTIGATIVE DESIGN STUDY
 Type of Work: DRAINAGE IMPROVEMENTS
 Project Length: 2.111 *NON-SIS*

Fund	<2018	2018	2019	2020	2021	2022	>2022	All Years
PRELIMINARY ENGINEERING - MANAGED BY FDOT								
DIH	\$0	\$1,000	\$0	\$0	\$0	\$0	\$0	\$1,000
DS	\$0	\$0	\$299,205	\$0	\$0	\$0	\$0	\$299,205
Totals:	\$0	\$1,000	\$299,205	\$0	\$0	\$0	\$0	\$300,205
Item 434781 3 Totals:	\$0	\$1,000	\$299,205	\$0	\$0	\$0	\$0	\$300,205

Item Number: **434781 4** Description: SR 60 (KENNEDY BLVD) FROM W OF MACDILL AVE TO HILLSBOROUGH RIVER. L RTP: Crash reduction, p. 164
 Extra Description: STORMWATER VIDEO INSPECTION
 Type of Work: DRAINAGE IMPROVEMENTS
 Project Length: 2.111 *NON-SIS*

Fund	<2018	2018	2019	2020	2021	2022	>2022	All Years
PRELIMINARY ENGINEERING - MANAGED BY FDOT								
DS	\$0	\$0	\$79,396	\$0	\$0	\$0	\$0	\$79,396
DIH	\$0	\$1,000	\$0	\$0	\$0	\$0	\$0	\$1,000
Totals:	\$0	\$1,000	\$79,396	\$0	\$0	\$0	\$0	\$80,396
Item 434781 4 Totals:	\$0	\$1,000	\$79,396	\$0	\$0	\$0	\$0	\$80,396

<u>Item Number:</u> 436041 1		<u>Description:</u> SR 60 / BRANDON BLVD FROM OF BRANDON TOWN CTR TO GORNTO LAKE RD					<u>L RTP:</u> Minimize congestion, p. 163		
		<u>Extra Description:</u> ADD TURN LANES AND CLOSE EB TURN LANE TO LAKE KATHY IMPROVE SIGNALIZATION ON RAMP							
<u>Type of Work:</u> ADD TURN LANE(S)									
<u>Project Length:</u> 0.351		*SIS*							
Fund	<2018	2018	2019	2020	2021	2022	>2022	All Years	
PRELIMINARY ENGINEERING - MANAGED BY FDOT									
HSP	\$633,175	\$0	\$0	\$0	\$0	\$0	\$0	\$633,175	
DS	\$148	\$0	\$0	\$0	\$0	\$0	\$0	\$148	
Totals:	\$633,323	\$0	\$0	\$0	\$0	\$0	\$0	\$633,323	
RIGHT OF WAY - MANAGED BY FDOT									
HSP	\$0	\$379,200	\$0	\$0	\$0	\$0	\$0	\$379,200	
Totals:	\$0	\$379,200	\$0	\$0	\$0	\$0	\$0	\$379,200	
CONSTRUCTION - MANAGED BY FDOT									
HSP	\$0	\$0	\$0	\$0	\$1,130,891	\$0	\$0	\$1,130,891	
Totals:	\$0	\$0	\$0	\$0	\$1,130,891	\$0	\$0	\$1,130,891	
Item 436041 1 Totals:	\$633,323	\$379,200	\$0	\$0	\$1,130,891	\$0	\$0	\$2,143,414	

Item Number: **439206 1** Description: SR 60/COURTNEY CAMPBELL CAUSEWAY AT WEST OF BEN T DAVIS BEACH L RTP: System Preservation, p. 161
Amended Extra Description: CONSTRUCT BRIDGE FOR ENVIRONMENTAL UPLIFT
 Type of Work: NEW BRIDGE CONSTRUCTION
 Project Length: 0.042 *NON-SIS*

Fund	<2018	2018	2019	2020	2021	2022	>2022	All Years
PRELIMINARY ENGINEERING - MANAGED BY FDOT								
DEM	\$0	\$200,835	\$0	\$0	\$0	\$0	\$0	\$200,835
Modified DS	\$44,225	\$0	\$0	\$0	\$0	\$0	\$0	\$44,225
Modified DIH	\$44,720	\$5,780	\$0	\$0	\$0	\$0	\$0	\$50,500
Totals:	\$88,945	\$206,615	\$0	\$0	\$0	\$0	\$0	\$295,560
DESIGN BUILD - MANAGED BY FDOT								
DEM	\$0	\$13,310,529	\$0	\$0	\$0	\$0	\$0	\$13,310,529
DIH	\$0	\$206,151	\$0	\$0	\$0	\$0	\$0	\$206,151
Totals:	\$0	\$13,516,680	\$0	\$0	\$0	\$0	\$0	\$13,516,680
ENVIRONMENTAL - MANAGED BY FDOT								
DEM	\$0	\$14,182	\$0	\$0	\$0	\$0	\$0	\$14,182
Totals:	\$0	\$14,182	\$0	\$0	\$0	\$0	\$0	\$14,182
Item 439206 1 Totals:	\$88,945	\$13,737,477	\$0	\$0	\$0	\$0	\$0	\$13,826,422

Item Number: **436491 1** Description: SR 60/E KENNEDY BLVD FROM W OF N NEBRASKA AVE TO E OF N ASHLEY ST L RTP: System preservation, p. 161
 Extra Description: 4 LANES - INCLUDES PEDESTRIAN SAFETY IMPROVEMENTS
 Type of Work: RESURFACING
 Project Length: 0.58 *NON-SIS*

Fund	<2018	2018	2019	2020	2021	2022	>2022	All Years
PRELIMINARY ENGINEERING - MANAGED BY FDOT								
DDR	\$532,000	\$0	\$0	\$0	\$0	\$0	\$0	\$532,000
DS	\$201,288	\$0	\$0	\$0	\$0	\$0	\$0	\$201,288
DIH	\$22,162	\$0	\$0	\$0	\$0	\$0	\$0	\$22,162
Totals:	\$755,450	\$0	\$0	\$0	\$0	\$0	\$0	\$755,450
CONSTRUCTION - MANAGED BY FDOT								
DDR	\$0	\$61,522	\$0	\$0	\$0	\$0	\$0	\$61,522
HSP	\$0	\$249,789	\$0	\$0	\$0	\$0	\$0	\$249,789
DS	\$372	\$153,488	\$0	\$0	\$0	\$0	\$0	\$153,860
DDR	\$0	\$775,332	\$0	\$0	\$0	\$0	\$0	\$775,332
DIH	\$0	\$19,205	\$0	\$0	\$0	\$0	\$0	\$19,205
Totals:	\$372	\$1,259,336	\$0	\$0	\$0	\$0	\$0	\$1,259,708
ENVIRONMENTAL - MANAGED BY FDOT								
DS	\$0	\$20,000	\$0	\$0	\$0	\$0	\$0	\$20,000
Totals:	\$0	\$20,000	\$0	\$0	\$0	\$0	\$0	\$20,000
Item 436491 1 Totals:	\$755,822	\$1,279,336	\$0	\$0	\$0	\$0	\$0	\$2,035,158

<u>Item Number:</u> 437644 1		<u>Description:</u> SR 60/KENNEDY BLVD FROM WESTSHORE BLVD TO HENDERSON BLVD					<u>L RTP:</u> Crash reduction, p. 164		
		<u>Extra Description:</u> CONVERT, CLOSE MEDIAN OPENINGS;LENGTHEN AND CONST TURN LANES							
<u>Type of Work:</u> ADD TURN LANE(S)									
<u>Project Length:</u> 1.754									*NON-SIS*
Fund	<2018	2018	2019	2020	2021	2022	>2022	All Years	
PRELIMINARY ENGINEERING - MANAGED BY FDOT									
HSP	\$0	\$584,100	\$467,618	\$0	\$0	\$0	\$0	\$1,051,718	
Totals:	\$0	\$584,100	\$467,618	\$0	\$0	\$0	\$0	\$1,051,718	
CONSTRUCTION - MANAGED BY FDOT									
HSP	\$0	\$0	\$0	\$0	\$1,078,994	\$0	\$0	\$1,078,994	
Totals:	\$0	\$0	\$0	\$0	\$1,078,994	\$0	\$0	\$1,078,994	
Item 437644 1 Totals:	\$0	\$584,100	\$467,618	\$0	\$1,078,994	\$0	\$0	\$2,130,712	

Item Number: **434841 1** Description: SR 60/W KENNEDY BLVD ST FROM W OF BREVARD AVE TO MERIDIAN AVE L RTP: System preservation, p. 161
Amended Extra Description: 4 LANES,USB41/SR60/685/45/W KENNEDY/JACKSON/NEBRASKA/ASHLEY
 Type of Work: RESURFACING
 Project Length: 1.28 *NON-SIS*

Fund	<2018	2018	2019	2020	2021	2022	>2022	All Years
PRELIMINARY ENGINEERING - MANAGED BY FDOT								
Modified DS	\$365,782	\$0	\$0	\$0	\$0	\$0	\$0	\$365,782
Modified DDR	\$60,421	\$0	\$0	\$0	\$0	\$0	\$0	\$60,421
Modified DIH	\$331,934	\$0	\$0	\$0	\$0	\$0	\$0	\$331,934
Totals:	\$758,137	\$0	\$0	\$0	\$0	\$0	\$0	\$758,137
CONSTRUCTION - MANAGED BY FDOT								
Modified SU	\$578,016	\$0	\$0	\$0	\$0	\$0	\$0	\$578,016
Modified SA	\$209,919	\$0	\$0				\$0	\$209,919
Modified HSP	\$1,668,966	\$0	\$0	\$0	\$0	\$0	\$0	\$1,668,966
Modified ACSU	\$30,022	\$0	\$0				\$0	\$30,022
Modified DS	\$258,668	\$0	\$0	\$0	\$0	\$0	\$0	\$258,668
Modified DDR	\$3,221,754	\$0	\$0	\$0	\$0	\$0	\$0	\$3,221,754
Modified DIH	\$22,982	\$5,924	\$0	\$0	\$0	\$0	\$0	\$28,906
Totals:	\$5,990,327	\$5,924	\$0	\$0	\$0	\$0	\$0	\$5,996,251
ENVIRONMENTAL - MANAGED BY FDOT								
Modified DS	\$0	\$10,000	\$0	\$0	\$0	\$0	\$0	\$10,000
Totals:	\$0	\$10,000	\$0	\$0	\$0	\$0	\$0	\$10,000
RAILROAD & UTILITIES - MANAGED BY FDOT								
DS	\$20,000	\$0	\$0	\$0	\$0	\$0	\$0	\$20,000
Totals:	\$20,000	\$0	\$0	\$0	\$0	\$0	\$0	\$20,000
Item 434841 1 Totals:	\$6,768,464	\$15,924	\$0	\$0	\$0	\$0	\$0	\$6,784,388

Item Number: **436734 1** Description: SR 674/E COLLEGE AVE FROM S US 41/SR 45 TO E OF COLLEGE CHASE DR L RTP: System preservation, p. 161
 Extra Description: 6 LANES
 Type of Work: RESURFACING
 Project Length: 0.83 *NON-SIS*

Fund	<2018	2018	2019	2020	2021	2022	>2022	All Years
PRELIMINARY ENGINEERING - MANAGED BY FDOT								
DDR	\$0	\$556,500	\$0	\$0	\$0	\$0	\$0	\$556,500
DIH	\$15,500	\$1,000	\$0	\$0	\$0	\$0	\$0	\$16,500
Totals:	\$15,500	\$557,500	\$0	\$0	\$0	\$0	\$0	\$573,000
CONSTRUCTION - MANAGED BY FDOT								
DIH	\$0	\$0	\$0	\$19,124	\$0	\$0	\$0	\$19,124
DDR	\$0	\$0	\$0	\$1,376,877	\$0	\$0	\$0	\$1,376,877
Totals:	\$0	\$0	\$0	\$1,396,001	\$0	\$0	\$0	\$1,396,001
Item 436734 1 Totals:	\$15,500	\$557,500	\$0	\$1,396,001	\$0	\$0	\$0	\$1,969,001

Item Number: **436495 1** Description: SR 674/SUN CITY CENTER FROM E OF COMMERCIAL CTR DR TO E OF US 301/SR43 L RTP: System preservation, p. 161
 Extra Description: 4 LANES
 Type of Work: RESURFACING
 Project Length: 2.922 *NON-SIS*

Fund	<2018	2018	2019	2020	2021	2022	>2022	All Years
PRELIMINARY ENGINEERING - MANAGED BY FDOT								
DDR	\$1,328,735	\$0	\$0	\$0	\$0	\$0	\$0	\$1,328,735
DIH	\$56,217	\$0	\$0	\$0	\$0	\$0	\$0	\$56,217
LF	\$64,000	\$0	\$0	\$0	\$0	\$0	\$0	\$64,000
DS	\$14,631	\$0	\$0	\$0	\$0	\$0	\$0	\$14,631
Totals:	\$1,463,583	\$0	\$0	\$0	\$0	\$0	\$0	\$1,463,583
CONSTRUCTION - MANAGED BY FDOT								
LF	\$0	\$1,181,323	\$0	\$0	\$0	\$0	\$0	\$1,181,323
DDR	\$0	\$5,989,249	\$0	\$0	\$0	\$0	\$0	\$5,989,249
DIH	\$0	\$113,858	\$0	\$0	\$0	\$0	\$0	\$113,858
DS	\$385	\$1,018,614	\$0	\$0	\$0	\$0	\$0	\$1,018,999
HSP	\$0	\$268,869	\$0	\$0	\$0	\$0	\$0	\$268,869
Totals:	\$385	\$8,571,913	\$0	\$0	\$0	\$0	\$0	\$8,572,298
Item 436495 1 Totals:	\$1,463,968	\$8,571,913	\$0	\$0	\$0	\$0	\$0	\$10,035,881

Item Number: **437551 1** Description: SR 676 AT RAILROAD CROSSING 624815-B E OF GELMAN PLACE S L RTP: Minimize congestion, p. 163
 Extra Description: DESIGN AND CONSTRUCT REPLACEMENT OF CONCRETE PANELS
 Type of Work: RAILROAD CROSSING
 Project Length: 0.038 *NON-SIS*

Fund	<2018	2018	2019	2020	2021	2022	>2022	All Years
PRELIMINARY ENGINEERING - MANAGED BY FDOT								
DIH	\$8,000	\$0	\$0	\$0	\$0	\$0	\$0	\$8,000
DS	\$25,512	\$0	\$0	\$0	\$0	\$0	\$0	\$25,512
DDR	\$129,348	\$0	\$0	\$0	\$0	\$0	\$0	\$129,348
Totals:	\$162,860	\$0	\$0	\$0	\$0	\$0	\$0	\$162,860
RAILROAD & UTILITIES - MANAGED BY FDOT								
DDR	\$450,000	\$0	\$0	\$0	\$0	\$0	\$0	\$450,000
Totals:	\$450,000	\$0	\$0	\$0	\$0	\$0	\$0	\$450,000
CONSTRUCTION - MANAGED BY FDOT								
DS	\$0	\$198,214	\$0	\$0	\$0	\$0	\$0	\$198,214
DIH	\$0	\$1,155	\$0	\$0	\$0	\$0	\$0	\$1,155
DDR	\$0	\$79,285	\$0	\$0	\$0	\$0	\$0	\$79,285
Totals:	\$0	\$278,654	\$0	\$0	\$0	\$0	\$0	\$278,654
Item 437551 1 Totals:	\$612,860	\$278,654	\$0	\$0	\$0	\$0	\$0	\$891,514

Item Number: **255599 1** Description: SR 676 (CAUSEWAY BL) FROM 1/4 MI W OF US 41 TO 1/4 E OF US 301 L RTP: Minimize congestion, p. 163
 Extra Description: 2 TO 4 LANES
 Type of Work: ADD LANES & RECONSTRUCT
 Project Length: 3.414 ***SIS***

Fund	<2018	2018	2019	2020	2021	2022	>2022	All Years
PRELIMINARY ENGINEERING - MANAGED BY FDOT								
DDR	\$3,703,269	\$0	\$0	\$0	\$0	\$0	\$0	\$3,703,269
DIH	\$200,004	\$0	\$0	\$0	\$0	\$0	\$0	\$200,004
LF	\$302,138	\$0	\$0	\$0	\$0	\$0	\$0	\$302,138
Totals:	\$4,205,411	\$0	\$0	\$0	\$0	\$0	\$0	\$4,205,411
RIGHT OF WAY - MANAGED BY FDOT								
DDR	\$9,220,116	\$2,000,000	\$0	\$0	\$0	\$0	\$0	\$11,220,116
LFR	\$2,995,269	\$0	\$0	\$0	\$0	\$0	\$0	\$2,995,269
DS	\$1,407,459	\$0	\$0	\$0	\$0	\$0	\$0	\$1,407,459
DIH	\$96,595	\$0	\$0	\$0	\$0	\$0	\$0	\$96,595
LF	\$470,000	\$0	\$0	\$0	\$0	\$0	\$0	\$470,000
Totals:	\$14,189,439	\$2,000,000	\$0	\$0	\$0	\$0	\$0	\$16,189,439
RAILROAD & UTILITIES - MANAGED BY FDOT								
DS	\$827,455	\$0	\$0	\$0	\$0	\$0	\$0	\$827,455
LF	\$5,197,319	\$0	\$0	\$0	\$0	\$0	\$0	\$5,197,319
Totals:	\$6,024,774	\$0	\$0	\$0	\$0	\$0	\$0	\$6,024,774
CONSTRUCTION - MANAGED BY FDOT								
DS	\$25,020,362	\$0	\$0	\$0	\$0	\$0	\$0	\$25,020,362
LF	\$1,505,803	\$0	\$0	\$0	\$0	\$0	\$0	\$1,505,803
DIH	\$1,407,971	\$0	\$0	\$0	\$0	\$0	\$0	\$1,407,971
DDR	\$16,420,930	\$0	\$0	\$0	\$0	\$0	\$0	\$16,420,930
Totals:	\$44,355,066	\$0	\$0	\$0	\$0	\$0	\$0	\$44,355,066
CONTRACT INCENTIVES - MANAGED BY FDOT								
DS	\$500,000	\$0	\$0	\$0	\$0	\$0	\$0	\$500,000
DDR	\$2,500,000	\$0	\$0	\$0	\$0	\$0	\$0	\$2,500,000
Totals:	\$3,000,000	\$0	\$0	\$0	\$0	\$0	\$0	\$3,000,000
ENVIRONMENTAL - MANAGED BY FDOT								
DS	\$1,176,410	\$0	\$0	\$0	\$0	\$0	\$0	\$1,176,410

DDR	\$957,371	\$0	\$0	\$0	\$0	\$0	\$0	\$957,371
Totals:	\$2,133,781	\$0	\$0	\$0	\$0	\$0	\$0	\$2,133,781
LOCAL ADVANCE REIMBURSE - MANAGED BY FDOT								
DDR	\$2,995,269	\$0	\$0	\$0	\$0	\$0	\$0	\$2,995,269
Totals:	\$2,995,269	\$0	\$0	\$0	\$0	\$0	\$0	\$2,995,269
Item 255599 1 Totals:	\$76,903,740	\$2,000,000	\$0	\$0	\$0	\$0	\$0	\$78,903,740

Item Number: 433862 1	Description: SR 685 (FLORIDA AVE) FROM N OF W HUMPHREY ST TO N OF W BUSCH BLVD	L RTP: Crash reduction, p. 164
	Extra Description: REPLACE CROSSING SURFACE @ NGCN: 626891B (SY-LINE)	
Type of Work: RAILROAD CROSSING		
Project Length: 0.051		*NON-SIS*

Fund	<2018	2018	2019	2020	2021	2022	>2022	All Years
PRELIMINARY ENGINEERING - MANAGED BY FDOT								
DS	\$28,047	\$0	\$0	\$0	\$0	\$0	\$0	\$28,047
DIH	\$5,000	\$0	\$0	\$0	\$0	\$0	\$0	\$5,000
DDR	\$141,080	\$0	\$0	\$0	\$0	\$0	\$0	\$141,080
Totals:	\$174,127	\$0	\$0	\$0	\$0	\$0	\$0	\$174,127
RAILROAD & UTILITIES - MANAGED BY FDOT								
DDR	\$320,000	\$0	\$0	\$0	\$0	\$0	\$0	\$320,000
Totals:	\$320,000	\$0	\$0	\$0	\$0	\$0	\$0	\$320,000
CONSTRUCTION - MANAGED BY FDOT								
DDR	\$0	\$314,327	\$0	\$0	\$0	\$0	\$0	\$314,327
DIH	\$0	\$10,977	\$0	\$0	\$0	\$0	\$0	\$10,977
Totals:	\$0	\$325,304	\$0	\$0	\$0	\$0	\$0	\$325,304
Item 433862 1 Totals:	\$494,127	\$325,304	\$0	\$0	\$0	\$0	\$0	\$819,431

Item Number: **437825 1** Description: SR 685/N FLORIDA AVE @ RAILROAD CROSSING 626298-W @ E POLK ST L RTP: Minimize congestion, p. 163
 Extra Description: REPLACE ASPHALT/WOOD WITH CONCRETE TUB
 Type of Work: RAILROAD CROSSING
 Project Length: 0.038 *NON-SIS*

Fund	<2018	2018	2019	2020	2021	2022	>2022	All Years
PRELIMINARY ENGINEERING - MANAGED BY FDOT								
DS	\$0	\$0	\$0	\$0	\$214,314	\$0	\$0	\$214,314
DIH	\$0	\$0	\$0	\$0	\$1,000	\$0	\$0	\$1,000
Totals:	\$0	\$0	\$0	\$0	\$215,314	\$0	\$0	\$215,314
Item 437825 1 Totals:	\$0	\$0	\$0	\$0	\$215,314	\$0	\$0	\$215,314

Item Number: **437244 1** Description: STOWERS ELEM SCHOOL FR GENTLE WOOD AVE TO S OF BARRINGTON STOWERS DR L RTP: Crash reduction, p. 164
 Extra Description: SIDEWALK ON WEST SIDE OF BOYETTE ROAD
 Type of Work: SIDEWALK
 Project Length: 0.347 *NON-SIS*

Fund	<2018	2018	2019	2020	2021	2022	>2022	All Years
PRELIMINARY ENGINEERING - MANAGED BY HILLSBOROUGH CO BOARD OF COUNTY								
TALU	\$18,895	\$0	\$0	\$0	\$0	\$0	\$0	\$18,895
Totals:	\$18,895	\$0	\$0	\$0	\$0	\$0	\$0	\$18,895
CONSTRUCTION - MANAGED BY HILLSBOROUGH CO BOARD OF COUNTY								
TALT	\$0	\$11,153	\$0	\$0	\$0	\$0	\$0	\$11,153
TALU	\$0	\$128,562	\$0	\$0	\$0	\$0	\$0	\$128,562
Totals:	\$0	\$139,715	\$0	\$0	\$0	\$0	\$0	\$139,715
Item 437244 1 Totals:	\$18,895	\$139,715	\$0	\$0	\$0	\$0	\$0	\$158,610

Item Number: **255796 2** Description: US 301 FROM N OF TOM FOLSOM RD TO HILLSBOROUGH/PASCO CO LINE LRTP: Fig. 3-34
 Extra Description: 2 TO 4 LANES
 Type of Work: ADD LANES & RECONSTRUCT
 Project Length: 11.152 *NON-SIS*

Fund	<2018	2018	2019	2020	2021	2022	>2022	All Years
PRELIMINARY ENGINEERING - MANAGED BY FDOT								
DS	\$25,520	\$0	\$0	\$0	\$0	\$0	\$0	\$25,520
DIH	\$8,577	\$0	\$50,000	\$0	\$0	\$0	\$0	\$58,577
Totals:	\$34,097	\$0	\$50,000	\$0	\$0	\$0	\$0	\$84,097
ENVIRONMENTAL - MANAGED BY FDOT								
DS	\$0	\$0	\$2,413,000	\$0	\$0	\$0	\$0	\$2,413,000
Totals:	\$0	\$0	\$2,413,000	\$0	\$0	\$0	\$0	\$2,413,000
Item 255796 2 Totals:	\$34,097	\$0	\$2,463,000	\$0	\$0	\$0	\$0	\$2,497,097

Item Number: **436243 1** Description: US 301/SR 43 AT RIVERVIEW DRIVE L RTP: Minimize congestion, p. 163
 Extra Description: REBUILD EXISTING DIAGONAL SPAN-WIRE TO MAST ARM OR BOX
 Type of Work: TRAFFIC SIGNAL UPDATE
 Project Length: 0.1 *NON-SIS*

Fund	<2018	2018	2019	2020	2021	2022	>2022	All Years
PRELIMINARY ENGINEERING - MANAGED BY FDOT								
DS	\$239,051	\$0	\$0	\$0	\$0	\$0	\$0	\$239,051
DIH	\$31,668	\$0	\$0	\$0	\$0	\$0	\$0	\$31,668
Totals:	\$270,719	\$0	\$0	\$0	\$0	\$0	\$0	\$270,719
RIGHT OF WAY - MANAGED BY FDOT								
DIH	\$0	\$20,000	\$0	\$0	\$0	\$0	\$0	\$20,000
DDR	\$0	\$80,400	\$0	\$0	\$0	\$0	\$0	\$80,400
Totals:	\$0	\$100,400	\$0	\$0	\$0	\$0	\$0	\$100,400
CONSTRUCTION - MANAGED BY FDOT								
DIH	\$0	\$0	\$0	\$10,830	\$0	\$0	\$0	\$10,830
DDR	\$0	\$0	\$0	\$424,975	\$0	\$0	\$0	\$424,975
Totals:	\$0	\$0	\$0	\$435,805	\$0	\$0	\$0	\$435,805
ENVIRONMENTAL - MANAGED BY FDOT								
DS	\$0	\$20,000	\$0	\$0	\$0	\$0	\$0	\$20,000
Totals:	\$0	\$20,000	\$0	\$0	\$0	\$0	\$0	\$20,000
Item 436243 1 Totals:	\$270,719	\$120,400	\$0	\$435,805	\$0	\$0	\$0	\$826,924

Item Number: **437640 1** Description: US 301/SR 43 FROM FALKENBURG RD TO SLIGH AVENUE LRTP: Minimize congestion, p. 163
 Extra Description: RELOCATE MEDIAN OPENINGS, RECONSTRUCT TURN LANES
 Type of Work: MEDIAN MODIFICATION
 Project Length: 4.8 *NON-SIS*

Fund	<2018	2018	2019	2020	2021	2022	>2022	All Years
PRELIMINARY ENGINEERING - MANAGED BY FDOT								
HSP	\$0	\$906,492	\$0	\$0	\$0	\$0	\$0	\$906,492
DIH	\$2,500	\$0	\$0	\$0	\$0	\$0	\$0	\$2,500
DS	\$2,010	\$0	\$0	\$0	\$0	\$0	\$0	\$2,010
Totals:	\$4,510	\$906,492	\$0	\$0	\$0	\$0	\$0	\$911,002
CONSTRUCTION - MANAGED BY FDOT								
HSP	\$0	\$0	\$0	\$1,265,471	\$0	\$0	\$0	\$1,265,471
DIH	\$0	\$0	\$0	\$23,685	\$0	\$0	\$0	\$23,685
Totals:	\$0	\$0	\$0	\$1,289,156	\$0	\$0	\$0	\$1,289,156
Item 437640 1 Totals:	\$4,510	\$906,492	\$0	\$1,289,156	\$0	\$0	\$0	\$2,200,158

<u>Item Number:</u> 434848 2		<u>Description:</u> US 41 AT GIBSONTON DRIVE					<u>L RTP:</u> Minimize congestion, p. 163		
		<u>Extra Description:</u> REBUILD EXISTING TRAFFIC SIGNAL WITH MAST ARM SIGNAL							
<u>Type of Work:</u> TRAFFIC SIGNAL UPDATE									
<u>Project Length:</u> 0.2									*NON-SIS*
Fund	<2018	2018	2019	2020	2021	2022	>2022	All Years	
PRELIMINARY ENGINEERING - MANAGED BY FDOT									
DS	\$0	\$140,320	\$0	\$0	\$0	\$0	\$0	\$140,320	
DIH	\$1,000	\$0	\$0	\$0	\$0	\$0	\$0	\$1,000	
Totals:	\$1,000	\$140,320	\$0	\$0	\$0	\$0	\$0	\$141,320	
RIGHT OF WAY - MANAGED BY FDOT									
DIH	\$0	\$40,000	\$0	\$0	\$0	\$0	\$0	\$40,000	
DS	\$0	\$361,000	\$0	\$0	\$0	\$0	\$0	\$361,000	
Totals:	\$0	\$401,000	\$0	\$0	\$0	\$0	\$0	\$401,000	
CONSTRUCTION - MANAGED BY FDOT									
DS	\$0	\$0	\$0	\$0	\$407,665	\$0	\$0	\$407,665	
DIH	\$0	\$0	\$0	\$0	\$5,661	\$0	\$0	\$5,661	
Totals:	\$0	\$0	\$0	\$0	\$413,326	\$0	\$0	\$413,326	
Item 434848 2 Totals:	\$1,000	\$541,320	\$0	\$0	\$413,326	\$0	\$0	\$955,646	

Item Number: **440749 1** Description: US 41 @ CSX GRADE SEPARATION SOUTH OF CAUSEWAY BLVD LRTP: Minimize congestion, p. 163
 Extra Description:
 Type of Work: RAIL CAPACITY PROJECT
 Project Length: 0.5 ***SIS***

Fund	<2018	2018	2019	2020	2021	2022	>2022	All Years
P D & E - MANAGED BY FDOT								
DIH	\$1,000	\$0	\$0	\$0	\$0	\$0	\$0	\$1,000
DIS	\$0	\$1,500,000	\$0	\$0	\$0	\$0	\$0	\$1,500,000
Totals:	\$1,000	\$1,500,000	\$0	\$0	\$0	\$0	\$0	\$1,501,000
PRELIMINARY ENGINEERING - MANAGED BY FDOT								
DIH	\$0	\$0	\$1,000	\$0	\$0	\$0	\$0	\$1,000
DIS	\$0	\$0	\$0	\$5,370,000	\$0	\$0	\$0	\$5,370,000
Totals:	\$0	\$0	\$1,000	\$5,370,000	\$0	\$0	\$0	\$5,371,000
RIGHT OF WAY - MANAGED BY FDOT								
DIH	\$0	\$0	\$0	\$0	\$0	\$1,000	\$0	\$1,000
DIS	\$0	\$0	\$0	\$0	\$0	\$15,000,000	\$0	\$15,000,000
Totals:	\$0	\$0	\$0	\$0	\$0	\$15,001,000	\$0	\$15,001,000
CONSTRUCTION - MANAGED BY FDOT								
ACNP	\$0	\$0	\$0	\$0	\$0	\$0	\$64,428,228	\$64,428,228
Totals:	\$0	\$0	\$0	\$0	\$0	\$0	\$64,428,228	\$64,428,228
Item 440749 1 Totals:	\$1,000	\$1,500,000	\$1,000	\$5,370,000	\$0	\$15,001,000	\$64,428,228	\$86,301,228

Item Number: **434029 1** Description: US 41 GIBSONTON FROM N OF OLD US 41A TO S OF ARCHIE CREEK L RTP: Crash reduction, p. 164
 Extra Description: NGCN:624797 CSX TO REPLACE EXISTING CROSSING WITH A PLATFORM CROSSING (TUB)
 Type of Work: RAILROAD CROSSING
 Project Length: 0.09 *NON-SIS*

Fund	<2018	2018	2019	2020	2021	2022	>2022	All Years
PRELIMINARY ENGINEERING - MANAGED BY FDOT								
DDR	\$163,168	\$0	\$0	\$0	\$0	\$0	\$0	\$163,168
DIH	\$6,000	\$0	\$0	\$0	\$0	\$0	\$0	\$6,000
DS	\$2,420	\$0	\$0	\$0	\$0	\$0	\$0	\$2,420
Totals:	\$171,588	\$0	\$0	\$0	\$0	\$0	\$0	\$171,588
RAILROAD & UTILITIES - MANAGED BY FDOT								
DDR	\$370,000	\$0	\$0	\$0	\$0	\$0	\$0	\$370,000
Totals:	\$370,000	\$0	\$0	\$0	\$0	\$0	\$0	\$370,000
CONSTRUCTION - MANAGED BY FDOT								
DDR	\$0	\$213,662	\$0	\$0	\$0	\$0	\$0	\$213,662
DIH	\$0	\$15,559	\$0	\$0	\$0	\$0	\$0	\$15,559
Totals:	\$0	\$229,221	\$0	\$0	\$0	\$0	\$0	\$229,221
Item 434029 1 Totals:	\$541,588	\$229,221	\$0	\$0	\$0	\$0	\$0	\$770,809

Item Number: **434848 1** Description: US 41/SR 45 FROM N OF BULLFROG CREEK TO DENVER ST L RTP: System preservation, p. 161
Amended Extra Description: 4 LANES
 Type of Work: RESURFACING
 Project Length: 5.176 *SIS*

Fund	<2018	2018	2019	2020	2021	2022	>2022	All Years
PRELIMINARY ENGINEERING - MANAGED BY FDOT								
ACSA	\$754,609	\$0	\$0	\$0	\$0	\$0	\$0	\$754,609
DDR	\$599	\$0	\$0	\$0	\$0	\$0	\$0	\$599
Deleted DS	\$33,024	\$0	\$0	\$0	\$0	\$0	\$0	\$33,024
Modified DIH	\$40,113	\$220	\$0	\$0	\$0	\$0	\$0	\$40,333
Modified DS	\$744,118	\$0	\$0	\$0	\$0	\$0	\$0	\$744,118
HSP	\$25,846	\$0	\$0	\$0	\$0	\$0	\$0	\$25,846
ACSU	\$802,391	\$0	\$0	\$0	\$0	\$0	\$0	\$802,391
Totals:	\$2,367,676	\$220	\$0	\$0	\$0	\$0	\$0	\$2,367,896
CONSTRUCTION - MANAGED BY FDOT								
HSP	\$0	\$2,394,438	\$0	\$0	\$0	\$0	\$0	\$2,394,438
DS	\$925	\$98,454	\$0	\$0	\$0	\$0	\$0	\$99,379
DDR	\$0	\$1,596,899	\$0	\$0	\$0	\$0	\$0	\$1,596,899
SA	\$0	\$4,557,641	\$0	\$0	\$0	\$0	\$0	\$4,557,641
NHRE	\$0	\$2,434,174	\$0	\$0	\$0	\$0	\$0	\$2,434,174
Totals:	\$925	\$11,081,606	\$0	\$0	\$0	\$0	\$0	\$11,082,531
ENVIRONMENTAL - MANAGED BY FDOT								
Modified DDR	\$0	\$30,000	\$0	\$0	\$0	\$0	\$0	\$30,000
Totals:	\$0	\$30,000	\$0	\$0	\$0	\$0	\$0	\$30,000
RAILROAD & UTILITIES - MANAGED BY FDOT								
DS	\$15,000	\$0	\$0	\$0	\$0	\$0	\$0	\$15,000
Totals:	\$15,000	\$0	\$0	\$0	\$0	\$0	\$0	\$15,000
Item 434848 1 Totals:	\$2,383,601	\$11,111,826	\$0	\$0	\$0	\$0	\$0	\$13,495,427

Item Number: **439038 1** Description: US 41/SR 45/50TH ST FROM DENVER ST TO N OF S 30TH AVE L RTP: Crash reduction, p. 164
 Extra Description: CONSTRUCT 5' TO 6' SIDEWALK
 Type of Work: SIDEWALK
 Project Length: 0.879 *SIS*

Fund	<2018	2018	2019	2020	2021	2022	>2022	All Years
PRELIMINARY ENGINEERING - MANAGED BY FDOT								
DIH	\$90,711	\$0	\$0	\$0	\$0	\$0	\$0	\$90,711
DS	\$25,422	\$0	\$0	\$0	\$0	\$0	\$0	\$25,422
Totals:	\$116,133	\$0	\$0	\$0	\$0	\$0	\$0	\$116,133
RAILROAD & UTILITIES - MANAGED BY FDOT								
DDR	\$290,795	\$0	\$0	\$0	\$0	\$0	\$0	\$290,795
Totals:	\$290,795	\$0	\$0	\$0	\$0	\$0	\$0	\$290,795
CONSTRUCTION - MANAGED BY FDOT								
HSP	\$0	\$1,071,386	\$0	\$0	\$0	\$0	\$0	\$1,071,386
DS	\$179	\$0	\$0	\$0	\$0	\$0	\$0	\$179
Totals:	\$179	\$1,071,386	\$0	\$0	\$0	\$0	\$0	\$1,071,565
ENVIRONMENTAL - MANAGED BY FDOT								
DDR	\$19,614	\$0	\$0	\$0	\$0	\$0	\$0	\$19,614
Totals:	\$19,614	\$0	\$0	\$0	\$0	\$0	\$0	\$19,614
Item 439038 1 Totals:	\$426,721	\$1,071,386	\$0	\$0	\$0	\$0	\$0	\$1,498,107

Item Number: **437535 1** Description: US 41/SR 45/NEBRASKA AVE AT E TWIGGS ST L RTP: Minimize congestion, p. 163
 Extra Description: UPDATE SIGNALS AND ADD SIGNAL POLES
 Type of Work: TRAFFIC SIGNAL UPDATE
 Project Length: 0.02 *NON-SIS*

Fund	<2018	2018	2019	2020	2021	2022	>2022	All Years
PRELIMINARY ENGINEERING - MANAGED BY FDOT								
DS	\$0	\$242,494	\$0	\$0	\$0	\$0	\$0	\$242,494
DIH	\$0	\$1,000	\$0	\$0	\$0	\$0	\$0	\$1,000
Totals:	\$0	\$243,494	\$0	\$0	\$0	\$0	\$0	\$243,494
CONSTRUCTION - MANAGED BY FDOT								
DS	\$0	\$0	\$0	\$0	\$478,918	\$0	\$0	\$478,918
DIH	\$0	\$0	\$0	\$0	\$6,660	\$0	\$0	\$6,660
Totals:	\$0	\$0	\$0	\$0	\$485,578	\$0	\$0	\$485,578
Item 437535 1 Totals:	\$0	\$243,494	\$0	\$0	\$485,578	\$0	\$0	\$729,072

Item Number: **436420 1** Description: US 92/SR 39/SR 600 FROM W OF N MOBLEY ST TO N HOWARD ST L RTP: System preservation, p. 161
 Extra Description: 2 LANES
 Type of Work: RESURFACING
 Project Length: 0.912 *NON-SIS*

Fund	<2018	2018	2019	2020	2021	2022	>2022	All Years
PRELIMINARY ENGINEERING - MANAGED BY FDOT								
SA	\$78,807	\$0	\$0	\$0	\$0	\$0	\$0	\$78,807
DS	\$15,962	\$0	\$0	\$0	\$0	\$0	\$0	\$15,962
DIH	\$31,318	\$0	\$0	\$0	\$0	\$0	\$0	\$31,318
DS	\$172,843	\$0	\$0	\$0	\$0	\$0	\$0	\$172,843
ACSU	\$289,758	\$0	\$0	\$0	\$0	\$0	\$0	\$289,758
Totals:	\$588,688	\$0	\$0	\$0	\$0	\$0	\$0	\$588,688
CONSTRUCTION - MANAGED BY FDOT								
DS	\$0	\$192,441	\$0	\$0	\$0	\$0	\$0	\$192,441
SA	\$0	\$764,622	\$0	\$0	\$0	\$0	\$0	\$764,622
Totals:	\$0	\$957,063	\$0	\$0	\$0	\$0	\$0	\$957,063
ENVIRONMENTAL - MANAGED BY FDOT								
DS	\$0	\$50,000	\$0	\$0	\$0	\$0	\$0	\$50,000
Totals:	\$0	\$50,000	\$0	\$0	\$0	\$0	\$0	\$50,000
Item 436420 1 Totals:	\$588,688	\$1,007,063	\$0	\$0	\$0	\$0	\$0	\$1,595,751

Item Number: **436242 1** Description: US 92/SR 600 AT INTERBAY BLVD L RTP: Minimize congestion, p. 163
 Extra Description: REBUILD EXISTING BOX SPAN-WIRE TO MAST ARM
 Type of Work: TRAFFIC SIGNAL UPDATE
 Project Length: 0.1 ***SIS***

Fund	<2018	2018	2019	2020	2021	2022	>2022	All Years
PRELIMINARY ENGINEERING - MANAGED BY FDOT								
DDR	\$293	\$0	\$0	\$0	\$0	\$0	\$0	\$293
DIH	\$10,809	\$0	\$0	\$0	\$0	\$0	\$0	\$10,809
DS	\$6,219	\$0	\$0	\$0	\$0	\$0	\$0	\$6,219
Totals:	\$17,321	\$0	\$0	\$0	\$0	\$0	\$0	\$17,321
ENVIRONMENTAL - MANAGED BY FDOT								
DS	\$0	\$20,000	\$0	\$0	\$0	\$0	\$0	\$20,000
Totals:	\$0	\$20,000	\$0	\$0	\$0	\$0	\$0	\$20,000
Item 436242 1 Totals:	\$17,321	\$20,000	\$0	\$0	\$0	\$0	\$0	\$37,321

Item Number: **439662 1** Description: US 92/SR 600 EB FROM OVER OLD TAMPA BAY TO BR# 100300 L RTP: System Preservation, p. 161
 Extra Description: METHACRYLATE MONOMER APPLICATION ON BRIDGE DECK
 Type of Work: BRIDGE-REPAIR/REHABILITATION
 Project Length: 2.802 ***SIS***

Fund	<2018	2018	2019	2020	2021	2022	>2022	All Years
PRELIMINARY ENGINEERING - MANAGED BY FDOT								
BRRP	\$84,725	\$0	\$0	\$0	\$0	\$0	\$0	\$84,725
DIH	\$1,000	\$0	\$0	\$0	\$0	\$0	\$0	\$1,000
DS	\$342	\$0	\$0	\$0	\$0	\$0	\$0	\$342
Totals:	\$86,067	\$0	\$0	\$0	\$0	\$0	\$0	\$86,067
CONSTRUCTION - MANAGED BY FDOT								
BRRP	\$0	\$1,817,270	\$0	\$0	\$0	\$0	\$0	\$1,817,270
DIH	\$0	\$30,512	\$0	\$0	\$0	\$0	\$0	\$30,512
Totals:	\$0	\$1,847,782	\$0	\$0	\$0	\$0	\$0	\$1,847,782
Item 439662 1 Totals:	\$86,067	\$1,847,782	\$0	\$0	\$0	\$0	\$0	\$1,933,849

Item Number: **436494 1** Description: US 92/SR 600/DALE MABRY FROM S OF W MCKAY AVE TO S OF W CLEVELAND ST L RTP: System preservation, p. 161
 Extra Description: 4 LANES
 Type of Work: RESURFACING
 Project Length: 0.457 *NON-SIS*

Fund	<2018	2018	2019	2020	2021	2022	>2022	All Years
PRELIMINARY ENGINEERING - MANAGED BY FDOT								
DS	\$15,191	\$0	\$0	\$0	\$0	\$0	\$0	\$15,191
DDR	\$555,327	\$0	\$0	\$0	\$0	\$0	\$0	\$555,327
DIH	\$38,746	\$0	\$0	\$0	\$0	\$0	\$0	\$38,746
Totals:	\$609,264	\$0	\$0	\$0	\$0	\$0	\$0	\$609,264
RIGHT OF WAY - MANAGED BY FDOT								
DIH	\$80,000	\$0	\$0	\$0	\$0	\$0	\$0	\$80,000
DDR	\$677,000	\$0	\$0	\$0	\$0	\$0	\$0	\$677,000
Totals:	\$757,000	\$0	\$0	\$0	\$0	\$0	\$0	\$757,000
CONSTRUCTION - MANAGED BY FDOT								
DDR	\$0	\$0	\$1,602,832	\$0	\$0	\$0	\$0	\$1,602,832
DIH	\$0	\$0	\$27,318	\$0	\$0	\$0	\$0	\$27,318
Totals:	\$0	\$0	\$1,630,150	\$0	\$0	\$0	\$0	\$1,630,150
ENVIRONMENTAL - MANAGED BY FDOT								
DS	\$0	\$20,000	\$0	\$0	\$0	\$0	\$0	\$20,000
Totals:	\$0	\$20,000	\$0	\$0	\$0	\$0	\$0	\$20,000
Item 436494 1 Totals:	\$1,366,264	\$20,000	\$1,630,150	\$0	\$0	\$0	\$0	\$3,016,414

Item Number: **436245 1** Description: US 92/SR 600/S DALE MABRY AT EL PRADO BLVD AND INTERBAY BLVD L RTP: Minimize congestion, p. 163
 Extra Description: REBUILD EXISTING BOX SPAN-WIRE TO MAST ARM
 Type of Work: TRAFFIC SIGNAL UPDATE
 Project Length: 0.2 ***SIS***

Fund	<2018	2018	2019	2020	2021	2022	>2022	All Years
PRELIMINARY ENGINEERING - MANAGED BY FDOT								
DIH	\$15,999	\$0	\$0	\$0	\$0	\$0	\$0	\$15,999
DS	\$150,657	\$0	\$0	\$0	\$0	\$0	\$0	\$150,657
Totals:	\$166,656	\$0	\$0	\$0	\$0	\$0	\$0	\$166,656
RIGHT OF WAY - MANAGED BY FDOT								
DS	\$0	\$0	\$0	\$321,519	\$0	\$0	\$0	\$321,519
DIH	\$0	\$0	\$0	\$100,000	\$0	\$0	\$0	\$100,000
DDR	\$0	\$0	\$0	\$851,381	\$0	\$0	\$0	\$851,381
Totals:	\$0	\$0	\$0	\$1,272,900	\$0	\$0	\$0	\$1,272,900
ENVIRONMENTAL - MANAGED BY FDOT								
DS	\$0	\$0	\$0	\$20,000	\$0	\$0	\$0	\$20,000
Totals:	\$0	\$0	\$0	\$20,000	\$0	\$0	\$0	\$20,000
Item 436245 1 Totals:	\$166,656	\$0	\$0	\$1,292,900	\$0	\$0	\$0	\$1,459,556

Item Number: **437249 1** Description: US 92/SR 600/S DALE MABRY HWY FR NEPTUNE STREET TO HENDERSON BLVD L RTP: Minimize congestion, p. 163
 Extra Description: CONSTRUCT BOX CULVERT
 Type of Work: DRAINAGE IMPROVEMENTS
 Project Length: 0.251 *NON-SIS*

Fund	<2018	2018	2019	2020	2021	2022	>2022	All Years
PRELIMINARY ENGINEERING - MANAGED BY FDOT								
DDR	\$0	\$0	\$0	\$628,712	\$0	\$0	\$0	\$628,712
DIH	\$0	\$0	\$0	\$1,000	\$0	\$0	\$0	\$1,000
Totals:	\$0	\$0	\$0	\$629,712	\$0	\$0	\$0	\$629,712
CONSTRUCTION - MANAGED BY FDOT								
DDR	\$0	\$0	\$0	\$0	\$0	\$3,550,423	\$0	\$3,550,423
DIH	\$0	\$0	\$0	\$0	\$0	\$87,845	\$0	\$87,845
DS	\$0	\$0	\$0	\$0	\$0	\$2,774,459	\$0	\$2,774,459
Totals:	\$0	\$0	\$0	\$0	\$0	\$6,412,727	\$0	\$6,412,727
Item 437249 1 Totals:	\$0	\$0	\$0	\$629,712	\$0	\$6,412,727	\$0	\$7,042,439

Item Number: **437513 1** Description: US 92/SR 600/W GANDY BLVD FR E END OF GANDY BRIDGE TO W OF S BRIDGE ST L RTP: System preservation, p. 161
 Extra Description: 4 LANES
 Type of Work: RESURFACING
 Project Length: 0.61 *SIS*

Fund	<2018	2018	2019	2020	2021	2022	>2022	All Years
PRELIMINARY ENGINEERING - MANAGED BY FDOT								
DIH	\$12,456	\$0	\$0	\$0	\$0	\$0	\$0	\$12,456
DS	\$17,524	\$0	\$0	\$0	\$0	\$0	\$0	\$17,524
DDR	\$250,000	\$0	\$0	\$0	\$0	\$0	\$0	\$250,000
Totals:	\$279,980	\$0	\$0	\$0	\$0	\$0	\$0	\$279,980
CONSTRUCTION - MANAGED BY FDOT								
DS	\$205	\$0	\$0	\$0	\$0	\$0	\$0	\$205
SA	\$0	\$0	\$703,885	\$0	\$0	\$0	\$0	\$703,885
NHRE	\$0	\$0	\$291,119	\$0	\$0	\$0	\$0	\$291,119
Totals:	\$205	\$0	\$995,004	\$0	\$0	\$0	\$0	\$995,209
Item 437513 1 Totals:	\$280,185	\$0	\$995,004	\$0	\$0	\$0	\$0	\$1,275,189

Item Number: **432584 1** Description: US 92/SR600/HILLS AV FROM E OF N CENTRAL AVE TO W OF SR 583/N 56TH ST L RTP: System Preservation, p. 161
Amended Extra Description: 6 LANES
 Type of Work: RESURFACING
 Project Length: 3.717 *NON-SIS*

Fund	<2018	2018	2019	2020	2021	2022	>2022	All Years
PRELIMINARY ENGINEERING - MANAGED BY FDOT								
DDR	\$924,917	\$0	\$0	\$0	\$0	\$0	\$0	\$924,917
Modified DIH	\$43,460	\$752	\$0	\$0	\$0	\$0	\$0	\$44,212
Modified DS	\$815,195	\$0	\$0	\$0	\$0	\$0	\$0	\$815,195
Totals:	\$1,783,572	\$752	\$0	\$0	\$0	\$0	\$0	\$1,784,324
CONSTRUCTION - MANAGED BY FDOT								
Modified DDR	\$0	\$0	\$2,709,961	\$0	\$0	\$0	\$0	\$2,709,961
Added SA	\$0	\$0	\$82,721	\$0	\$0	\$0	\$0	\$82,721
Added DS	\$0	\$0	\$3,245,948	\$0	\$0	\$0	\$0	\$3,245,948
Totals:	\$0	\$0	\$6,038,630	\$0	\$0	\$0	\$0	\$6,038,630
ENVIRONMENTAL - MANAGED BY FDOT								
DS	\$0	\$50,000	\$0	\$0	\$0	\$0	\$0	\$50,000
Modified DDR	\$0	\$50,000	\$0	\$0	\$0	\$0	\$0	\$50,000
Totals:	\$0	\$100,000	\$0	\$0	\$0	\$0	\$0	\$100,000
Item 432584 1 Totals:	\$1,783,572	\$100,752	\$6,038,630	\$0	\$0	\$0	\$0	\$7,922,954

Item Number: **432584 2** Description: US 92/SR600/HILLS AVE FROM NEBRASKA AVE TO N 15TH ST L RTP: Vulnerability reduction, p. 164
 Extra Description: UPSIZE STORMSEWERS AND ADD ADDITIONAL INLETS
 Type of Work: DRAINAGE IMPROVEMENTS
 Project Length: 0.568 *NON-SIS*

Fund	<2018	2018	2019	2020	2021	2022	>2022	All Years
PRELIMINARY ENGINEERING - MANAGED BY FDOT								
DDR	\$425,000	\$0	\$0	\$0	\$0	\$0	\$0	\$425,000
DIH	\$6,999	\$0	\$0	\$0	\$0	\$0	\$0	\$6,999
DS	\$5,798	\$0	\$0	\$0	\$0	\$0	\$0	\$5,798
Totals:	\$437,797	\$0	\$0	\$0	\$0	\$0	\$0	\$437,797
CONSTRUCTION - MANAGED BY FDOT								
DIH	\$0	\$0	\$25,872	\$0	\$0	\$0	\$0	\$25,872
DDR	\$0	\$0	\$1,383,314	\$0	\$0	\$0	\$0	\$1,383,314
Totals:	\$0	\$0	\$1,409,186	\$0	\$0	\$0	\$0	\$1,409,186
ENVIRONMENTAL - MANAGED BY FDOT								
DDR	\$36,919	\$0	\$0	\$0	\$0	\$0	\$0	\$36,919
Totals:	\$36,919	\$0	\$0	\$0	\$0	\$0	\$0	\$36,919
Item 432584 2 Totals:	\$474,716	\$0	\$1,409,186	\$0	\$0	\$0	\$0	\$1,883,902

Item Number: **434730 1** Description: USB 41/SR 685 FROM N OF LINEBAUGH AVE TO N OF FLETCHER AVE L RTP: System preservation, p. 161
 Extra Description: 4 LANES
 Type of Work: RESURFACING
 Project Length: 2.032 *NON-SIS*

Fund	<2018	2018	2019	2020	2021	2022	>2022	All Years
PRELIMINARY ENGINEERING - MANAGED BY FDOT								
DDR	\$148	\$0	\$0	\$0	\$0	\$0	\$0	\$148
DIH	\$32,715	\$0	\$0	\$0	\$0	\$0	\$0	\$32,715
DS	\$30,601	\$0	\$0	\$0	\$0	\$0	\$0	\$30,601
DS	\$100,270	\$0	\$0	\$0	\$0	\$0	\$0	\$100,270
SU	\$963,913	\$0	\$0	\$0	\$0	\$0	\$0	\$963,913
Totals:	\$1,127,647	\$0	\$0	\$0	\$0	\$0	\$0	\$1,127,647
CONSTRUCTION - MANAGED BY FDOT								
DDR	\$0	\$122,592	\$0	\$0	\$0	\$0	\$0	\$122,592
SA	\$0	\$3,352,008	\$0	\$0	\$0	\$0	\$0	\$3,352,008
ACSU	\$0	\$264,196	\$0	\$0	\$0	\$0	\$0	\$264,196
Totals:	\$0	\$3,738,796	\$0	\$0	\$0	\$0	\$0	\$3,738,796
ENVIRONMENTAL - MANAGED BY FDOT								
DDR	\$20,386	\$0	\$0	\$0	\$0	\$0	\$0	\$20,386
Totals:	\$20,386	\$0	\$0	\$0	\$0	\$0	\$0	\$20,386
Item 434730 1 Totals:	\$1,148,033	\$3,738,796	\$0	\$0	\$0	\$0	\$0	\$4,886,829

Item Number: **434729 2** Description: USB 41/SR 685/N FLORIDA AT HILLSBOROUGH RIVER BRIDGE L RTP: System preservation, p. 161
 Extra Description: IMPROVEMENTS TO ADDRESS FUNCTIONAL OBSOLESCENCE
 Type of Work: PRELIMINARY ENGINEERING
 Project Length: 0.03 *NON-SIS*

Fund	<2018	2018	2019	2020	2021	2022	>2022	All Years
PRELIMINARY ENGINEERING - MANAGED BY FDOT								
DS	\$0	\$301,000	\$0	\$0	\$0	\$0	\$0	\$301,000
Modified DIH	\$0	\$1,000	\$0	\$0	\$0	\$0	\$0	\$1,000
Totals:	\$0	\$302,000	\$0	\$0	\$0	\$0	\$0	\$302,000
Item 434729 2 Totals:	\$0	\$302,000	\$0	\$0	\$0	\$0	\$0	\$302,000

Item Number: **436530 1** Description: USB 41/SR 685/N FLORIDA AVE FR S OF E BIRD ST TO N OF W WATERS AVE L RTP: Minimize congestion, p. 163
 Extra Description: CONSTRUCT MID-BLOCK CROSSWALK BETWEEN BIRD ST AND WATERS AVE
 Type of Work: TRAFFIC SIGNAL UPDATE
 Project Length: 0.242 *NON-SIS*

Fund	<2018	2018	2019	2020	2021	2022	>2022	All Years
PRELIMINARY ENGINEERING - MANAGED BY FDOT								
DIH	\$76,643	\$0	\$0	\$0	\$0	\$0	\$0	\$76,643
DS	\$34,312	\$0	\$0	\$0	\$0	\$0	\$0	\$34,312
Totals:	\$110,955	\$0	\$0	\$0	\$0	\$0	\$0	\$110,955
RIGHT OF WAY - MANAGED BY FDOT								
DDR	\$40,000	\$0	\$0	\$0	\$0	\$0	\$0	\$40,000
Totals:	\$40,000	\$0	\$0	\$0	\$0	\$0	\$0	\$40,000
CONSTRUCTION - MANAGED BY FDOT								
HSP	\$0	\$1,266,205	\$0	\$0	\$0	\$0	\$0	\$1,266,205
DIH	\$0	\$16,186	\$0	\$0	\$0	\$0	\$0	\$16,186
DS	\$167	\$0	\$0	\$0	\$0	\$0	\$0	\$167
Totals:	\$167	\$1,282,391	\$0	\$0	\$0	\$0	\$0	\$1,282,558
Item 436530 1 Totals:	\$151,122	\$1,282,391	\$0	\$0	\$0	\$0	\$0	\$1,433,513

TURNPIKE

Item Number: **431950 3** Description: I-4 / SELMON XWAY CONNECTOR, STRUCTURES MAINTENANCE LRTP: System preservation, p. 161
 Extra Description:
 Type of Work: PERIODIC MAINTENANCE
 Project Length: 0 ***SIS***

Fund	<2018	2018	2019	2020	2021	2022	>2022	All Years
CONSTRUCTION - MANAGED BY FDOT								
PKYR	\$181,876	\$89,967	\$89,967	\$86,340	\$86,340	\$86,340	\$345,360	\$966,190
Totals:	\$181,876	\$89,967	\$89,967	\$86,340	\$86,340	\$86,340	\$345,360	\$966,190
Item 431950 3 Totals:	\$181,876	\$89,967	\$89,967	\$86,340	\$86,340	\$86,340	\$345,360	\$966,190

Item Number: **406151 5** Description: THERMOPLASTIC FOR AET 6B VETERANS LRTP: System Preservation, p. 161
Amended Extra Description:
 Type of Work: SIGNING/PAVEMENT MARKINGS
 Project Length: 3.833 ***SIS***

Fund	<2018	2018	2019	2020	2021	2022	>2022	All Years
CONSTRUCTION - MANAGED BY FDOT								
Modified PKYI	\$0	\$4,268	\$0	\$0	\$0	\$0	\$0	\$4,268
Totals:	\$0	\$4,268	\$0	\$0	\$0	\$0	\$0	\$4,268
Item 406151 5 Totals:	\$0	\$4,268	\$0	\$0	\$0	\$0	\$0	\$4,268

Item Number: **429350 2** Description: THERMO FOR VETERANS WIDEN FROM S OF GUNN TO SUGARWOOD PLAZA (MP9-11) LRTP: 116
 Extra Description:
 Type of Work: SIGNING/PAVEMENT MARKINGS
 Project Length: 2.043 ***SIS***

Fund	<2018	2018	2019	2020	2021	2022	>2022	All Years
CONSTRUCTION - MANAGED BY FDOT								
PKYI	\$227,236	\$0	\$0	\$0	\$3,000	\$0	\$0	\$230,236
Totals:	\$227,236	\$0	\$0	\$0	\$3,000	\$0	\$0	\$230,236
Item 429350 2 Totals:	\$227,236	\$0	\$0	\$0	\$3,000	\$0	\$0	\$230,236

Item Number: **429350 5** Description: THERMO FOR VETERANS WIDENING FROM SUGARWOOD PLAZA TO VAN DYKE RD LRTP: 117
 Extra Description:
 Type of Work: SIGNING/PAVEMENT MARKINGS
 Project Length: 3.738 ***SIS***

Fund	<2018	2018	2019	2020	2021	2022	>2022	All Years
CONSTRUCTION - MANAGED BY FDOT								
PKYI	\$0	\$275,624	\$0	\$0	\$0	\$0	\$0	\$275,624
Totals:	\$0	\$275,624	\$0	\$0	\$0	\$0	\$0	\$275,624
Item 429350 5 Totals:	\$0	\$275,624	\$0	\$0	\$0	\$0	\$0	\$275,624

Item Number: **437641 2** Description: US 92/SR 580/HILLSBOROUGH AVE FROM TOWN AND COUNTRY BLVD TO E OF DALE LRTP: Reduce Crashes & Vulnerability, Pg
Amended Extra Description: COMPLETE STREETS IMPROVEMENTS
 Type of Work:
 Project Length: ***SIS***

Fund	<2018	2018	2019	2020	2021	2022	>2022	All Years
PRELIMINARY ENGINEERING - MANAGED BY FDOT								
Added TALU	\$0	\$300,000	\$0	\$0	\$0	\$0	\$0	\$300,000
Totals:	\$0	\$300,000	\$0	\$0	\$0	\$0	\$0	\$300,000
Item 437641 2 Totals:	\$0	\$300,000	\$0	\$0	\$0	\$0	\$0	\$300,000

TRANSPORTATION PLANNING

Item Number: **439336 1** Description: HILLSBOROUGH COUNTY FY 2016/2017-2017/2018 MPO LRTP: p. 179
 Extra Description:
 Type of Work: TRANSPORTATION PLANNING
 Project Length: 0 *NON-SIS*

Fund	<2018	2018	2019	2020	2021	2022	>2022	All Years
PLANNING - RESPONSIBLE AGENCY NOT AVAILABLE								
PL	\$1,393,421	\$1,189,530	\$0	\$0	\$0	\$0	\$0	\$2,582,951
SU	\$980,659	\$204,000	\$0	\$0	\$0	\$0	\$0	\$1,184,659
Totals:	\$2,374,080	\$1,393,530	\$0	\$0	\$0	\$0	\$0	\$3,767,610
Item 439336 1 Totals:	\$2,374,080	\$1,393,530	\$0	\$0	\$0	\$0	\$0	\$3,767,610

Item Number: **439336 2** Description: HILLSBOROUGH COUNTY FY 2018/2019-2019/2020 UPWP LRTP: Pg. 179
 Extra Description:
 Type of Work: TRANSPORTATION PLANNING
 Project Length: 0 *NON-SIS*

Fund	<2018	2018	2019	2020	2021	2022	>2022	All Years
PLANNING - RESPONSIBLE AGENCY NOT AVAILABLE								
PL	\$0	\$0	\$1,223,428	\$1,260,967	\$0	\$0	\$0	\$2,484,395
SU	\$0	\$0	\$400,000	\$400,000	\$0	\$0	\$0	\$800,000
Totals:	\$0	\$0	\$1,623,428	\$1,660,967	\$0	\$0	\$0	\$3,284,395
Item 439336 2 Totals:	\$0	\$0	\$1,623,428	\$1,660,967	\$0	\$0	\$0	\$3,284,395

Item Number: **439336 3** Description: HILLSBOROUGH COUNTY FY 2020/2021-2021/2022 UPWP L RTP: Pg. 179
 Extra Description:
 Type of Work: TRANSPORTATION PLANNING
 Project Length: 0 *NON-SIS*

Fund	<2018	2018	2019	2020	2021	2022	>2022	All Years
PLANNING - RESPONSIBLE AGENCY NOT AVAILABLE								
PL	\$0	\$0	\$0	\$0	\$1,260,967	\$1,260,967	\$0	\$2,521,934
SU	\$0	\$0	\$0	\$0	\$400,000	\$400,000	\$0	\$800,000
Totals:	\$0	\$0	\$0	\$0	\$1,660,967	\$1,660,967	\$0	\$3,321,934
Item 439336 3 Totals:	\$0	\$0	\$0	\$0	\$1,660,967	\$1,660,967	\$0	\$3,321,934

Item Number: **438747 1** Description: HILLSBOROUGH PLANNING MODEL STUDIES L RTP: Fig. 5-6
 Extra Description: CONDUCT SURVEYS TO UPDATE PLANNING MODELS/DATA
 Type of Work: PLANNING MODELS/DATA UPDATE
 Project Length: 0 *NON-SIS*

Fund	<2018	2018	2019	2020	2021	2022	>2022	All Years
PLANNING - MANAGED BY FDOT								
SU	\$196,000	\$196,000	\$0	\$0	\$0	\$0	\$0	\$392,000
DU	\$336,212	\$214,954	\$0	\$0	\$0	\$0	\$0	\$551,166
D	\$196,000	\$196,000	\$196,000	\$196,000	\$196,000	\$0	\$0	\$980,000
Totals:	\$728,212	\$606,954	\$196,000	\$196,000	\$196,000	\$0	\$0	\$1,923,166
Item 438747 1 Totals:	\$728,212	\$606,954	\$196,000	\$196,000	\$196,000	\$0	\$0	\$1,923,166

Item Number: **440469 1** Description: MPO REGIONAL COORDINATION STRUCTURE RESEARCH AND BEST PRACTICES L RTP: Fig. 5-6
 Extra Description: REGIONAL STUDY OF MPOS TO BE DONE BY LOCAL AGENCY
 Type of Work: TRANSPORTATION PLANNING
 Project Length: 0 *NON-SIS*

Fund	<2018	2018	2019	2020	2021	2022	>2022	All Years
PLANNING - RESPONSIBLE AGENCY NOT AVAILABLE								
DS	\$0	\$300,000	\$0	\$0	\$0	\$0	\$0	\$300,000
Totals:	\$0	\$300,000	\$0	\$0	\$0	\$0	\$0	\$300,000
Item 440469 1 Totals:	\$0	\$300,000	\$0	\$0	\$0	\$0	\$0	\$300,000

Item Number: 443253 1		Description: RESILIENCE & DURABILITY PILOT PROJECT - TAMPA BAY TMA					LRTP: Vulnerability reduction, p. 164		
Amended		Extra Description:							
Type of Work: PLANNING									
Project Length:		*NON-SIS*							
Fund	<2018	2018	2019	2020	2021	2022	>2022	All Years	
PLANNING - Managed by Hillsborough MPO									
Added	TSM	\$0	\$250,000	\$0	\$0	\$0	\$0	\$250,000	
Totals:		\$0	\$250,000	\$0	\$0	\$0	\$0	\$250,000	
Item 443253 1 Totals:		\$0	\$250,000	\$0	\$0	\$0	\$0	\$250,000	

MAINTENANCE

Item Number: **407035 2** Description: ASSET MAINTENANCE TRAFFIC OPS INTERSTATE LRTP: System preservation, p. 161
 Extra Description:
 Type of Work: ROUTINE MAINTENANCE
 Project Length: 0 *NON-SIS*

Fund	<2018	2018	2019	2020	2021	2022	>2022	All Years
BRDG/RDWY/CONTRACT MAINT - MANAGED BY FDOT								
D	\$415,944	\$5,000	\$5,000	\$5,000	\$5,000	\$5,000	\$0	\$440,944
Totals:	\$415,944	\$5,000	\$5,000	\$5,000	\$5,000	\$5,000	\$0	\$440,944
Item 407035 2 Totals:	\$415,944	\$5,000	\$5,000	\$5,000	\$5,000	\$5,000	\$0	\$440,944

Item Number: **436729 6** Description: HIGHWAY LIGHTING - VETERANS XWAY(SR589) AND VETERANS XWAY SPUR(SR568) LRTP: System preservation, p. 161
 Extra Description:
 Type of Work: LIGHTING
 Project Length: 0 *NON-SIS*

Fund	<2018	2018	2019	2020	2021	2022	>2022	All Years
RAILROAD & UTILITIES - MANAGED BY FDOT								
PKM1	\$142,442	\$0	\$0	\$0	\$0	\$0	\$0	\$142,442
Totals:	\$142,442	\$0	\$0	\$0	\$0	\$0	\$0	\$142,442
BRDG/RDWY/CONTRACT MAINT - MANAGED BY FDOT								
PKM1	\$100,000	\$100,000	\$100,000	\$100,000	\$100,000	\$100,000	\$0	\$600,000
Totals:	\$100,000	\$100,000	\$100,000	\$100,000	\$100,000	\$100,000	\$0	\$600,000
Item 436729 6 Totals:	\$242,442	\$100,000	\$100,000	\$100,000	\$100,000	\$100,000	\$0	\$742,442

Item Number: **407035 1** Description: HILLSBORO CO (10) ASSET MANAGEMENT CONTRACT L RTP: System preservation, p. 161
 Extra Description: I-275 & I-4
 Type of Work: ROUTINE MAINTENANCE
 Project Length: 0 *NON-SIS*

Fund	<2018	2018	2019	2020	2021	2022	>2022	All Years
BRDG/RDWY/CONTRACT MAINT - MANAGED BY FDOT								
D	\$49,929,491	\$4,263,030	\$3,110,612	\$5,250,000	\$5,250,000	\$5,250,000	\$0	\$73,053,133
Totals:	\$49,929,491	\$4,263,030	\$3,110,612	\$5,250,000	\$5,250,000	\$5,250,000	\$0	\$73,053,133
Item 407035 1 Totals:	\$49,929,491	\$4,263,030	\$3,110,612	\$5,250,000	\$5,250,000	\$5,250,000	\$0	\$73,053,133

Item Number: **414229 1** Description: HILLSBORO COUNTY YOUTH PROGRAM CONTRACT L RTP: System preservation, p. 161
 Extra Description:
 Type of Work: ROUTINE MAINTENANCE
 Project Length: 0 *NON-SIS*

Fund	<2018	2018	2019	2020	2021	2022	>2022	All Years
BRDG/RDWY/CONTRACT MAINT - MANAGED BY FDOT								
D	\$2,455,002	\$250,000	\$200,000	\$200,000	\$200,000	\$200,000	\$0	\$3,505,002
Totals:	\$2,455,002	\$250,000	\$200,000	\$200,000	\$200,000	\$200,000	\$0	\$3,505,002
Item 414229 1 Totals:	\$2,455,002	\$250,000	\$200,000	\$200,000	\$200,000	\$200,000	\$0	\$3,505,002

Item Number: **414230 1** Description: HILLSBORO COUNTY YOUTH WORK MAINTENANCE PROGRAM L RTP: System preservation, p. 161
 Extra Description:
 Type of Work: ROUTINE MAINTENANCE
 Project Length: 0 *NON-SIS*

Fund	<2018	2018	2019	2020	2021	2022	>2022	All Years
BRDG/RDWY/CONTRACT MAINT - MANAGED BY FDOT								
D	\$1,721,886	\$200,000	\$200,000	\$200,000	\$200,000	\$200,000	\$0	\$2,721,886
Totals:	\$1,721,886	\$200,000	\$200,000	\$200,000	\$200,000	\$200,000	\$0	\$2,721,886
Item 414230 1 Totals:	\$1,721,886	\$200,000	\$200,000	\$200,000	\$200,000	\$200,000	\$0	\$2,721,886

Item Number: **400457 1** Description: HILLSBOROUGH CO (10) L RTP: System preservation, p. 161
 Extra Description:
 Type of Work: ROUTINE MAINTENANCE
 Project Length: 0 *NON-SIS*

Fund	<2018	2018	2019	2020	2021	2022	>2022	All Years
BRDG/RDWY/CONTRACT MAINT - MANAGED BY FDOT								
D	\$108,151,738	\$6,770,000	\$6,770,000	\$6,770,000	\$6,770,000	\$6,765,000	\$0	\$141,996,738
Totals:	\$108,151,738	\$6,770,000	\$6,770,000	\$6,770,000	\$6,770,000	\$6,765,000	\$0	\$141,996,738
Item 400457 1 Totals:	\$108,151,738	\$6,770,000	\$6,770,000	\$6,770,000	\$6,770,000	\$6,765,000	\$0	\$141,996,738

Item Number: **401451 1** Description: HILLSBOROUGH CO (10) L RTP: System preservation, p. 161
 Extra Description:
 Type of Work: ROUTINE MAINTENANCE
 Project Length: 0 *SIS*

Fund	<2018	2018	2019	2020	2021	2022	>2022	All Years
BRDG/RDWY/CONTRACT MAINT - MANAGED BY FDOT								
D	\$13,671,906	\$130,000	\$130,000	\$130,000	\$130,000	\$130,000	\$0	\$14,321,906
Totals:	\$13,671,906	\$130,000	\$130,000	\$130,000	\$130,000	\$130,000	\$0	\$14,321,906
Item 401451 1 Totals:	\$13,671,906	\$130,000	\$130,000	\$130,000	\$130,000	\$130,000	\$0	\$14,321,906

Item Number: **400917 1** Description: HILLSBOROUGH CO (10) EAST-WEST X-TOWN L RTP: System preservation, p. 161
 Extra Description:
 Type of Work: ROUTINE MAINTENANCE
 Project Length: 0 *NON-SIS*

Fund	<2018	2018	2019	2020	2021	2022	>2022	All Years
BRDG/RDWY/CONTRACT MAINT - MANAGED BY FDOT								
TM06	\$2,520,724	\$10,000	\$10,000	\$10,000	\$10,000	\$10,000	\$0	\$2,570,724
Totals:	\$2,520,724	\$10,000	\$10,000	\$10,000	\$10,000	\$10,000	\$0	\$2,570,724
Item 400917 1 Totals:	\$2,520,724	\$10,000	\$10,000	\$10,000	\$10,000	\$10,000	\$0	\$2,570,724

Item Number: **431950 1** Description: I-4 / SELMON XWAY CONNECTOR, ROUTINE MAINT. (FACILITIES & COMMUNIC.) L RTP: System preservation, p. 161
 Extra Description:
 Type of Work: ROUTINE MAINTENANCE
 Project Length: 0 ***SIS***

Fund	<2018	2018	2019	2020	2021	2022	>2022	All Years
BRDG/RDWAY/CONTRACT MAINT - MANAGED BY FDOT								
PKM1	\$678,814	\$210,000	\$210,000	\$220,000	\$220,000	\$220,000	\$1,150,000	\$2,908,814
Totals:	\$678,814	\$210,000	\$210,000	\$220,000	\$220,000	\$220,000	\$1,150,000	\$2,908,814
Item 431950 1 Totals:	\$678,814	\$210,000	\$210,000	\$220,000	\$220,000	\$220,000	\$1,150,000	\$2,908,814

Item Number: **431950 2** Description: I-4 / SELMON XWAY CONNECTOR, ROUTINE MAINT. (ROADWAY) L RTP: System preservation, p. 161
 Extra Description:
 Type of Work: ROUTINE MAINTENANCE
 Project Length: 0 ***SIS***

Fund	<2018	2018	2019	2020	2021	2022	>2022	All Years
BRDG/RDWAY/CONTRACT MAINT - MANAGED BY FDOT								
PKM1	\$71,926	\$57,680	\$62,295	\$62,295	\$88,417	\$88,417	\$442,085	\$873,115
Totals:	\$71,926	\$57,680	\$62,295	\$62,295	\$88,417	\$88,417	\$442,085	\$873,115
Item 431950 2 Totals:	\$71,926	\$57,680	\$62,295	\$62,295	\$88,417	\$88,417	\$442,085	\$873,115

Item Number: **431950 3** Description: I-4 / SELMON XWAY CONNECTOR, STRUCTURES MAINTENANCE L RTP: System preservation, p. 161
 Extra Description:
 Type of Work: PERIODIC MAINTENANCE
 Project Length: 0 ***SIS***

Fund	<2018	2018	2019	2020	2021	2022	>2022	All Years
BRDG/RDWAY/CONTRACT MAINT - MANAGED BY FDOT								
PKM1	\$430,813	\$396,245	\$396,245	\$396,245	\$396,245	\$396,245	\$1,981,225	\$4,393,263
Totals:	\$430,813	\$396,245	\$396,245	\$396,245	\$396,245	\$396,245	\$1,981,225	\$4,393,263
Item 431950 3 Totals:	\$430,813	\$396,245	\$396,245	\$396,245	\$396,245	\$396,245	\$1,981,225	\$4,393,263

Item Number: **431950 4** Description: ROAD RANGER SERVICES - I-4 / SELMON XWAY CROSSTOWN CONNECTOR L RTP: System preservation, p. 161
 Extra Description:
 Type of Work: SERVICE PATROL/FHP
 Project Length: 0 *SIS*

Fund	<2018	2018	2019	2020	2021	2022	>2022	All Years
BRDG/RDWAY/CONTRACT MAINT - MANAGED BY FDOT								
PKM1	\$1,724,425	\$429,240	\$429,240	\$429,240	\$429,240	\$429,240	\$2,146,200	\$6,016,825
Totals:	\$1,724,425	\$429,240	\$429,240	\$429,240	\$429,240	\$429,240	\$2,146,200	\$6,016,825
Item 431950 4 Totals:	\$1,724,425	\$429,240	\$429,240	\$429,240	\$429,240	\$429,240	\$2,146,200	\$6,016,825

Item Number: **440422 1** Description: TAMPA DISTRICT HEADQUARTERS OFFICE 2018 RENOVATIONS L RTP: System Preservation, p. 161
 Extra Description:
 Type of Work: FIXED CAPITAL OUTLAY
 Project Length: 0 *NON-SIS*

Fund	<2018	2018	2019	2020	2021	2022	>2022	All Years
BRDG/RDWAY/CONTRACT MAINT - MANAGED BY FDOT								
D	\$0	\$155,000	\$0	\$0	\$0	\$0	\$0	\$155,000
Totals:	\$0	\$155,000	\$0	\$0	\$0	\$0	\$0	\$155,000
Item 440422 1 Totals:	\$0	\$155,000	\$0	\$0	\$0	\$0	\$0	\$155,000

Item Number: **440419 1** Description: TAMPA HEADQUARTERS CAMPUS-ITS/SUNGUIDE BLDG CARPET TILE REPLACEMENT L RTP: System Preservation, p. 161
 Extra Description:
 Type of Work: FIXED CAPITAL OUTLAY
 Project Length: 0 *NON-SIS*

Fund	<2018	2018	2019	2020	2021	2022	>2022	All Years
BRDG/RDWAY/CONTRACT MAINT - MANAGED BY FDOT								
D	\$0	\$50,000	\$0	\$0	\$0	\$0	\$0	\$50,000
Totals:	\$0	\$50,000	\$0	\$0	\$0	\$0	\$0	\$50,000
Item 440419 1 Totals:	\$0	\$50,000	\$0	\$0	\$0	\$0	\$0	\$50,000

Item Number: **408206 3** Description: I-275/I-4 PATROL FROM HWD FRANKLAND BRIDGE TO BUSCH BLVD L RTP: Minimize congestion, p. 163
 Extra Description:
 Type of Work: SERVICE PATROL/FHP
 Project Length: 0 *NON-SIS*

Fund	<2018	2018	2019	2020	2021	2022	>2022	All Years
BRDG/RDWY/CONTRACT MAINT - MANAGED BY FDOT								
D	\$14,548,674	\$1,427,000	\$1,466,956	\$1,505,097	\$1,542,724	\$1,584,378	\$0	\$22,074,829
SPN	\$192,752	\$297,373	\$305,633	\$0	\$0	\$0	\$0	\$795,758
Totals:	\$14,741,426	\$1,724,373	\$1,772,589	\$1,505,097	\$1,542,724	\$1,584,378	\$0	\$22,870,587
Item 408206 3 Totals:	\$14,741,426	\$1,724,373	\$1,772,589	\$1,505,097	\$1,542,724	\$1,584,378	\$0	\$22,870,587

FLP: AVIATION

Item Number: **436801 1** Description: PETER O.KNIGHT AIRPORT - APRON REHABILITATION LRTP: System Preservation, p. 161
 Extra Description:
 Type of Work: AVIATION PRESERVATION PROJECT
 Project Length: 0 *NON-SIS*

Fund	<2018	2018	2019	2020	2021	2022	>2022	All Years
CAPITAL - RESPONSIBLE AGENCY NOT AVAILABLE								
LF	\$0	\$0	\$0	\$87,000	\$0	\$0	\$0	\$87,000
DPTO	\$0	\$0	\$0	\$203,000	\$0	\$0	\$0	\$203,000
Totals:	\$0	\$0	\$0	\$290,000	\$0	\$0	\$0	\$290,000
Item 436801 1 Totals:	\$0	\$0	\$0	\$290,000	\$0	\$0	\$0	\$290,000

Item Number: **436807 1** Description: PETER O.KNIGHT AIRPORT - AWOS REPLACEMENT LRTP: Objective 1.1
 Extra Description:
 Type of Work: AVIATION SAFETY PROJECT
 Project Length: 0 *NON-SIS*

Fund	<2018	2018	2019	2020	2021	2022	>2022	All Years
CAPITAL - RESPONSIBLE AGENCY NOT AVAILABLE								
DPTO	\$0	\$0	\$0	\$197,960	\$0	\$0	\$0	\$197,960
LF	\$0	\$0	\$0	\$84,840	\$0	\$0	\$0	\$84,840
Totals:	\$0	\$0	\$0	\$282,800	\$0	\$0	\$0	\$282,800
Item 436807 1 Totals:	\$0	\$0	\$0	\$282,800	\$0	\$0	\$0	\$282,800

Item Number: **438504 1** Description: PETER O.KNIGHT AIRPORT - HANGAR S REHABILITATION L RTP: Objective 4.3
Extra Description:
 Type of Work: AVIATION REVENUE/OPERATIONAL
 Project Length: 0 *NON-SIS*

Fund	<2018	2018	2019	2020	2021	2022	>2022	All Years
CAPITAL - RESPONSIBLE AGENCY NOT AVAILABLE								
LF	\$0	\$0	\$0	\$0	\$25,200	\$0	\$0	\$25,200
DPTO	\$0	\$0	\$0	\$0	\$100,800	\$0	\$0	\$100,800
Totals:	\$0	\$0	\$0	\$0	\$126,000	\$0	\$0	\$126,000
Item 438504 1 Totals:	\$0	\$0	\$0	\$0	\$126,000	\$0	\$0	\$126,000

Item Number: **436803 1** Description: PETER O.KNIGHT AIRPORT - HANGER B REHABILITATION L RTP: Objective 4.3
Extra Description:
 Type of Work: AVIATION REVENUE/OPERATIONAL
 Project Length: 0 *NON-SIS*

Fund	<2018	2018	2019	2020	2021	2022	>2022	All Years
CAPITAL - RESPONSIBLE AGENCY NOT AVAILABLE								
DPTO	\$0	\$0	\$0	\$127,470	\$0	\$0	\$0	\$127,470
LF	\$0	\$0	\$0	\$54,630	\$0	\$0	\$0	\$54,630
Totals:	\$0	\$0	\$0	\$182,100	\$0	\$0	\$0	\$182,100
Item 436803 1 Totals:	\$0	\$0	\$0	\$182,100	\$0	\$0	\$0	\$182,100

Item Number: **435239 1** Description: PETER O.KNIGHT AIRPORT - REHABILITATE MAINTENANCE FACILITY L RTP: Objective 4.3
Extra Description:
 Type of Work: AVIATION REVENUE/OPERATIONAL
 Project Length: 0 *NON-SIS*

Fund	<2018	2018	2019	2020	2021	2022	>2022	All Years
CAPITAL - RESPONSIBLE AGENCY NOT AVAILABLE								
LF	\$0	\$0	\$60,000	\$0	\$0	\$0	\$0	\$60,000
DPTO	\$0	\$0	\$240,000	\$0	\$0	\$0	\$0	\$240,000
Totals:	\$0	\$0	\$300,000	\$0	\$0	\$0	\$0	\$300,000
Item 435239 1 Totals:	\$0	\$0	\$300,000	\$0	\$0	\$0	\$0	\$300,000

Item Number: **435237 1** Description: PETER O.KNIGHT AIRPORT - REPAIR SEAWALL L RTP: Vulnerability Reduction, p. 164
 Extra Description:
 Type of Work: AVIATION PRESERVATION PROJECT
 Project Length: 0 *NON-SIS*

Fund	<2018	2018	2019	2020	2021	2022	>2022	All Years
CAPITAL - RESPONSIBLE AGENCY NOT AVAILABLE								
DPTO	\$0	\$0	\$696,640	\$0	\$0	\$0	\$0	\$696,640
LF	\$0	\$0	\$174,160	\$0	\$0	\$0	\$0	\$174,160
Totals:	\$0	\$0	\$870,800	\$0	\$0	\$0	\$0	\$870,800
Item 435237 1 Totals:	\$0	\$0	\$870,800	\$0	\$0	\$0	\$0	\$870,800

Item Number: **432979 1** Description: PETER O.KNIGHT AIRPORT - RUNWAY 18/36 REHABILITATION L RTP: System Preservation, p. 161
 Extra Description:
 Type of Work: AVIATION PRESERVATION PROJECT
 Project Length: 0 *NON-SIS*

Fund	<2018	2018	2019	2020	2021	2022	>2022	All Years
CAPITAL - RESPONSIBLE AGENCY NOT AVAILABLE								
DPTO	\$0	\$408,600	\$0	\$0	\$0	\$0	\$0	\$408,600
LF	\$0	\$102,200	\$0	\$0	\$0	\$0	\$0	\$102,200
Totals:	\$0	\$510,800	\$0	\$0	\$0	\$0	\$0	\$510,800
Item 432979 1 Totals:	\$0	\$510,800	\$0	\$0	\$0	\$0	\$0	\$510,800

Item Number: **436805 1** Description: PETER O.KNIGHT AIRPORT - TAXIWAY B REHABILITATION L RTP: System Preservation, p. 161
 Extra Description:
 Type of Work: AVIATION PRESERVATION PROJECT
 Project Length: 0 *NON-SIS*

Fund	<2018	2018	2019	2020	2021	2022	>2022	All Years
CAPITAL - RESPONSIBLE AGENCY NOT AVAILABLE								
DPTO	\$0	\$0	\$0	\$175,000	\$0	\$0	\$0	\$175,000
LF	\$0	\$0	\$0	\$75,000	\$0	\$0	\$0	\$75,000
Totals:	\$0	\$0	\$0	\$250,000	\$0	\$0	\$0	\$250,000
Item 436805 1 Totals:	\$0	\$0	\$0	\$250,000	\$0	\$0	\$0	\$250,000

Item Number: **436806 1** Description: PETER O.KNIGHT AIRPORT - TAXIWAY D REHABILITATION L RTP: System Preservation, p. 161
 Extra Description:
 Type of Work: AVIATION PRESERVATION PROJECT
 Project Length: 0 *NON-SIS*

Fund	<2018	2018	2019	2020	2021	2022	>2022	All Years
CAPITAL - RESPONSIBLE AGENCY NOT AVAILABLE								
DPTO	\$0	\$0	\$0	\$163,800	\$0	\$0	\$0	\$163,800
LF	\$0	\$0	\$0	\$70,200	\$0	\$0	\$0	\$70,200
Totals:	\$0	\$0	\$0	\$234,000	\$0	\$0	\$0	\$234,000
Item 436806 1 Totals:	\$0	\$0	\$0	\$234,000	\$0	\$0	\$0	\$234,000

Item Number: **432980 1** Description: PETER O.KNIGHT AIRPORT - TAXIWAY F REHABILITATION L RTP: System Preservation, p. 161
 Extra Description:
 Type of Work: AVIATION PRESERVATION PROJECT
 Project Length: 0 *NON-SIS*

Fund	<2018	2018	2019	2020	2021	2022	>2022	All Years
CAPITAL - RESPONSIBLE AGENCY NOT AVAILABLE								
LF	\$0	\$56,480	\$0	\$0	\$0	\$0	\$0	\$56,480
DPTO	\$0	\$225,920	\$0	\$0	\$0	\$0	\$0	\$225,920
Totals:	\$0	\$282,400	\$0	\$0	\$0	\$0	\$0	\$282,400
Item 432980 1 Totals:	\$0	\$282,400	\$0	\$0	\$0	\$0	\$0	\$282,400

Item Number: **436804 1** Description: PETER O.KNIGHT AIRPORT - TIE-DOWN AREA E REHABILITATION L RTP: System Preservation, p. 161
 Extra Description:
 Type of Work: AVIATION PRESERVATION PROJECT
 Project Length: 0 *NON-SIS*

Fund	<2018	2018	2019	2020	2021	2022	>2022	All Years
CAPITAL - RESPONSIBLE AGENCY NOT AVAILABLE								
DPTO	\$0	\$0	\$0	\$23,800	\$0	\$0	\$0	\$23,800
LF	\$0	\$0	\$0	\$10,200	\$0	\$0	\$0	\$10,200
Totals:	\$0	\$0	\$0	\$34,000	\$0	\$0	\$0	\$34,000
Item 436804 1 Totals:	\$0	\$0	\$0	\$34,000	\$0	\$0	\$0	\$34,000

Item Number: **436812 1** Description: PLANT CITY AIRPORT - APRON REHABILITATION L RTP: System Preservation, p. 161
 Extra Description:
 Type of Work: AVIATION PRESERVATION PROJECT
 Project Length: 0 *NON-SIS*

Fund	<2018	2018	2019	2020	2021	2022	>2022	All Years
CAPITAL - RESPONSIBLE AGENCY NOT AVAILABLE								
FAA	\$0	\$0	\$0	\$450,000	\$0	\$0	\$0	\$450,000
LF	\$0	\$0	\$0	\$394,450	\$0	\$0	\$0	\$394,450
DPTO	\$0	\$0	\$0	\$394,450	\$0	\$0	\$0	\$394,450
Totals:	\$0	\$0	\$0	\$1,238,900	\$0	\$0	\$0	\$1,238,900
Item 436812 1 Totals:	\$0	\$0	\$0	\$1,238,900	\$0	\$0	\$0	\$1,238,900

Item Number: **436815 1** Description: PLANT CITY AIRPORT - AWOS REPLACEMENT L RTP: Objective 1.1
 Extra Description:
 Type of Work: AVIATION SAFETY PROJECT
 Project Length: 0 *NON-SIS*

Fund	<2018	2018	2019	2020	2021	2022	>2022	All Years
CAPITAL - RESPONSIBLE AGENCY NOT AVAILABLE								
DPTO	\$0	\$0	\$0	\$197,960	\$0	\$0	\$0	\$197,960
LF	\$0	\$0	\$0	\$84,840	\$0	\$0	\$0	\$84,840
Totals:	\$0	\$0	\$0	\$282,800	\$0	\$0	\$0	\$282,800
Item 436815 1 Totals:	\$0	\$0	\$0	\$282,800	\$0	\$0	\$0	\$282,800

Item Number: **438503 1** Description: PLANT CITY AIRPORT - CONSTRUCT NEW FUEL FARM L RTP: Objective 4.3
 Extra Description:
 Type of Work: AVIATION REVENUE/OPERATIONAL
 Project Length: 0 *NON-SIS*

Fund	<2018	2018	2019	2020	2021	2022	>2022	All Years
CAPITAL - RESPONSIBLE AGENCY NOT AVAILABLE								
DDR	\$0	\$0	\$0	\$600,000	\$0	\$0	\$0	\$600,000
LF	\$0	\$0	\$0	\$400,000	\$0	\$0	\$0	\$400,000
Totals:	\$0	\$0	\$0	\$1,000,000	\$0	\$0	\$0	\$1,000,000
Item 438503 1 Totals:	\$0	\$0	\$0	\$1,000,000	\$0	\$0	\$0	\$1,000,000

Item Number: **435221 1** Description: PLANT CITY AIRPORT - EXPAND HANGAR FACILITIES L RTP: Objective 4.3
 Extra Description:
 Type of Work: AVIATION REVENUE/OPERATIONAL
 Project Length: 0 *NON-SIS*

Fund	<2018	2018	2019	2020	2021	2022	>2022	All Years
CAPITAL - RESPONSIBLE AGENCY NOT AVAILABLE								
LF	\$0	\$0	\$2,717,500	\$0	\$0	\$0	\$0	\$2,717,500
DDR	\$0	\$0	\$689,028	\$0	\$0	\$0	\$0	\$689,028
DPTO	\$0	\$0	\$270,172	\$0	\$0	\$0	\$0	\$270,172
Totals:	\$0	\$0	\$3,676,700	\$0	\$0	\$0	\$0	\$3,676,700
Item 435221 1 Totals:	\$0	\$0	\$3,676,700	\$0	\$0	\$0	\$0	\$3,676,700

Item Number: **436811 1** Description: PLANT CITY AIRPORT - HANGER E REHABILITATION L RTP: Objective 4.3
 Extra Description:
 Type of Work: AVIATION REVENUE/OPERATIONAL
 Project Length: 0 *NON-SIS*

Fund	<2018	2018	2019	2020	2021	2022	>2022	All Years
CAPITAL - RESPONSIBLE AGENCY NOT AVAILABLE								
DPTO	\$0	\$0	\$0	\$155,190	\$0	\$0	\$0	\$155,190
LF	\$0	\$0	\$0	\$66,510	\$0	\$0	\$0	\$66,510
Totals:	\$0	\$0	\$0	\$221,700	\$0	\$0	\$0	\$221,700
Item 436811 1 Totals:	\$0	\$0	\$0	\$221,700	\$0	\$0	\$0	\$221,700

Item Number: **435236 1** Description: PLANT CITY AIRPORT - REHABILITATE MAINTENANCE FACILITY L RTP: Objective 4.3
 Extra Description:
 Type of Work: AVIATION REVENUE/OPERATIONAL
 Project Length: 0 *NON-SIS*

Fund	<2018	2018	2019	2020	2021	2022	>2022	All Years
CAPITAL - RESPONSIBLE AGENCY NOT AVAILABLE								
LF	\$0	\$0	\$60,000	\$0	\$0	\$0	\$0	\$60,000
DPTO	\$0	\$0	\$240,000	\$0	\$0	\$0	\$0	\$240,000
Totals:	\$0	\$0	\$300,000	\$0	\$0	\$0	\$0	\$300,000
Item 435236 1 Totals:	\$0	\$0	\$300,000	\$0	\$0	\$0	\$0	\$300,000

Item Number: **440561 1** Description: PLANT CITY AIRPORT - RUNWAY 10/28 REILS REPLACEMENT L RTP: System Preservation, p. 161
 Extra Description:
 Type of Work: AVIATION PRESERVATION PROJECT
 Project Length: 0 *NON-SIS*

Fund	<2018	2018	2019	2020	2021	2022	>2022	All Years
CAPITAL - RESPONSIBLE AGENCY NOT AVAILABLE								
LF	\$0	\$0	\$0	\$0	\$0	\$36,960	\$0	\$36,960
DPTO	\$0	\$0	\$0	\$0	\$0	\$147,840	\$0	\$147,840
Totals:	\$0	\$0	\$0	\$0	\$0	\$184,800	\$0	\$184,800
Item 440561 1 Totals:	\$0	\$0	\$0	\$0	\$0	\$184,800	\$0	\$184,800

Item Number: **440560 1** Description: PLANT CITY AIRPORT - RUNWAY REHABILITATION L RTP: System Preservation, p. 161
 Extra Description:
 Type of Work: AVIATION PRESERVATION PROJECT
 Project Length: 0 *NON-SIS*

Fund	<2018	2018	2019	2020	2021	2022	>2022	All Years
CAPITAL - RESPONSIBLE AGENCY NOT AVAILABLE								
LF	\$0	\$0	\$0	\$0	\$0	\$38,440	\$0	\$38,440
DPTO	\$0	\$0	\$0	\$0	\$0	\$153,760	\$0	\$153,760
FAA	\$0	\$0	\$0	\$0	\$0	\$1,729,600	\$0	\$1,729,600
Totals:	\$0	\$0	\$0	\$0	\$0	\$1,921,800	\$0	\$1,921,800
Item 440560 1 Totals:	\$0	\$0	\$0	\$0	\$0	\$1,921,800	\$0	\$1,921,800

Item Number: **436814 1** Description: PLANT CITY AIRPORT - TAXILANE AND APRON REHABILITATION L RTP: System Preservation, p. 161
 Extra Description:
 Type of Work: AVIATION PRESERVATION PROJECT
 Project Length: 0 *NON-SIS*

Fund	<2018	2018	2019	2020	2021	2022	>2022	All Years
CAPITAL - RESPONSIBLE AGENCY NOT AVAILABLE								
DPTO	\$0	\$0	\$0	\$378,420	\$0	\$0	\$0	\$378,420
LF	\$0	\$0	\$0	\$162,180	\$0	\$0	\$0	\$162,180
Totals:	\$0	\$0	\$0	\$540,600	\$0	\$0	\$0	\$540,600
Item 436814 1 Totals:	\$0	\$0	\$0	\$540,600	\$0	\$0	\$0	\$540,600

Item Number: **436810 1** Description: TAMPA EXECUTIVE AIRPORT - AWOS REPLACEMENT L RTP: Objective 1.1
 Extra Description:
 Type of Work: AVIATION SAFETY PROJECT
 Project Length: 0 *NON-SIS*

Fund	<2018	2018	2019	2020	2021	2022	>2022	All Years
CAPITAL - RESPONSIBLE AGENCY NOT AVAILABLE								
LF	\$0	\$0	\$0	\$84,840	\$0	\$0	\$0	\$84,840
DPTO	\$0	\$0	\$0	\$197,960	\$0	\$0	\$0	\$197,960
Totals:	\$0	\$0	\$0	\$282,800	\$0	\$0	\$0	\$282,800
Item 436810 1 Totals:	\$0	\$0	\$0	\$282,800	\$0	\$0	\$0	\$282,800

Item Number: **435233 1** Description: TAMPA EXECUTIVE AIRPORT - FIRE SUPPRESSION SYSTEM REHABILITATION L RTP: Objective 1.1
 Extra Description:
 Type of Work: AVIATION REVENUE/OPERATIONAL
 Project Length: 0 *NON-SIS*

Fund	<2018	2018	2019	2020	2021	2022	>2022	All Years
CAPITAL - RESPONSIBLE AGENCY NOT AVAILABLE								
LF	\$0	\$0	\$30,100	\$0	\$0	\$0	\$0	\$30,100
DPTO	\$0	\$0	\$120,400	\$0	\$0	\$0	\$0	\$120,400
Totals:	\$0	\$0	\$150,500	\$0	\$0	\$0	\$0	\$150,500
Item 435233 1 Totals:	\$0	\$0	\$150,500	\$0	\$0	\$0	\$0	\$150,500

Item Number: **436808 1** Description: TAMPA EXECUTIVE AIRPORT - FUEL FARM REHABILITATION L RTP: Objective 4.3
 Extra Description:
 Type of Work: AVIATION REVENUE/OPERATIONAL
 Project Length: 0 *NON-SIS*

Fund	<2018	2018	2019	2020	2021	2022	>2022	All Years
CAPITAL - RESPONSIBLE AGENCY NOT AVAILABLE								
LF	\$0	\$0	\$0	\$12,000	\$0	\$0	\$0	\$12,000
DPTO	\$0	\$0	\$0	\$28,000	\$0	\$0	\$0	\$28,000
Totals:	\$0	\$0	\$0	\$40,000	\$0	\$0	\$0	\$40,000
Item 436808 1 Totals:	\$0	\$0	\$0	\$40,000	\$0	\$0	\$0	\$40,000

Item Number: **438517 1** Description: TAMPA EXECUTIVE AIRPORT - HANGAR 3700/A REHABILITATION L RTP: Objective 4.3
 Extra Description:
 Type of Work: AVIATION REVENUE/OPERATIONAL
 Project Length: 0 *NON-SIS*

Fund	<2018	2018	2019	2020	2021	2022	>2022	All Years
CAPITAL - RESPONSIBLE AGENCY NOT AVAILABLE								
LF	\$0	\$0	\$0	\$0	\$50,000	\$0	\$0	\$50,000
DPTO	\$0	\$0	\$0	\$0	\$200,000	\$0	\$0	\$200,000
Totals:	\$0	\$0	\$0	\$0	\$250,000	\$0	\$0	\$250,000
Item 438517 1 Totals:	\$0	\$0	\$0	\$0	\$250,000	\$0	\$0	\$250,000

Item Number: **438507 1** Description: TAMPA EXECUTIVE AIRPORT - HANGAR 3800/B REHABILITATION L RTP: Objective 4.3
 Extra Description:
 Type of Work: AVIATION REVENUE/OPERATIONAL
 Project Length: 0 *NON-SIS*

Fund	<2018	2018	2019	2020	2021	2022	>2022	All Years
CAPITAL - RESPONSIBLE AGENCY NOT AVAILABLE								
LF	\$0	\$0	\$0	\$0	\$50,000	\$0	\$0	\$50,000
DPTO	\$0	\$0	\$0	\$0	\$200,000	\$0	\$0	\$200,000
Totals:	\$0	\$0	\$0	\$0	\$250,000	\$0	\$0	\$250,000
Item 438507 1 Totals:	\$0	\$0	\$0	\$0	\$250,000	\$0	\$0	\$250,000

Item Number: **435235 1** Description: TAMPA EXECUTIVE AIRPORT - REHABILITATE MAINTENANCE FACILITY L RTP: Objective 4.3
 Extra Description:
 Type of Work: AVIATION REVENUE/OPERATIONAL
 Project Length: 0 *NON-SIS*

Fund	<2018	2018	2019	2020	2021	2022	>2022	All Years
CAPITAL - RESPONSIBLE AGENCY NOT AVAILABLE								
LF	\$0	\$0	\$60,000	\$0	\$0	\$0	\$0	\$60,000
DPTO	\$0	\$0	\$240,000	\$0	\$0	\$0	\$0	\$240,000
Totals:	\$0	\$0	\$300,000	\$0	\$0	\$0	\$0	\$300,000
Item 435235 1 Totals:	\$0	\$0	\$300,000	\$0	\$0	\$0	\$0	\$300,000

Item Number: **435232 1** Description: TAMPA EXECUTIVE AIRPORT - REHABILITATE SERVICE ROAD L RTP: System Preservation, p. 161
 Extra Description:
 Type of Work: AVIATION PRESERVATION PROJECT
 Project Length: 0 *NON-SIS*

Fund	<2018	2018	2019	2020	2021	2022	>2022	All Years
CAPITAL - RESPONSIBLE AGENCY NOT AVAILABLE								
LF	\$0	\$0	\$42,560	\$0	\$0	\$0	\$0	\$42,560
DPTO	\$0	\$0	\$170,240	\$0	\$0	\$0	\$0	\$170,240
Totals:	\$0	\$0	\$212,800	\$0	\$0	\$0	\$0	\$212,800
Item 435232 1 Totals:	\$0	\$0	\$212,800	\$0	\$0	\$0	\$0	\$212,800

Item Number: **435234 1** Description: TAMPA EXECUTIVE AIRPORT - REHABILITATE TERMINAL BUILDING L RTP: Objective 4.3
 Extra Description:
 Type of Work: AVIATION REVENUE/OPERATIONAL
 Project Length: 0 *NON-SIS*

Fund	<2018	2018	2019	2020	2021	2022	>2022	All Years
CAPITAL - RESPONSIBLE AGENCY NOT AVAILABLE								
DPTO	\$0	\$0	\$284,240	\$0	\$0	\$0	\$0	\$284,240
LF	\$0	\$0	\$71,060	\$0	\$0	\$0	\$0	\$71,060
Totals:	\$0	\$0	\$355,300	\$0	\$0	\$0	\$0	\$355,300
Item 435234 1 Totals:	\$0	\$0	\$355,300	\$0	\$0	\$0	\$0	\$355,300

Item Number: **438505 1** Description: TAMPA EXECUTIVE AIRPORT - RUNWAY 18/36 PAPI LIGHT REPLACEMENT L RTP: System Preservation, p. 161
 Extra Description:
 Type of Work: AVIATION PRESERVATION PROJECT
 Project Length: 0 *NON-SIS*

Fund	<2018	2018	2019	2020	2021	2022	>2022	All Years
CAPITAL - RESPONSIBLE AGENCY NOT AVAILABLE								
LF	\$0	\$0	\$0	\$0	\$3,080	\$0	\$0	\$3,080
FAA	\$0	\$0	\$0	\$0	\$137,900	\$0	\$0	\$137,900
DPTO	\$0	\$0	\$0	\$0	\$12,320	\$0	\$0	\$12,320
Totals:	\$0	\$0	\$0	\$0	\$153,300	\$0	\$0	\$153,300
Item 438505 1 Totals:	\$0	\$0	\$0	\$0	\$153,300	\$0	\$0	\$153,300

Item Number: **438506 1** Description: TAMPA EXECUTIVE AIRPORT - RUNWAY 18/36 REIL LIGHT REPLACEMENT L RTP: System Preservation, p. 161
 Extra Description:
 Type of Work: AVIATION PRESERVATION PROJECT
 Project Length: 0 *NON-SIS*

Fund	<2018	2018	2019	2020	2021	2022	>2022	All Years
CAPITAL - RESPONSIBLE AGENCY NOT AVAILABLE								
LF	\$0	\$0	\$0	\$0	\$4,020	\$0	\$0	\$4,020
FAA	\$0	\$0	\$0	\$0	\$180,200	\$0	\$0	\$180,200
DPTO	\$0	\$0	\$0	\$0	\$16,080	\$0	\$0	\$16,080
Totals:	\$0	\$0	\$0	\$0	\$200,300	\$0	\$0	\$200,300
Item 438506 1 Totals:	\$0	\$0	\$0	\$0	\$200,300	\$0	\$0	\$200,300

Item Number: **432984 1** Description: TAMPA EXECUTIVE AIRPORT - RUNWAY 5/23 AND ASSOCIATED TAXIWAY L RTP: System Preservation, p. 161
 Extra Description: LIGHTING REHABILITATION
 Type of Work: AVIATION PRESERVATION PROJECT
 Project Length: 0 *NON-SIS*

Fund	<2018	2018	2019	2020	2021	2022	>2022	All Years
CAPITAL - RESPONSIBLE AGENCY NOT AVAILABLE								
DPTO	\$0	\$415,000	\$0	\$0	\$0	\$0	\$0	\$415,000
LF	\$0	\$415,000	\$0	\$0	\$0	\$0	\$0	\$415,000
Totals:	\$0	\$830,000	\$0	\$0	\$0	\$0	\$0	\$830,000
Item 432984 1 Totals:	\$0	\$830,000	\$0	\$0	\$0	\$0	\$0	\$830,000

Item Number: **432986 1** Description: TAMPA EXECUTIVE AIRPORT - RUNWAY 5/23 MALSR LIGHT POLE REPLACEMENTS L RTP: System Preservation, p. 161
 Extra Description:
 Type of Work: AVIATION PRESERVATION PROJECT
 Project Length: 0 *NON-SIS*

Fund	<2018	2018	2019	2020	2021	2022	>2022	All Years
CAPITAL - RESPONSIBLE AGENCY NOT AVAILABLE								
DPTO	\$0	\$127,900	\$0	\$0	\$0	\$0	\$0	\$127,900
LF	\$0	\$32,000	\$0	\$0	\$0	\$0	\$0	\$32,000
Totals:	\$0	\$159,900	\$0	\$0	\$0	\$0	\$0	\$159,900
Item 432986 1 Totals:	\$0	\$159,900	\$0	\$0	\$0	\$0	\$0	\$159,900

Item Number: **432987 1** Description: TAMPA EXECUTIVE AIRPORT - RUNWAY 5/23 PAPI REPLACEMENT L RTP: System Preservation, p. 161
 Extra Description:
 Type of Work: AVIATION PRESERVATION PROJECT
 Project Length: 0 *NON-SIS*

Fund	<2018	2018	2019	2020	2021	2022	>2022	All Years
CAPITAL - RESPONSIBLE AGENCY NOT AVAILABLE								
LF	\$0	\$41,600	\$0	\$0	\$0	\$0	\$0	\$41,600
DPTO	\$0	\$166,000	\$0	\$0	\$0	\$0	\$0	\$166,000
Totals:	\$0	\$207,600	\$0	\$0	\$0	\$0	\$0	\$207,600
Item 432987 1 Totals:	\$0	\$207,600	\$0	\$0	\$0	\$0	\$0	\$207,600

Item Number: **432988 1** Description: TAMPA EXECUTIVE AIRPORT - RUNWAY 5/23 REHABILITATION L RTP: System Preservation, p. 161
 Extra Description:
 Type of Work: AVIATION PRESERVATION PROJECT
 Project Length: 0 *NON-SIS*

Fund	<2018	2018	2019	2020	2021	2022	>2022	All Years
CAPITAL - RESPONSIBLE AGENCY NOT AVAILABLE								
FAA	\$0	\$2,619,600	\$0	\$0	\$0	\$0	\$0	\$2,619,600
LF	\$0	\$218,300	\$0	\$0	\$0	\$0	\$0	\$218,300
DPTO	\$0	\$72,800	\$0	\$0	\$0	\$0	\$0	\$72,800
Totals:	\$0	\$2,910,700	\$0	\$0	\$0	\$0	\$0	\$2,910,700
Item 432988 1 Totals:	\$0	\$2,910,700	\$0	\$0	\$0	\$0	\$0	\$2,910,700

Item Number: **432989 1** Description: TAMPA EXECUTIVE AIRPORT - RUNWAY 5/23 REILS REPLACEMENT L RTP: System Preservation, p. 161
 Extra Description:
 Type of Work: AVIATION PRESERVATION PROJECT
 Project Length: 0 *NON-SIS*

Fund	<2018	2018	2019	2020	2021	2022	>2022	All Years
CAPITAL - RESPONSIBLE AGENCY NOT AVAILABLE								
LF	\$0	\$84,300	\$0	\$0	\$0	\$0	\$0	\$84,300
DPTO	\$0	\$84,300	\$0	\$0	\$0	\$0	\$0	\$84,300
Totals:	\$0	\$168,600	\$0	\$0	\$0	\$0	\$0	\$168,600
Item 432989 1 Totals:	\$0	\$168,600	\$0	\$0	\$0	\$0	\$0	\$168,600

Item Number: **440563 1** Description: TAMPA EXECUTIVE AIRPORT - RUNWAY PROTECTION ZONE TREE TRIMMING L RTP: System Preservation, p. 161
 Extra Description:
 Type of Work: AVIATION SAFETY PROJECT
 Project Length: 0 *NON-SIS*

Fund	<2018	2018	2019	2020	2021	2022	>2022	All Years
CAPITAL - RESPONSIBLE AGENCY NOT AVAILABLE								
LF	\$0	\$0	\$0	\$0	\$0	\$110,340	\$0	\$110,340
DPTO	\$0	\$0	\$0	\$0	\$0	\$441,360	\$0	\$441,360
Totals:	\$0	\$0	\$0	\$0	\$0	\$551,700	\$0	\$551,700
Item 440563 1 Totals:	\$0	\$0	\$0	\$0	\$0	\$551,700	\$0	\$551,700

Item Number: **435231 1** Description: TAMPA EXECUTIVE AIRPORT - RUNWAY PROTECTION ZONE TREE TRIMMING. L RTP: Objective 1.1
 Extra Description:
 Type of Work: AVIATION SAFETY PROJECT
 Project Length: 0 *NON-SIS*

Fund	<2018	2018	2019	2020	2021	2022	>2022	All Years
CAPITAL - RESPONSIBLE AGENCY NOT AVAILABLE								
DPTO	\$0	\$0	\$407,600	\$0	\$0	\$0	\$0	\$407,600
LF	\$0	\$0	\$101,900	\$0	\$0	\$0	\$0	\$101,900
Totals:	\$0	\$0	\$509,500	\$0	\$0	\$0	\$0	\$509,500
Item 435231 1 Totals:	\$0	\$0	\$509,500	\$0	\$0	\$0	\$0	\$509,500

Item Number: **433001 1** Description: TAMPA EXECUTIVE AIRPORT - TAXIWAY C REHABILITATION L RTP: System Preservation, p. 161
 Extra Description:
 Type of Work: AVIATION PRESERVATION PROJECT
 Project Length: 0 *NON-SIS*

Fund	<2018	2018	2019	2020	2021	2022	>2022	All Years
CAPITAL - RESPONSIBLE AGENCY NOT AVAILABLE								
DPTO	\$0	\$385,360	\$0	\$0	\$0	\$0	\$0	\$385,360
LF	\$0	\$96,340	\$0	\$0	\$0	\$0	\$0	\$96,340
Totals:	\$0	\$481,700	\$0	\$0	\$0	\$0	\$0	\$481,700
Item 433001 1 Totals:	\$0	\$481,700	\$0	\$0	\$0	\$0	\$0	\$481,700

Item Number: **432981 1** Description: TAMPA EXECUTIVE AIRPORT - TAXIWAY D REHABILITATION L RTP: System Preservation, p. 161
 Extra Description:
 Type of Work: AVIATION PRESERVATION PROJECT
 Project Length: 0 *NON-SIS*

Fund	<2018	2018	2019	2020	2021	2022	>2022	All Years
CAPITAL - RESPONSIBLE AGENCY NOT AVAILABLE								
LF	\$0	\$43,120	\$0	\$0	\$0	\$0	\$0	\$43,120
DPTO	\$0	\$172,480	\$0	\$0	\$0	\$0	\$0	\$172,480
Totals:	\$0	\$215,600	\$0	\$0	\$0	\$0	\$0	\$215,600
Item 432981 1 Totals:	\$0	\$215,600	\$0	\$0	\$0	\$0	\$0	\$215,600

Item Number: **432982 1** Description: TAMPA EXECUTIVE AIRPORT - TAXIWAY E REHABILITATION L RTP: System Preservation, p. 161
 Extra Description:
 Type of Work: AVIATION PRESERVATION PROJECT
 Project Length: 0 *NON-SIS*

Fund	<2018	2018	2019	2020	2021	2022	>2022	All Years
CAPITAL - RESPONSIBLE AGENCY NOT AVAILABLE								
DDR	\$0	\$825,490	\$0	\$0	\$0	\$0	\$0	\$825,490
DPTO	\$0	\$23,950	\$0	\$0	\$0	\$0	\$0	\$23,950
LF	\$0	\$212,360	\$0	\$0	\$0	\$0	\$0	\$212,360
Totals:	\$0	\$1,061,800	\$0	\$0	\$0	\$0	\$0	\$1,061,800
Item 432982 1 Totals:	\$0	\$1,061,800	\$0	\$0	\$0	\$0	\$0	\$1,061,800

Item Number: **432983 1** Description: TAMPA EXECUTIVE AIRPORT - TAXIWAY F REHABILITATION L RTP: System Preservation, p. 161
 Extra Description:
 Type of Work: AVIATION PRESERVATION PROJECT
 Project Length: 0 *NON-SIS*

Fund	<2018	2018	2019	2020	2021	2022	>2022	All Years
CAPITAL - RESPONSIBLE AGENCY NOT AVAILABLE								
LF	\$0	\$148,020	\$0	\$0	\$0	\$0	\$0	\$148,020
DPTO	\$0	\$575,118	\$0	\$0	\$0	\$0	\$0	\$575,118
Totals:	\$0	\$723,138	\$0	\$0	\$0	\$0	\$0	\$723,138
Item 432983 1 Totals:	\$0	\$723,138	\$0	\$0	\$0	\$0	\$0	\$723,138

Item Number: **436809 1** Description: TAMPA EXECUTIVE AIRPORT - TERMINAL CHILLER SYSTEM REPLACEMENT L RTP: System Preservation, p. 161
 Extra Description:
 Type of Work: AVIATION PRESERVATION PROJECT
 Project Length: 0 *NON-SIS*

Fund	<2018	2018	2019	2020	2021	2022	>2022	All Years
CAPITAL - RESPONSIBLE AGENCY NOT AVAILABLE								
LF	\$0	\$0	\$0	\$143,700	\$0	\$0	\$0	\$143,700
DPTO	\$0	\$0	\$0	\$335,300	\$0	\$0	\$0	\$335,300
Totals:	\$0	\$0	\$0	\$479,000	\$0	\$0	\$0	\$479,000
Item 436809 1 Totals:	\$0	\$0	\$0	\$479,000	\$0	\$0	\$0	\$479,000

Item Number: **425920 2** Description: TAMPA INTERNATIONAL AIRPORT - ACCESS CONTROL SYSTEM REPLACEMENT L RTP: Policy 1.2B, p. 38
 Extra Description:
 Type of Work: AVIATION SECURITY PROJECT
 Project Length: 0 *SIS*

Fund	<2018	2018	2019	2020	2021	2022	>2022	All Years
CAPITAL - RESPONSIBLE AGENCY NOT AVAILABLE								
DPTO	\$2,642,637	\$0	\$0	\$0	\$0	\$0	\$0	\$2,642,637
LF	\$5,989,400	\$1,541,869	\$0	\$0	\$0	\$0	\$0	\$7,531,269
DDR	\$3,346,763	\$1,541,869	\$0	\$0	\$0	\$0	\$0	\$4,888,632
Totals:	\$11,978,800	\$3,083,738	\$0	\$0	\$0	\$0	\$0	\$15,062,538
Item 425920 2 Totals:	\$11,978,800	\$3,083,738	\$0	\$0	\$0	\$0	\$0	\$15,062,538

Item Number: **438716 1** Description: TAMPA INTERNATIONAL AIRPORT - AERIAL SURVEY OF RUNWAY APPROACHES L RTP: System Preservation, p. 161
 Extra Description: AIPIORT AERIALS - TPA, PCA, POK, TEA
 Type of Work: AVIATION PRESERVATION PROJECT
 Project Length: 0 *SIS*

Fund	<2018	2018	2019	2020	2021	2022	>2022	All Years
CAPITAL - RESPONSIBLE AGENCY NOT AVAILABLE								
LF	\$0	\$0	\$0	\$0	\$107,280	\$0	\$0	\$107,280
DPTO	\$0	\$0	\$0	\$0	\$107,280	\$0	\$0	\$107,280
Totals:	\$0	\$0	\$0	\$0	\$214,560	\$0	\$0	\$214,560
Item 438716 1 Totals:	\$0	\$0	\$0	\$0	\$214,560	\$0	\$0	\$214,560

Item Number: **440564 1** Description: TAMPA INTERNATIONAL AIRPORT - AIRFIELD SLAB REPLACEMENT L RTP: System Preservation, p. 161
 Extra Description:
 Type of Work: AVIATION PRESERVATION PROJECT
 Project Length: 0 ***SIS***

Fund	<2018	2018	2019	2020	2021	2022	>2022	All Years
CAPITAL - RESPONSIBLE AGENCY NOT AVAILABLE								
DPTO	\$0	\$0	\$0	\$0	\$0	\$1,500,000	\$0	\$1,500,000
LF	\$0	\$0	\$0	\$0	\$0	\$1,500,000	\$0	\$1,500,000
Totals:	\$0	\$0	\$0	\$0	\$0	\$3,000,000	\$0	\$3,000,000
Item 440564 1 Totals:	\$0	\$0	\$0	\$0	\$0	\$3,000,000	\$0	\$3,000,000

Item Number: **435226 1** Description: TAMPA INTERNATIONAL AIRPORT - AIRFIELD SLAB REPLACEMENT. L RTP: System Preservation, p. 161
 Extra Description:
 Type of Work: AVIATION PRESERVATION PROJECT
 Project Length: 0 ***SIS***

Fund	<2018	2018	2019	2020	2021	2022	>2022	All Years
CAPITAL - RESPONSIBLE AGENCY NOT AVAILABLE								
DPTO	\$0	\$0	\$275,000	\$0	\$0	\$0	\$0	\$275,000
FAA	\$0	\$0	\$1,650,000	\$0	\$0	\$0	\$0	\$1,650,000
LF	\$0	\$0	\$275,000	\$0	\$0	\$0	\$0	\$275,000
Totals:	\$0	\$0	\$2,200,000	\$0	\$0	\$0	\$0	\$2,200,000
Item 435226 1 Totals:	\$0	\$0	\$2,200,000	\$0	\$0	\$0	\$0	\$2,200,000

Item Number: **438715 1** Description: TAMPA INTERNATIONAL AIRPORT - AIRPORT OPERATIONS DATA BASE LRTP: Objective 4.3
 Extra Description: SYSTEMS UPGRADE
 Type of Work: AVIATION REVENUE/OPERATIONAL
 Project Length: 0 ***SIS***

Fund	<2018	2018	2019	2020	2021	2022	>2022	All Years
CAPITAL - RESPONSIBLE AGENCY NOT AVAILABLE								
DPTO	\$0	\$0	\$0	\$0	\$573,404	\$0	\$0	\$573,404
LF	\$0	\$0	\$0	\$0	\$852,000	\$0	\$0	\$852,000
DDR	\$0	\$0	\$0	\$0	\$278,596	\$0	\$0	\$278,596
Totals:	\$0	\$0	\$0	\$0	\$1,704,000	\$0	\$0	\$1,704,000
Item 438715 1 Totals:	\$0	\$0	\$0	\$0	\$1,704,000	\$0	\$0	\$1,704,000

Item Number: **436834 1** Description: TAMPA INTERNATIONAL AIRPORT - AIRSIDE A BOARDING BRIDGES LRTP: System Preservation, p. 161
 Extra Description:
 Type of Work: AVIATION PRESERVATION PROJECT
 Project Length: 0 ***SIS***

Fund	<2018	2018	2019	2020	2021	2022	>2022	All Years
CAPITAL - RESPONSIBLE AGENCY NOT AVAILABLE								
DDR	\$0	\$0	\$0	\$956,865	\$0	\$0	\$0	\$956,865
LF	\$0	\$0	\$0	\$7,962,815	\$0	\$0	\$0	\$7,962,815
DPTO	\$0	\$0	\$0	\$6,522,640	\$0	\$0	\$0	\$6,522,640
Totals:	\$0	\$0	\$0	\$15,442,320	\$0	\$0	\$0	\$15,442,320
Item 436834 1 Totals:	\$0	\$0	\$0	\$15,442,320	\$0	\$0	\$0	\$15,442,320

Item Number: **429602 1** Description: TAMPA INTERNATIONAL AIRPORT - AIRSIDE A ROOF REPAIR LRTP: System Preservation, p. 161
 Extra Description:
 Type of Work: AVIATION PRESERVATION PROJECT
 Project Length: 0 ***SIS***

Fund	<2018	2018	2019	2020	2021	2022	>2022	All Years
CAPITAL - RESPONSIBLE AGENCY NOT AVAILABLE								
LF	\$1,124,500	\$0	\$0	\$2,872,770	\$0	\$0	\$0	\$3,997,270
DDR	\$32,651	\$0	\$0	\$321,519	\$0	\$0	\$0	\$354,170
DPTO	\$114,000	\$0	\$0	\$1,980,711	\$0	\$0	\$0	\$2,094,711
Totals:	\$1,271,151	\$0	\$0	\$5,175,000	\$0	\$0	\$0	\$6,446,151
Item 429602 1 Totals:	\$1,271,151	\$0	\$0	\$5,175,000	\$0	\$0	\$0	\$6,446,151

Item Number: **438833 1** Description: TAMPA INTERNATIONAL AIRPORT - AIRSIDE F ROOF REPAIR LRTP: System Preservation, p. 161
 Extra Description:
 Type of Work: AVIATION PRESERVATION PROJECT
 Project Length: 0 ***SIS***

Fund	<2018	2018	2019	2020	2021	2022	>2022	All Years
CAPITAL - RESPONSIBLE AGENCY NOT AVAILABLE								
LF	\$0	\$0	\$3,823,689	\$0	\$0	\$0	\$0	\$3,823,689
DPTO	\$0	\$0	\$185,389	\$0	\$0	\$0	\$0	\$185,389
Totals:	\$0	\$0	\$4,009,078	\$0	\$0	\$0	\$0	\$4,009,078
Item 438833 1 Totals:	\$0	\$0	\$4,009,078	\$0	\$0	\$0	\$0	\$4,009,078

Item Number: **438711 1** Description: TAMPA INTERNATIONAL AIRPORT - BAGGAGE HANDLING SYSTEMS SERVERS L RTP: System Preservation, p. 161
 Extra Description: UPGRADE/ENHANCEMENT
 Type of Work: AVIATION PRESERVATION PROJECT
 Project Length: 0 ***SIS***

Fund	<2018	2018	2019	2020	2021	2022	>2022	All Years
CAPITAL - RESPONSIBLE AGENCY NOT AVAILABLE								
DPTO	\$0	\$0	\$0	\$0	\$353,725	\$0	\$0	\$353,725
DDR	\$0	\$0	\$0	\$0	\$735,425	\$0	\$0	\$735,425
LF	\$0	\$0	\$0	\$0	\$1,089,150	\$0	\$0	\$1,089,150
Totals:	\$0	\$0	\$0	\$0	\$2,178,300	\$0	\$0	\$2,178,300
Item 438711 1 Totals:	\$0	\$0	\$0	\$0	\$2,178,300	\$0	\$0	\$2,178,300

Item Number: **435224 1** Description: TAMPA INTERNATIONAL AIRPORT - CARGO PARKING LOT REHABILITATION L RTP: Objective 4.4
 Extra Description:
 Type of Work: AVIATION REVENUE/OPERATIONAL
 Project Length: 0 ***SIS***

Fund	<2018	2018	2019	2020	2021	2022	>2022	All Years
CAPITAL - RESPONSIBLE AGENCY NOT AVAILABLE								
LF	\$0	\$0	\$307,500	\$0	\$0	\$0	\$0	\$307,500
DPTO	\$0	\$0	\$307,500	\$0	\$0	\$0	\$0	\$307,500
Totals:	\$0	\$0	\$615,000	\$0	\$0	\$0	\$0	\$615,000
Item 435224 1 Totals:	\$0	\$0	\$615,000	\$0	\$0	\$0	\$0	\$615,000

Item Number: **440717 1** Description: TAMPA INTERNATIONAL AIRPORT - CONSTRUCT CROSSFIELD TAXIWAY M L RTP: Objective 1.1
 Extra Description:
 Type of Work: AVIATION CAPACITY PROJECT
 Project Length: 0 ***SIS***

Fund	<2018	2018	2019	2020	2021	2022	>2022	All Years
CAPITAL - RESPONSIBLE AGENCY NOT AVAILABLE								
DPTO	\$0	\$0	\$4,473,088	\$0	\$0	\$0	\$0	\$4,473,088
LF	\$0	\$0	\$54,253,000	\$0	\$0	\$0	\$0	\$54,253,000
Totals:	\$0	\$0	\$58,726,088	\$0	\$0	\$0	\$0	\$58,726,088
Item 440717 1 Totals:	\$0	\$0	\$58,726,088	\$0	\$0	\$0	\$0	\$58,726,088

Item Number: **432968 1** Description: TAMPA INTERNATIONAL AIRPORT - EMPLOYEE SURFACE PARKING EXPANSION L RTP: Objective 2.1
 Extra Description:
 Type of Work: AVIATION REVENUE/OPERATIONAL
 Project Length: 0 ***SIS***

Fund	<2018	2018	2019	2020	2021	2022	>2022	All Years
CAPITAL - RESPONSIBLE AGENCY NOT AVAILABLE								
DDR	\$0	\$802,700	\$0	\$0	\$0	\$0	\$0	\$802,700
LF	\$0	\$2,820,600	\$0	\$0	\$0	\$0	\$0	\$2,820,600
Totals:	\$0	\$3,623,300	\$0	\$0	\$0	\$0	\$0	\$3,623,300
Item 432968 1 Totals:	\$0	\$3,623,300	\$0	\$0	\$0	\$0	\$0	\$3,623,300

Item Number: **438709 1** Description: TAMPA INTERNATIONAL AIRPORT - LANDSIDE ELEVATOR REPLACEMENTS L RTP: System Preservation, p. 161
 Extra Description:
 Type of Work: AVIATION PRESERVATION PROJECT
 Project Length: 0 ***SIS***

Fund	<2018	2018	2019	2020	2021	2022	>2022	All Years
CAPITAL - RESPONSIBLE AGENCY NOT AVAILABLE								
LF	\$0	\$0	\$0	\$0	\$2,875,250	\$0	\$0	\$2,875,250
DPTO	\$0	\$0	\$0	\$0	\$2,875,250	\$0	\$0	\$2,875,250
Totals:	\$0	\$0	\$0	\$0	\$5,750,500	\$0	\$0	\$5,750,500
Item 438709 1 Totals:	\$0	\$0	\$0	\$0	\$5,750,500	\$0	\$0	\$5,750,500

Item Number: **438714 1** Description: TAMPA INTERNATIONAL AIRPORT - LANDSIDE FIRE SUPPRESSION SYSTEM REFURB L RTP: System Preservation, p. 161
 Extra Description:
 Type of Work: AVIATION PRESERVATION PROJECT
 Project Length: 0 ***SIS***

Fund	<2018	2018	2019	2020	2021	2022	>2022	All Years
CAPITAL - RESPONSIBLE AGENCY NOT AVAILABLE								
LF	\$0	\$0	\$0	\$0	\$750,000	\$0	\$0	\$750,000
DPTO	\$0	\$0	\$0	\$0	\$750,000	\$0	\$0	\$750,000
Totals:	\$0	\$0	\$0	\$0	\$1,500,000	\$0	\$0	\$1,500,000
Item 438714 1 Totals:	\$0	\$0	\$0	\$0	\$1,500,000	\$0	\$0	\$1,500,000

Item Number: **432972 1** Description: TAMPA INTERNATIONAL AIRPORT - LONG TERM PARKING GARAGE REHAB L RTP: System Preservation, p. 161
 Extra Description: LEVEL 3 REHABILITATION
 Type of Work: AVIATION REVENUE/OPERATIONAL
 Project Length: 0 ***SIS***

Fund	<2018	2018	2019	2020	2021	2022	>2022	All Years
CAPITAL - RESPONSIBLE AGENCY NOT AVAILABLE								
LF	\$0	\$420,000	\$0	\$0	\$0	\$0	\$0	\$420,000
DPTO	\$0	\$420,000	\$0	\$0	\$0	\$0	\$0	\$420,000
Totals:	\$0	\$840,000	\$0	\$0	\$0	\$0	\$0	\$840,000
Item 432972 1 Totals:	\$0	\$840,000	\$0	\$0	\$0	\$0	\$0	\$840,000

Item Number: **432973 1** Description: TAMPA INTERNATIONAL AIRPORT - LONG TERM PARKING GARAGE REHAB L RTP: System Preservation, p. 161
 Extra Description: LEVEL 4 REHABILITATION
 Type of Work: AVIATION REVENUE/OPERATIONAL
 Project Length: 0 ***SIS***

Fund	<2018	2018	2019	2020	2021	2022	>2022	All Years
CAPITAL - RESPONSIBLE AGENCY NOT AVAILABLE								
DPTO	\$2,363,360	\$434,000	\$0	\$0	\$0	\$0	\$0	\$2,797,360
DDR	\$103,791	\$0	\$0	\$0	\$0	\$0	\$0	\$103,791
LF	\$2,467,151	\$435,600	\$0	\$0	\$0	\$0	\$0	\$2,902,751
Totals:	\$4,934,302	\$869,600	\$0	\$0	\$0	\$0	\$0	\$5,803,902
Item 432973 1 Totals:	\$4,934,302	\$869,600	\$0	\$0	\$0	\$0	\$0	\$5,803,902

Item Number: **438753 1** Description: TAMPA INTERNATIONAL AIRPORT - PHASE 2 AND 3 MASTER PLAN PROJECTS L RTP: Objective 4.3
 Extra Description:
 Type of Work: AVIATION CAPACITY PROJECT
 Project Length: 0 ***SIS***

Fund	<2018	2018	2019	2020	2021	2022	>2022	All Years
CAPITAL - RESPONSIBLE AGENCY NOT AVAILABLE								
SIWR	\$0	\$0	\$0	\$0	\$10,000,000	\$0	\$0	\$10,000,000
LF	\$0	\$0	\$0	\$0	\$38,000,000	\$1,000,000	\$0	\$39,000,000
GMR	\$0	\$0	\$0	\$0	\$28,000,000	\$1,000,000	\$0	\$29,000,000
Totals:	\$0	\$0	\$0	\$0	\$76,000,000	\$2,000,000	\$0	\$78,000,000
Item 438753 1 Totals:	\$0	\$0	\$0	\$0	\$76,000,000	\$2,000,000	\$0	\$78,000,000

Item Number: **438712 1** Description: TAMPA INTERNATIONAL AIRPORT - RAMP A CONCRETE JOINT AND SLAB REHAB L RTP: System Preservation, p. 161
 Extra Description:
 Type of Work: AVIATION PRESERVATION PROJECT
 Project Length: 0 ***SIS***

Fund	<2018	2018	2019	2020	2021	2022	>2022	All Years
CAPITAL - RESPONSIBLE AGENCY NOT AVAILABLE								
DPTO	\$0	\$0	\$0	\$0	\$1,062,700	\$0	\$0	\$1,062,700
LF	\$0	\$0	\$0	\$0	\$1,062,700	\$0	\$0	\$1,062,700
Totals:	\$0	\$0	\$0	\$0	\$2,125,400	\$0	\$0	\$2,125,400
Item 438712 1 Totals:	\$0	\$0	\$0	\$0	\$2,125,400	\$0	\$0	\$2,125,400

Item Number: **432966 1** Description: TAMPA INTERNATIONAL AIRPORT - RAMP BLUE (US AIR) CONCRETE/SLAB REHAB L RTP: System Preservation, p. 161
 Extra Description: CONCRETE JOINT AND SLAB REHABILITATION
 Type of Work: AVIATION PRESERVATION PROJECT
 Project Length: 0 ***SIS***

Fund	<2018	2018	2019	2020	2021	2022	>2022	All Years
CAPITAL - RESPONSIBLE AGENCY NOT AVAILABLE								
DPTO	\$0	\$330,000	\$0	\$0	\$0	\$0	\$0	\$330,000
LF	\$0	\$330,000	\$0	\$0	\$0	\$0	\$0	\$330,000
Totals:	\$0	\$660,000	\$0	\$0	\$0	\$0	\$0	\$660,000
Item 432966 1 Totals:	\$0	\$660,000	\$0	\$0	\$0	\$0	\$0	\$660,000

Item Number: **432969 1** Description: TAMPA INTERNATIONAL AIRPORT - RAMP FEDEX/EMORY AND TAXIWAY K L RTP: System Preservation, p. 161
 Extra Description: CONCRETE JOINT AND SLAB REHABILITATION
 Type of Work: AVIATION PRESERVATION PROJECT
 Project Length: 0 ***SIS***

Fund	<2018	2018	2019	2020	2021	2022	>2022	All Years
CAPITAL - RESPONSIBLE AGENCY NOT AVAILABLE								
DPTO	\$0	\$402,714	\$0	\$0	\$0	\$0	\$0	\$402,714
DDR	\$0	\$82,286	\$0	\$0	\$0	\$0	\$0	\$82,286
LF	\$0	\$485,000	\$0	\$0	\$0	\$0	\$0	\$485,000
Totals:	\$0	\$970,000	\$0	\$0	\$0	\$0	\$0	\$970,000
Item 432969 1 Totals:	\$0	\$970,000	\$0	\$0	\$0	\$0	\$0	\$970,000

Item Number: **432971 1** Description: TAMPA INTERNATIONAL AIRPORT - RAMP RED (DELTA) CONCRETE/SLAB REHAB L RTP: System Preservation, p. 161
 Extra Description: CONCRETE JOINT AND SLAB REHABILITATION
 Type of Work: AVIATION PRESERVATION PROJECT
 Project Length: 0 ***SIS***

Fund	<2018	2018	2019	2020	2021	2022	>2022	All Years
CAPITAL - RESPONSIBLE AGENCY NOT AVAILABLE								
DPTO	\$0	\$350,000	\$0	\$0	\$0	\$0	\$0	\$350,000
LF	\$0	\$350,000	\$0	\$0	\$0	\$0	\$0	\$350,000
Totals:	\$0	\$700,000	\$0	\$0	\$0	\$0	\$0	\$700,000
Item 432971 1 Totals:	\$0	\$700,000	\$0	\$0	\$0	\$0	\$0	\$700,000

Item Number: **436832 1** Description: TAMPA INTERNATIONAL AIRPORT - REHAB RUNWAY 10/28 E OF RUNWAY 19L L RTP: System Preservation, p. 161
 Extra Description:
 Type of Work: AVIATION PRESERVATION PROJECT
 Project Length: 0 ***SIS***

Fund	<2018	2018	2019	2020	2021	2022	>2022	All Years
CAPITAL - RESPONSIBLE AGENCY NOT AVAILABLE								
LF	\$0	\$0	\$0	\$2,024,880	\$0	\$0	\$0	\$2,024,880
FAA	\$0	\$0	\$0	\$826,500	\$0	\$0	\$0	\$826,500
DDR	\$0	\$0	\$0	\$1,349,920	\$0	\$0	\$0	\$1,349,920
Totals:	\$0	\$0	\$0	\$4,201,300	\$0	\$0	\$0	\$4,201,300
Item 436832 1 Totals:	\$0	\$0	\$0	\$4,201,300	\$0	\$0	\$0	\$4,201,300

Item Number: **440562 1** Description: TAMPA INTERNATIONAL AIRPORT - STRUCTURAL AND PAVEMENT INSPECTION L RTP: System Preservation, p. 161
 Extra Description: AND DESIGN
 Type of Work: AVIATION PRESERVATION PROJECT
 Project Length: 0 ***SIS***

Fund	<2018	2018	2019	2020	2021	2022	>2022	All Years
CAPITAL - RESPONSIBLE AGENCY NOT AVAILABLE								
LF	\$0	\$0	\$0	\$0	\$0	\$260,400	\$0	\$260,400
DPTO	\$0	\$0	\$0	\$0	\$0	\$260,300	\$0	\$260,300
Totals:	\$0	\$0	\$0	\$0	\$0	\$520,700	\$0	\$520,700
Item 440562 1 Totals:	\$0	\$0	\$0	\$0	\$0	\$520,700	\$0	\$520,700

Item Number: **438713 1** Description: TAMPA INTERNATIONAL AIRPORT - STRUCTURAL AND PAVEMENT REPAIRS L RTP: System Preservation, p. 161
 Extra Description:
 Type of Work: AVIATION PRESERVATION PROJECT
 Project Length: 0 ***SIS***

Fund	<2018	2018	2019	2020	2021	2022	>2022	All Years
CAPITAL - RESPONSIBLE AGENCY NOT AVAILABLE								
DPTO	\$0	\$0	\$0	\$0	\$931,500	\$0	\$0	\$931,500
LF	\$0	\$0	\$0	\$0	\$931,500	\$0	\$0	\$931,500
Totals:	\$0	\$0	\$0	\$0	\$1,863,000	\$0	\$0	\$1,863,000
Item 438713 1 Totals:	\$0	\$0	\$0	\$0	\$1,863,000	\$0	\$0	\$1,863,000

Item Number: **435225 1** Description: TAMPA INTERNATIONAL AIRPORT - TAXIWAY B SHOULDER REHABILITATION LRTP: System Preservation, p. 161
 Extra Description:
 Type of Work: AVIATION PRESERVATION PROJECT
 Project Length: 0 ***SIS***

Fund	<2018	2018	2019	2020	2021	2022	>2022	All Years
CAPITAL - RESPONSIBLE AGENCY NOT AVAILABLE								
DPTO	\$0	\$0	\$95,500	\$0	\$0	\$0	\$0	\$95,500
FAA	\$0	\$0	\$573,000	\$0	\$0	\$0	\$0	\$573,000
LF	\$0	\$0	\$95,500	\$0	\$0	\$0	\$0	\$95,500
Totals:	\$0	\$0	\$764,000	\$0	\$0	\$0	\$0	\$764,000
Item 435225 1 Totals:	\$0	\$0	\$764,000	\$0	\$0	\$0	\$0	\$764,000

Item Number: **435215 1** Description: TAMPA INTERNATIONAL AIRPORT - TAXIWAY T AND CORPORATE ROAD LRTP: System Preservation, p. 161
 Extra Description: REALIGNMENT AND ASPHALT SERVICE ROAD REPLACEMENT
 Type of Work: AVIATION PRESERVATION PROJECT
 Project Length: 0 ***SIS***

Fund	<2018	2018	2019	2020	2021	2022	>2022	All Years
CAPITAL - RESPONSIBLE AGENCY NOT AVAILABLE								
DDR	\$0	\$0	\$3,916,030	\$0	\$0	\$0	\$0	\$3,916,030
LF	\$0	\$0	\$3,916,030	\$0	\$0	\$0	\$0	\$3,916,030
Totals:	\$0	\$0	\$7,832,060	\$0	\$0	\$0	\$0	\$7,832,060
Item 435215 1 Totals:	\$0	\$0	\$7,832,060	\$0	\$0	\$0	\$0	\$7,832,060

Item Number: **435722 1** Description: TAMPA INTERNATIONAL AIRPORT GATEWAY CENTER - AUTOMATED PEOPLE MOVER L RTP: Fig. 3-27
 Extra Description: FROM RENTAL CAR FACILITY TO TERMINAL
 Type of Work: AVIATION CAPACITY PROJECT
 Project Length: 0 *SIS*

Fund	<2018	2018	2019	2020	2021	2022	>2022	All Years
CAPITAL - RESPONSIBLE AGENCY NOT AVAILABLE								
DIS	\$2,402,978	\$0	\$0	\$0	\$0	\$0	\$0	\$2,402,978
GMR	\$151,597,022	\$20,000,000	\$20,000,000	\$0	\$0	\$0	\$0	\$191,597,022
LF	\$154,000,000	\$20,000,000	\$20,000,000	\$0	\$0	\$0	\$0	\$194,000,000
Totals:	\$308,000,000	\$40,000,000	\$40,000,000	\$0	\$0	\$0	\$0	\$388,000,000
Item 435722 1 Totals:	\$308,000,000	\$40,000,000	\$40,000,000	\$0	\$0	\$0	\$0	\$388,000,000

Item Number: **432970 1** Description: TAMPA INTERNATIONAL AIRPORT -STRUCTURAL AND PAVEMENT INSPECT & DESIGN L RTP: System Preservation, p. 161
 Extra Description: INSPECTION AND DESIGN
 Type of Work: AVIATION PRESERVATION PROJECT
 Project Length: 0 *SIS*

Fund	<2018	2018	2019	2020	2021	2022	>2022	All Years
CAPITAL - RESPONSIBLE AGENCY NOT AVAILABLE								
LF	\$0	\$234,100	\$0	\$0	\$0	\$0	\$0	\$234,100
DPTO	\$0	\$234,000	\$0	\$0	\$0	\$0	\$0	\$234,000
Totals:	\$0	\$468,100	\$0	\$0	\$0	\$0	\$0	\$468,100
Item 432970 1 Totals:	\$0	\$468,100	\$0	\$0	\$0	\$0	\$0	\$468,100

Item Number: **432974 1** Description: TAMPA INTERNATIONAL AIRPORT-GEORGE BEAN PARKWAY/BESSIE COLEMAN SRV RD L RTP: System Preservation, p. 161
 Extra Description: FROM POST OFFICE NORTH TO AS/F ASPHALT PAVEMENT OVERLAY
 Type of Work: AVIATION REVENUE/OPERATIONAL
 Project Length: 0 *SIS*

Fund	<2018	2018	2019	2020	2021	2022	>2022	All Years
CAPITAL - RESPONSIBLE AGENCY NOT AVAILABLE								
LF	\$0	\$2,885,000	\$0	\$0	\$0	\$0	\$0	\$2,885,000
DDR	\$0	\$1,223,996	\$0	\$0	\$0	\$0	\$0	\$1,223,996
Totals:	\$0	\$4,108,996	\$0	\$0	\$0	\$0	\$0	\$4,108,996
Item 432974 1 Totals:	\$0	\$4,108,996	\$0	\$0	\$0	\$0	\$0	\$4,108,996

Item Number: 436190 1		Description: TAMPA INTERNATIONAL AIRPORT GATEWAY CENTER					LRTP: Fig. 3-27		
Amended		Extra Description: TAMPA INTERNATIONAL AIRPORT GATEWAY CENTER							
Type of Work: AVIATION CAPACITY PROJECT									
Project Length: 0							*NON-SIS*		
Fund	<2018	2018	2019	2020	2021	2022	>2022	All Years	
Construction/Improvements - Responsible Agency Not Available									
Modified	LF	\$0	\$388,000,000	\$0	\$0	\$0	\$0	\$388,000,000	
Totals:		\$0	\$388,000,000	\$0	\$0	\$0	\$0	\$388,000,000	
Item 436190 1 Totals:		\$0	\$388,000,000	\$0	\$0	\$0	\$0	\$388,000,000	

FLP: SEAPORT

Item Number: **433240 1** Description: PORT TAMPA BAY - EASTPORT BERTH DEVELOPMENT LRTP: Objective 4.4
 Extra Description: TAMPA PORT AUTHORITY
 Type of Work: SEAPORT CAPACITY PROJECT
 Project Length: 0 ***SIS***

Fund	<2018	2018	2019	2020	2021	2022	>2022	All Years
CAPITAL - RESPONSIBLE AGENCY NOT AVAILABLE								
LF	\$0	\$5,000,000	\$0	\$0	\$0	\$0	\$0	\$5,000,000
GMR	\$0	\$5,000,000	\$0	\$0	\$0	\$0	\$0	\$5,000,000
Totals:	\$0	\$10,000,000	\$0	\$0	\$0	\$0	\$0	\$10,000,000
Item 433240 1 Totals:	\$0	\$10,000,000	\$0	\$0	\$0	\$0	\$0	\$10,000,000

Item Number: **440318 1** Description: PORT TAMPA BAY - EASTPORT UPLAND CARGO IMPROVEMENTS LRTP: System Preservation, p. 161
 Extra Description: EASTPORT DEVELOPMENT -PHASE II
 Type of Work: SEAPORT CAPACITY PROJECT
 Project Length: 0 ***SIS***

Fund	<2018	2018	2019	2020	2021	2022	>2022	All Years
CAPITAL - RESPONSIBLE AGENCY NOT AVAILABLE								
LF	\$0	\$0	\$10,000,000	\$0	\$0	\$0	\$0	\$10,000,000
GMR	\$0	\$0	\$10,000,000	\$0	\$0	\$0	\$0	\$10,000,000
Totals:	\$0	\$0	\$20,000,000	\$0	\$0	\$0	\$0	\$20,000,000
Item 440318 1 Totals:	\$0	\$0	\$20,000,000	\$0	\$0	\$0	\$0	\$20,000,000

Item Number: **440710 1** Description: PORT TAMPA BAY - HOOKERS POINT CARGO BERTH IMPROVEMENTS L RTP: System Preservation, p. 161
 Extra Description: BERTH 219 NORTHWARD EXTENTION
 Type of Work: SEAPORT CAPACITY PROJECT
 Project Length: 0 ***SIS***

Fund	<2018	2018	2019	2020	2021	2022	>2022	All Years
CAPITAL - RESPONSIBLE AGENCY NOT AVAILABLE								
LF	\$0	\$1,016,667	\$0	\$0	\$0	\$0	\$0	\$1,016,667
PORT	\$0	\$3,050,000	\$0	\$0	\$0	\$0	\$0	\$3,050,000
Totals:	\$0	\$4,066,667	\$0	\$0	\$0	\$0	\$0	\$4,066,667
Item 440710 1 Totals:	\$0	\$4,066,667	\$0	\$0	\$0	\$0	\$0	\$4,066,667

Item Number: **440711 1** Description: PORT TAMPA BAY- -PORT SUTTON CARGO BERTH IMPROVEMENTS L RTP: System Preservation, p. 161
 Extra Description:
 Type of Work: SEAPORT CAPACITY PROJECT
 Project Length: 0 ***SIS***

Fund	<2018	2018	2019	2020	2021	2022	>2022	All Years
CAPITAL - RESPONSIBLE AGENCY NOT AVAILABLE								
PORT	\$0	\$1,150,000	\$0	\$0	\$0	\$0	\$0	\$1,150,000
LF	\$0	\$383,333	\$0	\$0	\$0	\$0	\$0	\$383,333
Totals:	\$0	\$1,533,333	\$0	\$0	\$0	\$0	\$0	\$1,533,333
Item 440711 1 Totals:	\$0	\$1,533,333	\$0	\$0	\$0	\$0	\$0	\$1,533,333

FLP: TRANSIT

Item Number: **440742 1** Description: **HART Fowler Ave/Nebraska Ave/Florida Ave Corridor Analysis** L RTP: Choices when not driving, p. 166
Amended Extra Description: PROJECT DEVELOPMENT-METRO RAPID
 Type of Work: PTO STUDIES
 Project Length: 0 *NON-SIS*

Fund	<2018	2018	2019	2020	2021	2022	>2022	All Years
P D & E - MANAGED BY HILLSBOROUGH COUNTY								
DIH	\$1,000	\$0	\$0	\$0	\$0	\$0	\$0	\$1,000
DS	\$0	\$214,700	\$0	\$0	\$0	\$0	\$0	\$214,700
DDR	\$0	\$2,285,300	\$0	\$0	\$0	\$0	\$0	\$2,285,300
Totals:	\$1,000	\$2,500,000	\$0	\$0	\$0	\$0	\$0	\$2,501,000
Item 440742 1 Totals:	\$1,000	\$2,500,000	\$0	\$0	\$0	\$0	\$0	\$2,501,000

Item Number: **414963 2** Description: **HART - FHWA SURFACE TRANSPORTATION PROGRAM** L RTP: System preservation, p. 161
 Extra Description: SURFACE TRANSPORTATION: BUS REPLACEMENTS
 Type of Work: PURCHASE VEHICLES/EQUIPMENT
 Project Length: 0 *NON-SIS*

Fund	<2018	2018	2019	2020	2021	2022	>2022	All Years
CAPITAL - MANAGED BY HILLSBOROUGH COUNTY								
FTAT	\$19,200,000	\$0	\$0	\$0	\$0	\$0	\$0	\$19,200,000
SU	\$19,200,000	\$6,300,000	\$5,220,000	\$4,000,000	\$4,000,000	\$4,000,000	\$0	\$42,720,000
Totals:	\$38,400,000	\$6,300,000	\$5,220,000	\$4,000,000	\$4,000,000	\$4,000,000	\$0	\$61,920,000
Item 414963 2 Totals:	\$38,400,000	\$6,300,000	\$5,220,000	\$4,000,000	\$4,000,000	\$4,000,000	\$0	\$61,920,000

Item Number: **436677 1** Description: HART - FHWA SURFACE TRANSPORTATION PROGRAM. L RTP: Choices when not driving, p. 166
 Extra Description: CAPITAL ASSISTANCE: REGIONAL FARE COLLECTION SYSTEM
 Type of Work: CAPITAL FOR FIXED ROUTE
 Project Length: 0 *NON-SIS*

Fund	<2018	2018	2019	2020	2021	2022	>2022	All Years
CAPITAL - MANAGED BY HILLSBOROUGH COUNTY								
LF	\$0	\$226,407	\$0	\$0	\$0	\$0	\$0	\$226,407
SU	\$0	\$850,000	\$1,000,000	\$0	\$0	\$0	\$0	\$1,850,000
TRWR	\$0	\$623,593	\$1,000,000	\$0	\$0	\$0	\$0	\$1,623,593
Totals:	\$0	\$1,700,000	\$2,000,000	\$0	\$0	\$0	\$0	\$3,700,000
Item 436677 1 Totals:	\$0	\$1,700,000	\$2,000,000	\$0	\$0	\$0	\$0	\$3,700,000

Item Number: **435141 1** Description: HART - FHWA SURFACE TRANSPORTATION PROGRAM.. L RTP: System preservation, p. 161
 Extra Description: TECO STREETCAR CAPITAL MAINTENANCE
 Type of Work: FIXED GUIDEWAY IMPROVEMENTS
 Project Length: 0 *NON-SIS*

Fund	<2018	2018	2019	2020	2021	2022	>2022	All Years
CAPITAL - MANAGED BY HILLSBOROUGH COUNTY								
SU	\$100,000	\$0	\$880,006	\$0	\$0	\$0	\$0	\$980,006
FTAT	\$100,000	\$0	\$0	\$0	\$0	\$0	\$0	\$100,000
Totals:	\$200,000	\$0	\$880,006	\$0	\$0	\$0	\$0	\$1,080,006
Item 435141 1 Totals:	\$200,000	\$0	\$880,006	\$0	\$0	\$0	\$0	\$1,080,006

Item Number: **437804 1** Description: HART - PREMIUM TRANSIT FEASIBILITY STUDY L RTP: 60, 61, 62, 95, 21
 Extra Description: TAMPA BAY REGIONAL INTERCOUNTY SERVICE EVALUATION
 Type of Work: PTO STUDIES
 Project Length: 0.038 *NON-SIS*

Fund	<2018	2018	2019	2020	2021	2022	>2022	All Years
P D & E - MANAGED BY HILLSBOROUGH COUNTY								
DS	\$500,000	\$1,000,000	\$0	\$0	\$0	\$0	\$0	\$1,500,000
DIH	\$1,000	\$0	\$0	\$0	\$0	\$0	\$0	\$1,000
Totals:	\$501,000	\$1,000,000	\$0	\$0	\$0	\$0	\$0	\$1,501,000
Item 437804 1 Totals:	\$501,000	\$1,000,000	\$0	\$0	\$0	\$0	\$0	\$1,501,000

Item Number: **430322 1** Description: HART - TRANSIT CORRIDOR. L RTP: Choices when not driving, p. 166
 Extra Description: REGIONAL INTERCOUNTY SVC. HILLSBOROUGH OPERATING (20X) ALONG FLETCHER AVE AND I-275,
 FROM TARGET SUPER CENTER IN LUTZ TO MTC. FDOT PARTICIPATING 100%.
 Type of Work: TRANSIT IMPROVEMENT
 Project Length: 0 *NON-SIS*

Fund	<2018	2018	2019	2020	2021	2022	>2022	All Years
OPERATIONS - MANAGED BY HILLSBOROUGH COUNTY								
DPTO	\$1,605,000	\$241,000	\$252,407	\$248,000	\$285,915	\$0	\$0	\$2,632,322
Totals:	\$1,605,000	\$241,000	\$252,407	\$248,000	\$285,915	\$0	\$0	\$2,632,322
Item 430322 1 Totals:	\$1,605,000	\$241,000	\$252,407	\$248,000	\$285,915	\$0	\$0	\$2,632,322

Item Number: **402251 1** Description: HART PUBLIC TRANSIT BLOCK GRANT PROGRAM- OPERATING L RTP: Choices when not driving, p. 166
 Extra Description: HART - STATE TRANSIT BLOCK GRANT
 Type of Work: OPERATING FOR FIXED ROUTE
 Project Length: 0 *NON-SIS*

Fund	<2018	2018	2019	2020	2021	2022	>2022	All Years
OPERATIONS - MANAGED BY HILLSBOROUGH COUNTY								
DS	\$14,619,394	\$0	\$0	\$0	\$0	\$0	\$0	\$14,619,394
DPTO	\$14,414,165	\$1,656,752	\$471,198	\$330,864	\$347,407	\$364,776	\$0	\$17,585,162
DDR	\$32,651,492	\$3,114,608	\$4,457,681	\$4,844,460	\$5,086,682	\$5,341,018	\$0	\$55,495,941
LF	\$57,248,360	\$4,771,360	\$4,928,879	\$5,175,323	\$5,434,089	\$5,705,794	\$0	\$83,263,805
Totals:	\$118,933,411	\$9,542,720	\$9,857,758	\$10,350,647	\$10,868,178	\$11,411,588	\$0	\$170,964,302
Item 402251 1 Totals:	\$118,933,411	\$9,542,720	\$9,857,758	\$10,350,647	\$10,868,178	\$11,411,588	\$0	\$170,964,302

Item Number: **408109 1** Description: HART SECTION 5307 L RTP: Choices when not driving, p. 166
Amended Extra Description: FTA SECTION 5307 CAPITAL ASSISTANCE
 Type of Work: CAPITAL FOR FIXED ROUTE
 Project Length: 0 *NON-SIS*

Fund	<2018	2018	2019	2020	2021	2022	>2022	All Years
CAPITAL - MANAGED BY HILLSBOROUGH COUNTY								
Modified FTA	\$87,068,742	\$58,177,660	\$16,528,240	\$16,528,240	\$16,528,240	\$16,528,240	\$0	\$211,359,362
Totals:	\$87,068,742	\$58,177,660	\$16,528,240	\$16,528,240	\$16,528,240	\$16,528,240	\$0	\$211,359,362
Item 408109 1 Totals:	\$87,068,742	\$58,177,660	\$16,528,240	\$16,528,240	\$16,528,240	\$16,528,240	\$0	\$211,359,362

Item Number: **420741 1** Description: HART TRANSIT CORRIDOR PROGRAM 51X-OPERATING L RTP: Choices when not driving, p. 166
 Extra Description: INTER-COUNTY SERVICE BETWEEN PASCO & HILLSBOROUGH OPERATING
 Type of Work: URBAN CORRIDOR IMPROVEMENTS
 Project Length: 0 *NON-SIS*

Fund	<2018	2018	2019	2020	2021	2022	>2022	All Years
OPERATIONS - MANAGED BY HILLSBOROUGH COUNTY								
DS	\$455,000	\$0	\$0	\$0	\$0	\$0	\$0	\$455,000
DDR	\$1,041,527	\$77,323	\$84,259	\$88,713	\$0	\$0	\$0	\$1,291,822
DPTO	\$1,250,804	\$334,902	\$350,781	\$151,287	\$285,915	\$0	\$0	\$2,373,689
Totals:	\$2,747,331	\$412,225	\$435,040	\$240,000	\$285,915	\$0	\$0	\$4,120,511
Item 420741 1 Totals:	\$2,747,331	\$412,225	\$435,040	\$240,000	\$285,915	\$0	\$0	\$4,120,511

Item Number: **402255 1** Description: HILLSBOROUGH CTY MPO TRANSIT PLANNING SECTION 5305 L RTP: Goal IV
 Extra Description: SECTION 5305 MPO TRANSPORTATION PLANNING
 Type of Work: PTO STUDIES
 Project Length: 0 *NON-SIS*

Fund	<2018	2018	2019	2020	2021	2022	>2022	All Years
PLANNING - MANAGED BY HILLSBOROUGH MPO								
DU	\$5,233,824	\$311,523	\$311,523	\$320,869	\$329,907	\$339,804	\$0	\$6,847,450
LF	\$627,051	\$38,940	\$38,940	\$40,109	\$41,238	\$42,476	\$0	\$828,754
DDR	\$523,648	\$38,940	\$38,940	\$40,109	\$41,238	\$0	\$0	\$682,875
DPTO	\$103,796	\$0	\$0	\$0	\$0	\$42,476	\$0	\$146,272
DS	\$26,335	\$0	\$0	\$0	\$0	\$0	\$0	\$26,335
Totals:	\$6,514,654	\$389,403	\$389,403	\$401,087	\$412,383	\$424,756	\$0	\$8,531,686
Item 402255 1 Totals:	\$6,514,654	\$389,403	\$389,403	\$401,087	\$412,383	\$424,756	\$0	\$8,531,686

Item Number: **424093 1** Description: NEW NORTH TRANSPORTATION ALLIANCE - COMMUTER ASSISTANCE L RTP: Choices when not driving, p. 166
 Extra Description: (NNTA)
 Type of Work: COMMUTER TRANS. ASSISTANCE
 Project Length: 0 *NON-SIS*

Fund	<2018	2018	2019	2020	2021	2022	>2022	All Years
OPERATIONS - MANAGED BY UNIVERSITY OF SOUTH FLORIDA								
DS	\$49,226	\$0	\$0	\$0	\$0	\$0	\$0	\$49,226
DPTO	\$233,503	\$39,000	\$0	\$0	\$0	\$0	\$0	\$272,503
DDR	\$150,000	\$0	\$0	\$0	\$0	\$0	\$0	\$150,000
LF	\$415,393	\$39,000	\$0	\$0	\$0	\$0	\$0	\$454,393
Totals:	\$848,122	\$78,000	\$0	\$0	\$0	\$0	\$0	\$926,122
Item 424093 1 Totals:	\$848,122	\$78,000	\$0	\$0	\$0	\$0	\$0	\$926,122

Item Number: **440689 1** Description: NEW NORTH TRANSPORTATION ALLIANCE (NNTA) L RTP: Choices when not driving, p. 166
 Extra Description: NEIGHBORHOOD2GO
 Type of Work: COMMUTER TRANS. ASSISTANCE
 Project Length: 0 *NON-SIS*

Fund	<2018	2018	2019	2020	2021	2022	>2022	All Years
OPERATIONS - MANAGED BY UNIVERSITY OF SOUTH FLORIDA								
LF	\$0	\$395,000	\$0	\$0	\$0	\$0	\$0	\$395,000
DPTO	\$0	\$395,000	\$0	\$0	\$0	\$0	\$0	\$395,000
Totals:	\$0	\$790,000	\$0	\$0	\$0	\$0	\$0	\$790,000
Item 440689 1 Totals:	\$0	\$790,000	\$0	\$0	\$0	\$0	\$0	\$790,000

Item Number: **440687 1** Description: NEW NORTH TRANSPORTATION ALLIANCE PROJECT L RTP: Choices when not driving, p. 166
 Extra Description: COMMUTER ASSISTANCE DEVELOPMENT PROGRAM
 Type of Work: COMMUTER TRANS. ASSISTANCE
 Project Length: 0 *NON-SIS*

Fund	<2018	2018	2019	2020	2021	2022	>2022	All Years
OPERATIONS - MANAGED BY UNIVERSITY OF SOUTH FLORIDA								
LF	\$0	\$189,000	\$0	\$0	\$0	\$0	\$0	\$189,000
DPTO	\$0	\$189,000	\$0	\$0	\$0	\$0	\$0	\$189,000
Totals:	\$0	\$378,000	\$0	\$0	\$0	\$0	\$0	\$378,000
Item 440687 1 Totals:	\$0	\$378,000	\$0	\$0	\$0	\$0	\$0	\$378,000

Item Number: **429925 1** Description: RURAL MAP 21 ADA L RTP: Choices when not driving, p. 166
 Extra Description: MAP 21-5310 ADA EXTENSIONS, EXPANSION, VOUCHERS TRANSIT PASS
 Type of Work: TRANSIT IMPROVEMENT
 Project Length: 0 *NON-SIS*

Fund	<2018	2018	2019	2020	2021	2022	>2022	All Years
OPERATIONS - MANAGED BY HILLSBOROUGH COUNTY								
DU	\$217,678	\$285,132	\$0	\$0	\$0	\$0	\$0	\$502,810
LF	\$217,678	\$285,132	\$0	\$0	\$0	\$0	\$0	\$502,810
Totals:	\$435,356	\$570,264	\$0	\$0	\$0	\$0	\$0	\$1,005,620
Item 429925 1 Totals:	\$435,356	\$570,264	\$0	\$0	\$0	\$0	\$0	\$1,005,620

Item Number: **429926 1** Description: SMALL URBAN MAP 21 ADA L RTP: Choices when not driving, p. 166
 Extra Description: MAP 21-5310 MOBILITY MANAGEMENT ACTIVITY
 Type of Work: OPERATING/ADMIN. ASSISTANCE
 Project Length: 0 *NON-SIS*

Fund	<2018	2018	2019	2020	2021	2022	>2022	All Years
OPERATIONS - MANAGED BY HILLSBOROUGH COUNTY								
DPTO	\$28,433	\$0	\$0	\$0	\$0	\$0	\$0	\$28,433
DDR	\$4,631	\$0	\$0	\$0	\$0	\$0	\$0	\$4,631
LF	\$0	\$142,715	\$0	\$0	\$0	\$0	\$0	\$142,715
DU	\$109,496	\$142,715	\$0	\$0	\$0	\$0	\$0	\$252,211
Totals:	\$142,560	\$285,430	\$0	\$0	\$0	\$0	\$0	\$427,990
CAPITAL - MANAGED BY HILLSBOROUGH COUNTY								
DU	\$165,020	\$0	\$0	\$0	\$0	\$0	\$0	\$165,020
Totals:	\$165,020	\$0	\$0	\$0	\$0	\$0	\$0	\$165,020
Item 429926 1 Totals:	\$307,580	\$285,430	\$0	\$0	\$0	\$0	\$0	\$593,010

Item Number: **408205 2** Description: TBARTA - FHWA SURFACE TRANSPORTATION PROGRAM L RTP: Choices when not driving, p. 166
 Extra Description: TRAVEL DEMAND MGT/OUTREACH AND EDUCATION; COMMUTER SERVICES
 Type of Work: COMMUTER TRANS. ASSISTANCE
 Project Length: 0 *NON-SIS*

Fund	<2018	2018	2019	2020	2021	2022	>2022	All Years
OPERATIONS - MANAGED BY BAY AREA COMMUTER SERVICES								
SU	\$230,000	\$0	\$0	\$0	\$0	\$0	\$0	\$230,000
SU	\$245,000	\$0	\$0	\$0	\$0	\$0	\$0	\$245,000
SU	\$0	\$0	\$350,000	\$0	\$0	\$0	\$0	\$350,000
Totals:	\$475,000	\$0	\$350,000	\$0	\$0	\$0	\$0	\$825,000
CAPITAL - MANAGED BY BAY AREA COMMUTER SERVICES								
SU	\$650,000	\$0	\$0	\$0	\$0	\$0	\$0	\$650,000
Totals:	\$650,000	\$0	\$0	\$0	\$0	\$0	\$0	\$650,000
Item 408205 2 Totals:	\$1,125,000	\$0	\$350,000	\$0	\$0	\$0	\$0	\$1,475,000

Item Number: **430175 1** Description: TBARTA - FHWA SURFACE TRANSPORTATION PROGRAM. L RTP: System preservation, p. 161
 Extra Description: TRAVEL DEMAND/OUTREACH & EDUCATION
 Type of Work: PURCHASE VEHICLES/EQUIPMENT
 Project Length: 0 *NON-SIS*

Fund	<2018	2018	2019	2020	2021	2022	>2022	All Years
CAPITAL - MANAGED BY BAY AREA COMMUTER SERVICES								
TRWR	\$120,000	\$0	\$0	\$0	\$0	\$0	\$0	\$120,000
SU	\$697,200	\$800,000	\$800,000	\$0	\$0	\$0	\$0	\$2,297,200
Totals:	\$817,200	\$800,000	\$800,000	\$0	\$0	\$0	\$0	\$2,417,200
Item 430175 1 Totals:	\$817,200	\$800,000	\$800,000	\$0	\$0	\$0	\$0	\$2,417,200

Item Number: **412533 1** Description: TRANSPORTATION MANAGEMENT ORGANIZATION COORDINATING GROUP L RTP: Choices when not driving, p. 166
 Extra Description: OPERATING ASSISTANCE
 Type of Work: COMMUTER TRANS. ASSISTANCE
 Project Length: 0 *NON-SIS*

Fund	<2018	2018	2019	2020	2021	2022	>2022	All Years
OPERATIONS - MANAGED BY BAY AREA COMMUTER SERVICES								
DPTO	\$303,937	\$430,000	\$469,000	\$509,170	\$0	\$0	\$0	\$1,712,107
DDR	\$1,450,662	\$0	\$0	\$0	\$600,545	\$603,161	\$0	\$2,654,368
DS	\$200,000	\$0	\$0	\$0	\$0	\$0	\$0	\$200,000
Totals:	\$1,954,599	\$430,000	\$469,000	\$509,170	\$600,545	\$603,161	\$0	\$4,566,475
Item 412533 1 Totals:	\$1,954,599	\$430,000	\$469,000	\$509,170	\$600,545	\$603,161	\$0	\$4,566,475

Item Number: **415172 1** Description: HART FIXED GUIDEWAY L RTP: System preservation, p. 161
Amended Extra Description: SECTION 5309/5337
 Type of Work: TRANSIT IMPROVEMENT
 Project Length: 0 *NON-SIS*

Fund	<2018	2018	2019	2020	2021	2022	>2022	All Years
CAPITAL - Managed by HILLSBOROUGH COUNTY								
Modified FTA	\$3,381,896	\$609,696	\$0	\$0	\$0	\$0	\$0	\$3,991,592
Totals:	\$3,381,896	\$609,696	\$0	\$0	\$0	\$0	\$0	\$3,991,592
Item 415172 1 Totals:	\$3,381,896	\$609,696	\$0	\$0	\$0	\$0	\$0	\$3,991,592

Item Number: **434366 1** Description: HART SECTION 5339 CAPITAL ACTIVITIES L RTP: System preservation, p. 161
Amended Extra Description: HART FTA SECTION 5339 CNG VEHICLE PURCHASES
 Type of Work: PURCHASE VEHICLES/EQUIPMENT
 Project Length: *NON-SIS*

Fund	<2018	2018	2019	2020	2021	2022	>2022	All Years
Grants and Miscellaneous - Managed by HART								
Modified Section 5339	\$1,297,193	\$6,829,972	\$0	\$0	\$0	\$0	\$0	\$8,127,165
Totals:	\$1,297,193	\$6,829,972	\$0	\$0	\$0	\$0	\$0	\$8,127,165
Item 434366 1 Totals:	\$1,297,193	\$6,829,972	\$0	\$0	\$0	\$0	\$0	\$8,127,165

FLP: INTERMODAL

Item Number: **440335 1** Description: PORT TAMPA BAY - HOOKERS POINT INTERMODAL IMPROVEMENTS LRTP: Minimize congestion, p. 163
 Extra Description:
 Type of Work: SEAPORT CAPACITY PROJECT
 Project Length: 0 ***SIS***

Fund	<2018	2018	2019	2020	2021	2022	>2022	All Years
CAPITAL - RESPONSIBLE AGENCY NOT AVAILABLE								
LF	\$0	\$0	\$1,499,908	\$0	\$0	\$0	\$0	\$1,499,908
DDR	\$0	\$0	\$1,499,908	\$0	\$0	\$0	\$0	\$1,499,908
Totals:	\$0	\$0	\$2,999,816	\$0	\$0	\$0	\$0	\$2,999,816
Item 440335 1 Totals:	\$0	\$0	\$2,999,816	\$0	\$0	\$0	\$0	\$2,999,816

Item Number: **440336 1** Description: PORT TAMPA BAY - PORT SUTTON INTERMODAL IMPROVEMENTS LRTP: Minimize congestion, p. 163
 Extra Description:
 Type of Work: SEAPORT CAPACITY PROJECT
 Project Length: 0 ***SIS***

Fund	<2018	2018	2019	2020	2021	2022	>2022	All Years
CAPITAL - RESPONSIBLE AGENCY NOT AVAILABLE								
LF	\$0	\$1,433,941	\$0	\$0	\$0	\$0	\$0	\$1,433,941
DDR	\$0	\$1,349,246	\$0	\$0	\$0	\$0	\$0	\$1,349,246
DPTO	\$0	\$84,695	\$0	\$0	\$0	\$0	\$0	\$84,695
Totals:	\$0	\$2,867,882	\$0	\$0	\$0	\$0	\$0	\$2,867,882
Item 440336 1 Totals:	\$0	\$2,867,882	\$0	\$0	\$0	\$0	\$0	\$2,867,882

MISCELLANEOUS

Item Number: **422929 3** Description: HENRY CANAL FROM W OF HOOVER BLVD TO HOOVER BLVD L RTP: Vulnerability reduction, p. 164
 Extra Description:
 Type of Work: DRAINAGE IMPROVEMENTS
 Project Length: 0.249 ***SIS***

Fund	<2018	2018	2019	2020	2021	2022	>2022	All Years
PRELIMINARY ENGINEERING - MANAGED BY FDOT								
DS	\$187,597	\$0	\$0	\$0	\$0	\$0	\$0	\$187,597
DDR	\$348,461	\$0	\$0	\$0	\$0	\$0	\$0	\$348,461
DIH	\$80,763	\$0	\$0	\$0	\$0	\$0	\$0	\$80,763
Totals:	\$616,821	\$0	\$0	\$0	\$0	\$0	\$0	\$616,821
RIGHT OF WAY - MANAGED BY FDOT								
DS	\$103,220	\$0	\$0	\$0	\$0	\$0	\$0	\$103,220
DIH	\$80,078	\$0	\$0	\$0	\$0	\$0	\$0	\$80,078
DDR	\$306,880	\$0	\$0	\$0	\$0	\$0	\$0	\$306,880
Totals:	\$490,178	\$0	\$0	\$0	\$0	\$0	\$0	\$490,178
CONSTRUCTION - MANAGED BY FDOT								
DIH	\$0	\$53,070	\$0	\$0	\$0	\$0	\$0	\$53,070
DDR	\$0	\$3,935,351	\$0	\$0	\$0	\$0	\$0	\$3,935,351
Totals:	\$0	\$3,988,421	\$0	\$0	\$0	\$0	\$0	\$3,988,421
Item 422929 3 Totals:	\$1,106,999	\$3,988,421	\$0	\$0	\$0	\$0	\$0	\$5,095,420

Item Number: **422929 4** Description: HENRY CANAL FROM HOOVER BLVD TO ANDERSON RD L RTP: Vulnerability reduction, p. 164
 Extra Description:
 Type of Work: DRAINAGE IMPROVEMENTS
 Project Length: 0.616 *NON-SIS*

Fund	<2018	2018	2019	2020	2021	2022	>2022	All Years
PRELIMINARY ENGINEERING - MANAGED BY FDOT								
DIH	\$30,174	\$0	\$0	\$0	\$0	\$0	\$0	\$30,174
DS	\$28,914	\$0	\$0	\$0	\$0	\$0	\$0	\$28,914
DDR	\$379,937	\$0	\$0	\$0	\$0	\$0	\$0	\$379,937
Totals:	\$439,025	\$0	\$0	\$0	\$0	\$0	\$0	\$439,025
RIGHT OF WAY - MANAGED BY FDOT								
DIH	\$60,039	\$0	\$0	\$0	\$0	\$0	\$0	\$60,039
DS	\$61,829	\$0	\$0	\$0	\$0	\$0	\$0	\$61,829
DDR	\$108,871	\$0	\$0	\$0	\$0	\$0	\$0	\$108,871
Totals:	\$230,739	\$0	\$0	\$0	\$0	\$0	\$0	\$230,739
CONSTRUCTION - MANAGED BY FDOT								
DIH	\$0	\$325,183	\$0	\$0	\$0	\$0	\$0	\$325,183
DDR	\$0	\$3,661,679	\$0	\$0	\$0	\$0	\$0	\$3,661,679
Totals:	\$0	\$3,986,862	\$0	\$0	\$0	\$0	\$0	\$3,986,862
Item 422929 4 Totals:	\$669,764	\$3,986,862	\$0	\$0	\$0	\$0	\$0	\$4,656,626

Item Number: **422929 5** Description: HENRY CANAL FROM ANDERSON RD TO HESPERIDES ST L RTP: Vulnerability reduction, p. 164
Amended Extra Description:
 Type of Work: DRAINAGE IMPROVEMENTS
 Project Length: 0.418 *NON-SIS*

Fund	<2018	2018	2019	2020	2021	2022	>2022	All Years
PRELIMINARY ENGINEERING - MANAGED BY FDOT								
DS	\$310,428	\$0	\$0	\$0	\$0	\$0	\$0	\$310,428
DDR	\$3,951	\$0	\$0	\$0	\$0	\$0	\$0	\$3,951
Modified DIH	\$26,674	\$6,946	\$0	\$0	\$0	\$0	\$0	\$33,620
Totals:	\$341,053	\$6,946	\$0	\$0	\$0	\$0	\$0	\$347,999
RIGHT OF WAY - MANAGED BY FDOT								
Modified DS	\$0	\$73,700	\$0	\$0	\$0	\$0	\$0	\$73,700
Modified DIH	\$0	\$20,000	\$0	\$0	\$0	\$0	\$0	\$20,000
Totals:	\$0	\$93,700	\$0	\$0	\$0	\$0	\$0	\$93,700
RAILROAD & UTILITIES - MANAGED BY FDOT								
DDR	\$10,000	\$0	\$0	\$0	\$0	\$0	\$0	\$10,000
Totals:	\$10,000	\$0	\$0	\$0	\$0	\$0	\$0	\$10,000
Item 422929 5 Totals:	\$351,053	\$100,646	\$0	\$0	\$0	\$0	\$0	\$451,699

Item Number: **441361 1** Description: REGIONAL WATER QUALITY IMPROVEMENT - RIVER TOWER PARK AND PALM RIVER L RTP: Choices when not driving, p. 166
Amended Extra Description: RESTORATION AND STORMWATER IMPROVEMENTS
 Type of Work: DRAINAGE IMPROVEMENTS
 Project Length: *NON-SIS*

Fund	<2018	2018	2019	2020	2021	2022	>2022	All Years
PRELIMINARY ENGINEERING - MANAGED BY FDOT								
Added DIH	\$0	\$300	\$0	\$0	\$0	\$0	\$0	\$300
Totals:	\$0	\$300	\$0	\$0	\$0	\$0	\$0	\$300
ENVIRONMENTAL - MANAGED BY FDOT								
Added DEM	\$0	\$102,561	\$0	\$0	\$0	\$0	\$0	\$102,561
Totals:	\$0	\$102,561	\$0	\$0	\$0	\$0	\$0	\$102,561
Item 441361 1 Totals:	\$0	\$102,861	\$0	\$0	\$0	\$0	\$0	\$102,861

Item Number: **433925 1** Description: SELMON GREENWAY CONNECTOR SR 60 AT 19TH ST L RTP: Choices when not driving, p. 166
 Extra Description: DESIGN AND CONSTRUCT TRAIL HEAD
 Type of Work: BIKE PATH/TRAIL
 Project Length: 0 *NON-SIS*

Fund	<2018	2018	2019	2020	2021	2022	>2022	All Years
PRELIMINARY ENGINEERING - MANAGED BY TAMPA HILLSBOROUGH COUNTY EXPRE								
TALU	\$0	\$41,048	\$0	\$0	\$0	\$0	\$0	\$41,048
Totals:	\$0	\$41,048	\$0	\$0	\$0	\$0	\$0	\$41,048
CONSTRUCTION - MANAGED BY TAMPA HILLSBOROUGH COUNTY EXPRE								
TALU	\$0	\$0	\$0	\$396,998	\$0	\$0	\$0	\$396,998
Totals:	\$0	\$0	\$0	\$396,998	\$0	\$0	\$0	\$396,998
Item 433925 1 Totals:	\$0	\$41,048	\$0	\$396,998	\$0	\$0	\$0	\$438,046

Item Number: **439481 1** Description: SOUTH COAST COUNTY GREENWAY-PH 1A FROM E SHELL POINT RD TO 19TH AVE NE L RTP: Choices when not driving, p. 166
 Extra Description: CONSTRUCT APPROX 1.7 MILE 12' PAVED TRAIL
 Type of Work: BIKE PATH/TRAIL
 Project Length: 1.2 *NON-SIS*

Fund	<2018	2018	2019	2020	2021	2022	>2022	All Years
CONSTRUCTION - MANAGED BY HILLSBOROUGH CO BOARD OF COUNTY								
TALT	\$0	\$0	\$0	\$0	\$1,180,277	\$0	\$0	\$1,180,277
TALU	\$0	\$0	\$0	\$0	\$1,208,402	\$0	\$0	\$1,208,402
Totals:	\$0	\$0	\$0	\$0	\$2,388,679	\$0	\$0	\$2,388,679
Item 439481 1 Totals:	\$0	\$0	\$0	\$0	\$2,388,679	\$0	\$0	\$2,388,679

Item Number: **439482 1** Description: TAMPA BYPASS CANAL TRAIL FROM N 34TH ST TO SR 581 (BRUCE B DOWNS) L RTP: Choices when not driving, p. 166
 Extra Description: 12' MULTI USE TRAIL
 Type of Work: PD&E/EMO STUDY
 Project Length: 0 *NON-SIS*

Fund	<2018	2018	2019	2020	2021	2022	>2022	All Years
P D & E - MANAGED BY HILLSBOROUGH CO BOARD OF COUNTY								
TALT	\$0	\$50,850	\$0	\$0	\$0	\$0	\$0	\$50,850
TALU	\$0	\$700,150	\$0	\$0	\$0	\$0	\$0	\$700,150
Totals:	\$0	\$751,000	\$0	\$0	\$0	\$0	\$0	\$751,000
Item 439482 1 Totals:	\$0	\$751,000	\$0	\$0	\$0	\$0	\$0	\$751,000

Item Number: **439482 2** Description: TAMPA BYPASS CANAL TRAIL FROM N 34TH ST TO SR 581 (BRUCE B DOWNS). L RTP: Choices when not driving, p. 166
 Extra Description: ADDITION OF 12' MULTI USE TRAIL
 Type of Work: BIKE PATH/TRAIL
 Project Length: 0 *NON-SIS*

Fund	<2018	2018	2019	2020	2021	2022	>2022	All Years
PRELIMINARY ENGINEERING - MANAGED BY HILLSBOROUGH CO BOARD OF COUNTY								
TALT	\$0	\$0	\$0	\$246,970	\$0	\$0	\$0	\$246,970
TALU	\$0	\$0	\$0	\$132,030	\$0	\$0	\$0	\$132,030
Totals:	\$0	\$0	\$0	\$379,000	\$0	\$0	\$0	\$379,000
Item 439482 2 Totals:	\$0	\$0	\$0	\$379,000	\$0	\$0	\$0	\$379,000

Item Number: **440989 1** Description: TAMPA URBAN AREA HEALTH IMPACT ASSESSMENT L RTP: Vulnerability reduction, p. 164
Amended Extra Description:
 Type of Work: PD&E/EMO STUDY
 Project Length: *NON-SIS*

Fund	<2018	2018	2019	2020	2021	2022	>2022	All Years
P D & E - MANAGED BY FDOT								
Added DDR	\$0	\$50,000	\$0	\$0	\$0	\$0	\$0	\$50,000
Totals:	\$0	\$50,000	\$0	\$0	\$0	\$0	\$0	\$50,000
Item 440989 1 Totals:	\$0	\$50,000	\$0	\$0	\$0	\$0	\$0	\$50,000

FIXED CAPITAL OUTLAY

Item Number: **433243 1** Description: TAMPA DISTRICT HEADQUARTERS CHILLER SYSTEM REPLACEMENT [MAJOR PROJECT] LRTP: Objective 6.2
 Extra Description:
 Type of Work: FIXED CAPITAL OUTLAY
 Project Length: 0 *NON-SIS*

Fund	<2018	2018	2019	2020	2021	2022	>2022	All Years
CONSTRUCTION - MANAGED BY FDOT								
FCO	\$0	\$3,600,106	\$0	\$0	\$0	\$0	\$0	\$3,600,106
Totals:	\$0	\$3,600,106	\$0	\$0	\$0	\$0	\$0	\$3,600,106
Item 433243 1 Totals:	\$0	\$3,600,106	\$0	\$0	\$0	\$0	\$0	\$3,600,106

Item Number: **440422 1** Description: TAMPA DISTRICT HEADQUARTERS OFFICE 2018 RENOVATIONS LRTP: System Preservation, p. 161
 Extra Description:
 Type of Work: FIXED CAPITAL OUTLAY
 Project Length: 0 *NON-SIS*

Fund	<2018	2018	2019	2020	2021	2022	>2022	All Years
CONSTRUCTION - MANAGED BY FDOT								
FCO	\$0	\$344,200	\$0	\$0	\$0	\$0	\$0	\$344,200
Totals:	\$0	\$344,200	\$0	\$0	\$0	\$0	\$0	\$344,200
Item 440422 1 Totals:	\$0	\$344,200	\$0	\$0	\$0	\$0	\$0	\$344,200

Item Number: **440420 1** Description: TAMPA OPERATIONS CENTER ADA DOOR OPENERS INSTALLATION LRTP: System Preservation, p. 161
 Extra Description:
 Type of Work: FIXED CAPITAL OUTLAY
 Project Length: 0 *NON-SIS*

Fund	<2018	2018	2019	2020	2021	2022	>2022	All Years
CONSTRUCTION - MANAGED BY FDOT								
FCO	\$0	\$7,000	\$0	\$0	\$0	\$0	\$0	\$7,000
Totals:	\$0	\$7,000	\$0	\$0	\$0	\$0	\$0	\$7,000
Item 440420 1 Totals:	\$0	\$7,000	\$0	\$0	\$0	\$0	\$0	\$7,000

Item Number: **440421 1** Description: TAMPA OPERATIONS CENTER HURRICANE SHUTTERS NEW INSTALLATION L RTP: System Preservation, p. 161
 Extra Description:
 Type of Work: FIXED CAPITAL OUTLAY
 Project Length: 0 *NON-SIS*

Fund	<2018	2018	2019	2020	2021	2022	>2022	All Years
CONSTRUCTION - MANAGED BY FDOT								
FCO	\$0	\$44,464	\$0	\$0	\$0	\$0	\$0	\$44,464
Totals:	\$0	\$44,464	\$0	\$0	\$0	\$0	\$0	\$44,464
Item 440421 1 Totals:	\$0	\$44,464	\$0	\$0	\$0	\$0	\$0	\$44,464

FLP: MULTIMODAL FACILITY

Item Number: **415348 2** Description: MULTIMODAL TERMINALS L RTP: 83
 Extra Description:
 Type of Work: INTERMODAL HUB CAPACITY
 Project Length: 0 *SIS*

Fund	<2018	2018	2019	2020	2021	2022	>2022	All Years
PRELIMINARY ENGINEERING - MANAGED BY FDOT								
DS	\$604	\$0	\$0	\$0	\$0	\$0	\$0	\$604
Totals:	\$604	\$0	\$0	\$0	\$0	\$0	\$0	\$604
RIGHT OF WAY - MANAGED BY FDOT								
DIH	\$20,622	\$0	\$0	\$0	\$0	\$0	\$0	\$20,622
DS	\$92,975	\$0	\$0	\$0	\$0	\$0	\$0	\$92,975
DI	\$44,500,081	\$510,919	\$0	\$0	\$0	\$0	\$0	\$45,011,000
Totals:	\$44,613,678	\$510,919	\$0	\$0	\$0	\$0	\$0	\$45,124,597
Item 415348 2 Totals:	\$44,614,282	\$510,919	\$0	\$0	\$0	\$0	\$0	\$45,125,201

GRAND TOTAL	\$1,180,630,433	\$962,507,145	\$293,760,191	\$214,534,181	\$415,420,911	\$379,353,880	\$354,445,369	\$3,800,655,768
--------------------	------------------------	----------------------	----------------------	----------------------	----------------------	----------------------	----------------------	------------------------

Section 2 - Hillsborough County Projects

Effective Date: 10/1/2017 **Hillsborough County**
5 Year TIP
Hillsborough County, District 7

HIGHWAYS

Item Number: **C61909000** Description: Boyette Road West Boundary to Lithia-Pinecrest LRTP: None
 Extra Description:
 Type of Work: WIDEN/RESURFACE EXIST LANES
 Project Length: ***SIS***

Fund	<2018	2018	2019	2020	2021	2022	>2022	All Years
CONSTRUCTION - Managed by HILLSBOROUGH COUNTY								
IMPAC	\$0	\$38,000	\$38,000	\$38,000	\$38,000	\$0	\$0	\$152,000
Totals:	\$0	\$38,000	\$38,000	\$38,000	\$38,000	\$0	\$0	\$152,000
Item C61909000 Totals:	\$0	\$38,000	\$38,000	\$38,000	\$38,000	\$0	\$0	\$152,000

MAINTENANCE

Item Number: **C62120000** Description: Bridge and Guardrail Rehabilitation and Repair LRTP: None
 Extra Description:
 Type of Work: BRIDGE-REPAIR/REHABILITATION
 Project Length: ***SIS***

Fund	<2018	2018	2019	2020	2021	2022	>2022	All Years
Construction - Managed by HILLSBOROUGH COUNTY								
LF	\$0	\$3,100,000	\$3,100,000	\$3,100,000	\$3,100,000	\$0	\$0	\$12,400,000
GAS	\$0	\$400,000	\$400,000	\$400,000	\$400,000	\$0	\$0	\$1,600,000
Totals:	\$0	\$3,500,000	\$3,500,000	\$3,500,000	\$3,500,000	\$0	\$0	\$14,000,000
Item C62120000 Totals:	\$0	\$3,500,000	\$3,500,000	\$3,500,000	\$3,500,000	\$0	\$0	\$14,000,000

Item Number: **C69631000** Description: Pavement Treatment Program LRTP: None
 Extra Description:
 Type of Work: RESURFACING
 Project Length: ***SIS***

Fund	<2018	2018	2019	2020	2021	2022	>2022	All Years
Construction - Managed by HILLSBOROUGH COUNTY								
LF	\$0	\$6,800,000	\$6,800,000	\$6,800,000	\$6,800,000	\$0	\$0	\$27,200,000
GAS	\$0	\$6,400,000	\$6,400,000	\$6,400,000	\$6,400,000	\$0	\$0	\$25,600,000
Totals:	\$0	\$13,200,000	\$13,200,000	\$13,200,000	\$13,200,000	\$0	\$0	\$52,800,000
Item C69631000 Totals:	\$0	\$13,200,000	\$13,200,000	\$13,200,000	\$13,200,000	\$0	\$0	\$52,800,000

TRANSIT

Item Number: **C61010000** Description: HARTLine Capital Allocation L RTP: None
 Extra Description:
 Type of Work: TRANSIT IMPROVEMENT
 Project Length: ***SIS***

Fund	<2018	2018	2019	2020	2021	2022	>2022	All Years
Non-Capital - Managed by HILLSBOROUGH COUNTY								
IMPAC	\$0	\$72,000	\$72,000	\$72,000	\$72,000	\$0	\$0	\$288,000
Totals:	\$0	\$72,000	\$72,000	\$72,000	\$72,000	\$0	\$0	\$288,000
Item C61010000 Totals:	\$0	\$72,000	\$72,000	\$72,000	\$72,000	\$0	\$0	\$288,000

MISCELLANEOUS

Item Number: **C61035000** Description: Paved Shoulders / Bicycle Lanes L RTP: None
 Extra Description:
 Type of Work: BIKE LANE/SIDEWALK
 Project Length: ***SIS***

Fund	<2018	2018	2019	2020	2021	2022	>2022	All Years
Construction - Managed by HILLSBOROUGH COUNTY								
GAS	\$0	\$250,000	\$250,000	\$250,000	\$250,000	\$0	\$0	\$1,000,000
Totals:	\$0	\$250,000	\$250,000	\$250,000	\$250,000	\$0	\$0	\$1,000,000
Item C61035000 Totals:	\$0	\$250,000	\$250,000	\$250,000	\$250,000	\$0	\$0	\$1,000,000

Item Number: **C69630000** Description: Sidewalk ADA Retrofit Program L RTP: None
 Extra Description:
 Type of Work: PEDESTRIAN SAFETY IMPROVEMENT
 Project Length: ***SIS***

Fund	<2018	2018	2019	2020	2021	2022	>2022	All Years
Construction - Managed by HILLSBOROUGH COUNTY								
LF	\$0	\$1,000,000	\$1,000,000	\$1,000,000	\$1,000,000	\$0	\$0	\$4,000,000
GAS	\$0	\$550,000	\$550,000	\$550,000	\$550,000	\$0	\$0	\$2,200,000
Totals:	\$0	\$1,550,000	\$1,550,000	\$1,550,000	\$1,550,000	\$0	\$0	\$6,200,000
Item C69630000 Totals:	\$0	\$1,550,000	\$1,550,000	\$1,550,000	\$1,550,000	\$0	\$0	\$6,200,000
GRAND TOTAL	\$0	\$18,610,000	\$18,610,000	\$18,610,000	\$18,610,000	\$0	\$0	\$74,440,000

Section 3 - Temple Terrace Projects

Effective Date: 10/1/2017 **City of Temple Terrace**
5 Year TIP
Hillsborough County, District 7

HIGHWAYS

Item Number: **33-PDE** Description: Davis Road Extension LRTP: None
 Extra Description:
 Type of Work: NEW ROAD CONSTRUCTION
 Project Length: ***SIS***

Fund	<2018	2018	2019	2020	2021	2022	>2022	All Years
Construction - Managed by CITY OF TEMPLE TERRACE								
LF	\$0	\$320,000	\$2,750,000	\$1,350,000	\$0	\$0	\$0	\$4,420,000
Totals:	\$0	\$320,000	\$2,750,000	\$1,350,000	\$0	\$0	\$0	\$4,420,000
Item 33-PDE Totals:	\$0	\$320,000	\$2,750,000	\$1,350,000	\$0	\$0	\$0	\$4,420,000

Item Number: **33-722** Description: Sleepy Hollow Area LRTP: None
 Extra Description:
 Type of Work: RESURFACING
 Project Length: ***SIS***

Fund	<2018	2018	2019	2020	2021	2022	>2022	All Years
Construction - Managed by CITY OF TEMPLE TERRACE								
LF	\$0	\$432,000	\$0	\$0	\$0	\$0	\$0	\$432,000
Totals:	\$0	\$432,000	\$0	\$0	\$0	\$0	\$0	\$432,000
Item 33-722 Totals:	\$0	\$432,000	\$0	\$0	\$0	\$0	\$0	\$432,000

Item Number: **33-723** Description: South of Bullard Area LRTP: None
 Extra Description:
 Type of Work: RESURFACING
 Project Length: ***SIS***

Fund	<2018	2018	2019	2020	2021	2022	>2022	All Years
Construction - Managed by CITY OF TEMPLE TERRACE								
LF	\$0	\$197,000	\$0	\$0	\$0	\$0	\$0	\$197,000
Totals:	\$0	\$197,000	\$0	\$0	\$0	\$0	\$0	\$197,000
Item 33-723 Totals:	\$0	\$197,000	\$0	\$0	\$0	\$0	\$0	\$197,000

MAINTENANCE

Item Number: **33-PMP** Description: Pavement Management Projects LRTP: None
 Extra Description:
 Type of Work: PERIODIC MAINTENANCE
 Project Length: ***SIS***

Fund	<2018	2018	2019	2020	2021	2022	>2022	All Years
Construction - Managed by CITY OF TEMPLE TERRACE								
LF	\$0	\$300,000	\$300,000	\$150,000	\$150,000	\$0	\$0	\$900,000
Totals:	\$0	\$300,000	\$300,000	\$150,000	\$150,000	\$0	\$0	\$900,000
Item 33-PMP Totals:	\$0	\$300,000	\$300,000	\$150,000	\$150,000	\$0	\$0	\$900,000

MISCELLANEOUS

Item Number: **33-500** Description: Miscellaneous Pavement Marking/Signage LRTP: None
 Extra Description:
 Type of Work: SIGNING/PAVEMENT MARKINGS
 Project Length: ***SIS***

Fund	<2018	2018	2019	2020	2021	2022	>2022	All Years
Construction - Managed by CITY OF TEMPLE TERRACE								
LF	\$0	\$30,000	\$30,000	\$30,000	\$30,000	\$0	\$0	\$120,000
Totals:	\$0	\$30,000	\$30,000	\$30,000	\$30,000	\$0	\$0	\$120,000
Item 33-500 Totals:	\$0	\$30,000	\$30,000	\$30,000	\$30,000	\$0	\$0	\$120,000

Item Number: **34-659** Description: Sidewalks, Ramps, Curbs, & ADA Compliance LRTP: None
 Extra Description:
 Type of Work: PEDESTRIAN SAFETY IMPROVEMENT
 Project Length: ***SIS***

Fund	<2018	2018	2019	2020	2021	2022	>2022	All Years
Construction - Managed by CITY OF TEMPLE TERRACE								
LF	\$0	\$163,000	\$140,000	\$70,000	\$70,000	\$0	\$0	\$443,000
Totals:	\$0	\$163,000	\$140,000	\$70,000	\$70,000	\$0	\$0	\$443,000
Item 34-659 Totals:	\$0	\$163,000	\$140,000	\$70,000	\$70,000	\$0	\$0	\$443,000

Item Number: **BCYCLE** Description: Miscellaneous Bicycle Projects LRTP: None
 Extra Description:
 Type of Work: BIKE LANE/SIDEWALK
 Project Length: ***SIS***

Fund	<2018	2018	2019	2020	2021	2022	>2022	All Years
Construction - Managed by CITY OF TEMPLE TERRACE								
LF	\$0	\$2,000	\$2,000	\$2,000	\$2,000	\$0	\$0	\$8,000
Totals:	\$0	\$2,000	\$2,000	\$2,000	\$2,000	\$0	\$0	\$8,000
Item BCYCLE Totals:	\$0	\$2,000	\$2,000	\$2,000	\$2,000	\$0	\$0	\$8,000

GRAND TOTAL	\$0	\$1,444,000	\$3,222,000	\$1,602,000	\$252,000	\$0	\$0	\$6,520,000
--------------------	------------	--------------------	--------------------	--------------------	------------------	------------	------------	--------------------

Section 4 - Plant City Projects

Effective Date: 10/1/2017 **City of Plant City**
5 Year TIP
Hillsborough County, District 7

MAINTENANCE

Item Number: **PC3** Description: Bridge Repair/Replace/Upgrade LRTP: None
 Extra Description: Repair/upgrade/maintenance of City bridges.
 Type of Work: BRIDGE-REPAIR/REHABILITATION
 Project Length: ***SIS***

Fund	<2018	2018	2019	2020	2021	2022	>2022	All Years
Construction - Managed by CITY OF PLANT CITY								
LF	\$0	\$50,000	\$50,000	\$50,000	\$50,000	\$0	\$0	\$200,000
Totals:	\$0	\$50,000	\$50,000	\$50,000	\$50,000	\$0	\$0	\$200,000
Item PC3 Totals:	\$0	\$50,000	\$50,000	\$50,000	\$50,000	\$0	\$0	\$200,000

Item Number: **PC4** Description: Railroad Crossing Repair LRTP: None
 Extra Description: Improvements of railroad crossings. Future year allocations are for programmed renovation based on crossing condition.
 Type of Work: RAILROAD CROSSING
 Project Length: ***SIS***

Fund	<2018	2018	2019	2020	2021	2022	>2022	All Years
Construction - Managed by CITY OF PLANT CITY								
LF	\$0	\$100,000	\$100,000	\$100,000	\$100,000	\$0	\$0	\$400,000
Totals:	\$0	\$100,000	\$100,000	\$100,000	\$100,000	\$0	\$0	\$400,000
Item PC4 Totals:	\$0	\$100,000	\$100,000	\$100,000	\$100,000	\$0	\$0	\$400,000

Item Number: **PC5** Description: Sidewalk Improvements L RTP: None
 Extra Description: Install new sidewalks in various areas throughout the city.
 Type of Work: PEDESTRIAN SAFETY IMPROVEMENT
 Project Length: *SIS*

Fund	<2018	2018	2019	2020	2021	2022	>2022	All Years
Construction - Managed by CITY OF PLANT CITY								
LF	\$0	\$111,500	\$150,000	\$45,000	\$155,000	\$0	\$0	\$461,500
Totals:	\$0	\$111,500	\$150,000	\$45,000	\$155,000	\$0	\$0	\$461,500
Item PC5 Totals:	\$0	\$111,500	\$150,000	\$45,000	\$155,000	\$0	\$0	\$461,500

Item Number: **PC1** Description: Sidewalk Replacement L RTP: None
 Extra Description: Sidewalk repairs and retrofitting to meet the ADA requirements for sidewalks.
 Type of Work: PEDESTRIAN SAFETY IMPROVEMENT
 Project Length: *SIS*

Fund	<2018	2018	2019	2020	2021	2022	>2022	All Years
Construction - Managed by CITY OF PLANT CITY								
LF	\$0	\$65,000	\$150,000	\$150,000	\$150,000	\$0	\$0	\$515,000
Totals:	\$0	\$65,000	\$150,000	\$150,000	\$150,000	\$0	\$0	\$515,000
Item PC1 Totals:	\$0	\$65,000	\$150,000	\$150,000	\$150,000	\$0	\$0	\$515,000

Item Number: **PC2** Description: Street Resurfacing L RTP: None
 Extra Description: Resurface various roads throughout the City.
 Type of Work: RESURFACING
 Project Length: *SIS*

Fund	<2018	2018	2019	2020	2021	2022	>2022	All Years
Construction - Managed by CITY OF PLANT CITY								
LF	\$0	\$1,000,000	\$1,000,000	\$1,000,000	\$1,000,000	\$0	\$0	\$4,000,000
Totals:	\$0	\$1,000,000	\$1,000,000	\$1,000,000	\$1,000,000	\$0	\$0	\$4,000,000
Item PC2 Totals:	\$0	\$1,000,000	\$1,000,000	\$1,000,000	\$1,000,000	\$0	\$0	\$4,000,000

MISCELLANEOUS

Item Number: **PC6** Description: Upgrade ATMS Video Wall L RTP: None
 Extra Description: Upgrade servers, video wall projection engines, hardware/software for the TMC.
 Type of Work: ITS
 Project Length: ***SIS***

Fund	<2018	2018	2019	2020	2021	2022	>2022	All Years
Construction - Managed by CITY OF PLANT CITY								
LF	\$0	\$25,000	\$25,000	\$25,000	\$25,000	\$0	\$0	\$100,000
Totals:	\$0	\$25,000	\$25,000	\$25,000	\$25,000	\$0	\$0	\$100,000
Item PC6 Totals:	\$0	\$25,000	\$25,000	\$25,000	\$25,000	\$0	\$0	\$100,000
GRAND TOTAL	\$0	\$1,351,500	\$1,475,000	\$1,370,000	\$1,480,000	\$0	\$0	\$5,676,500

Section 5 - Tampa Projects

Effective Date: 10/1/2017 **City of Tampa
5 Year TIP
Hillsborough County, District 7**

HIGHWAYS

Item Number: PR_0000005 Description: Armenia Avenue at Busch Boulevard Intersection Improvements L RTP: None
Extra Description: This project provides for the widening of North Armenia Avenue from 2 lanes to 3 lanes between West Sligh Avenue and West Busch Boulevard.
Type of Work: Complete Streets
Project Length: ***SIS***

Fund	<2018	2018	2019	2020	2021	2022	>2022	All Years
Construction/Improvements - Managed by CITY OF TAMPA								
IMPAC and Grants	\$0	\$1,318,967	\$142,500	\$0	\$0	\$0	\$0	\$1,461,467
Totals:	\$0	\$1,318,967	\$142,500	\$0	\$0	\$0	\$0	\$1,461,467
Item PR_0000005 Totals:	\$0	\$1,318,967	\$142,500	\$0	\$0	\$0	\$0	\$1,461,467

Item Number: PR_0000075 Description: Complete Streets Safety Improvements Program L RTP: None
Extra Description: This project provides for multi-modal travel, and safety improvements including automobiles, pedestrians, and bicycles. The program includes traffic circles for traffic calming, sidewalks, bicycle lanes/paths and school zone flashers.
Type of Work: Complete Streets
Project Length: ***SIS***

Fund	<2018	2018	2019	2020	2021	2022	>2022	All Years
Construction/Improvements - Managed by CITY OF TAMPA								
LOGT and Grants	\$0	\$1,163,288	\$672,575	\$210,000	\$200,000	\$0	\$0	\$2,245,863
LOGT and Grants	\$0	\$100,000	\$100,000	\$100,000	\$100,000	\$0	\$0	\$400,000
Totals:	\$0	\$1,263,288	\$772,575	\$310,000	\$300,000	\$0	\$0	\$2,645,863
Item PR_0000075 Totals:	\$0	\$1,263,288	\$772,575	\$310,000	\$300,000	\$0	\$0	\$2,645,863

Item Number: **PR_0000081** Description: Intersection Improvement LRTP: None
Extra Description: This project provides for various intersection improvements. Some of these projects require right-of-way acquisition additions of left turn lanes, auxiliary right turn lanes and signalization improvements. Locations will be determined as needed.
 Type of Work: Intersections
 Project Length: ***SIS***

Fund	<2018	2018	2019	2020	2021	2022	>2022	All Years
Design/Professional Services - Managed by CITY OF TAMPA								
LOGT	\$0	\$100,000	\$100,000	\$100,000	\$100,000	\$0	\$0	\$400,000
LOGT	\$0	\$200,000	\$200,000	\$250,000	\$250,000	\$0	\$0	\$900,000
Totals:	\$0	\$300,000	\$300,000	\$350,000	\$350,000	\$0	\$0	\$1,300,000
Item PR_0000081 Totals:	\$0	\$300,000	\$300,000	\$350,000	\$350,000	\$0	\$0	\$1,300,000

Item Number: **PR_1000775** Description: Westshore Area Roadway Extension LRTP: None
Extra Description: This project provides for an extension of Trask, Occident and Reo Streets beneath the interstate to create new north/south connections and improve traffic circulation within the District.
 Type of Work: NEW ROAD CONSTRUCTION
 Project Length: ***SIS***

Fund	<2018	2018	2019	2020	2021	2022	>2022	All Years
Project Management - Managed by CITY OF TAMPA								
IMPAC	\$0	\$0	\$475,000	\$475,000	\$400,000	\$0	\$0	\$1,350,000
IMPAC	\$0	\$490,900	\$0	\$0	\$0	\$0	\$0	\$490,900
Totals:	\$0	\$490,900	\$475,000	\$475,000	\$400,000	\$0	\$0	\$1,840,900
Item PR_1000775 Totals:	\$0	\$490,900	\$475,000	\$475,000	\$400,000	\$0	\$0	\$1,840,900

MAINTENANCE

Item Number: **PR_0000016** Description: Street Resurfacing L RTP: None
 Extra Description: This project provides for contracted street resurfacing and includes enhancements to traffic signs, pavement markings, pedestrian and bicycle facilities, street drainage and traffic signal systems within the resurfacing limits.
 Type of Work: RESURFACING
 Project Length: ***SIS***

Fund	<2018	2018	2019	2020	2021	2022	>2022	All Years
Design/Professional Services - Managed by CITY OF TAMPA								
LOGT	\$0	\$50,000	\$50,000	\$50,000	\$50,000	\$0	\$0	\$200,000
LOGT	\$0	\$400,000	\$400,000	\$200,000	\$400,000	\$0	\$0	\$1,400,000
LOGT	\$0	\$4,950,000	\$4,950,000	\$5,350,000	\$4,950,000	\$0	\$0	\$20,200,000
Totals:	\$0	\$5,400,000	\$5,400,000	\$5,600,000	\$5,400,000	\$0	\$0	\$21,800,000
Item PR_0000016 Totals:	\$0	\$5,400,000	\$5,400,000	\$5,600,000	\$5,400,000	\$0	\$0	\$21,800,000

Item Number: **PR_0000077** Description: Sidewalks Construction Citywide L RTP: None
 Extra Description: This project provides for necessary engineering design, construction and/or reconstruction of sidewalks in response to requests from schools, neighborhood organizations and citizens.
 Type of Work: Sidewalk
 Project Length: ***SIS***

Fund	<2018	2018	2019	2020	2021	2022	>2022	All Years
Construction/Improvements - Managed by CITY OF TAMPA								
LOGT and CIT	\$0	\$380,000	\$500,000	\$500,000	\$500,000	\$0	\$0	\$1,880,000
LOGT	\$0	\$80,000	\$0	\$0	\$0	\$0	\$0	\$80,000
Totals:	\$0	\$460,000	\$500,000	\$500,000	\$500,000	\$0	\$0	\$1,960,000
Item PR_0000077 Totals:	\$0	\$460,000	\$500,000	\$500,000	\$500,000	\$0	\$0	\$1,960,000

Item Number: **PR_0000084** Description: Seawall Improvements LRTP: None
Extra Description: This project provides for improvements of various seawalls abutting City right-of-ways. The seawall protects the road and all utilities within the right-of-way. The project may include repair of the sheet pile, pile cap or the addition of rip-rap.
Type of Work: Seawalls
Project Length: ***SIS***

Fund	<2018	2018	2019	2020	2021	2022	>2022	All Years
Project Management - Managed by CITY OF TAMPA								
LOGT	\$0	\$13,000	\$10,000	\$13,000	\$15,000	\$0	\$0	\$51,000
LOGT	\$0	\$120,000	\$120,000	\$120,000	\$120,000	\$0	\$0	\$480,000
Totals:	\$0	\$133,000	\$130,000	\$133,000	\$135,000	\$0	\$0	\$531,000
Item PR_0000084 Totals:	\$0	\$133,000	\$130,000	\$133,000	\$135,000	\$0	\$0	\$531,000

Item Number: **PR_0000086** Description: Traffic Signals LRTP: None
Extra Description: The project provides for vital upgrades to the City's aging signal infrastructure and installation of new signals from the City's 250 plus assets to improve safety, extend infrastructure life and meet requirements mandated by the City.
Type of Work: TRAFFIC SIGNALS
Project Length: ***SIS***

Fund	<2018	2018	2019	2020	2021	2022	>2022	All Years
Construction/Improvements - Managed by CITY OF TAMPA								
LOGT	\$0	\$500,000	\$50,000	\$500,000	\$500,000	\$0	\$0	\$1,550,000
Totals:	\$0	\$500,000	\$50,000	\$500,000	\$500,000	\$0	\$0	\$1,550,000
Item PR_0000086 Totals:	\$0	\$500,000	\$50,000	\$500,000	\$500,000	\$0	\$0	\$1,550,000

Item Number: **PR_0000087** Description: Roadway Signage LRTP: None
Extra Description: This project provides for fabrication and installation of new and upgraded stop signs, traffic signs, street name signs, parking signs, and transportation directed pavement markings and crosswalks to improve inadequacies throughout the City.
Type of Work: Complete Streets
Project Length: ***SIS***

Fund	<2018	2018	2019	2020	2021	2022	>2022	All Years
Construction/Improvements - Managed by CITY OF TAMPA								
LOGT	\$0	\$150,000	\$150,000	\$0	\$100,000	\$0	\$0	\$400,000
Totals:	\$0	\$150,000	\$150,000	\$0	\$100,000	\$0	\$0	\$400,000
Item PR_0000087 Totals:	\$0	\$150,000	\$150,000	\$0	\$100,000	\$0	\$0	\$400,000

<u>Item Number:</u> PR_1000257	<u>Description:</u> Moveable Bridge Improvements	<u>L RTP:</u> None
<u>Type of Work:</u> Bridge Repair	<u>Extra Description:</u> This project provides for repair and rehabilitation of moveable bridges. There are three City-owned bridges and two County-owned bridges that must provide safe access for all modes of traffic: vehicular, pedestrian and bicycle.	
<u>Project Length:</u>		*SIS*

Fund	<2018	2018	2019	2020	2021	2022	>2022	All Years
Construction/Improvements - Managed by CITY OF TAMPA								
LOGT	\$0	\$250,000	\$250,000	\$250,000	\$250,000	\$0	\$0	\$1,000,000
Totals:	\$0	\$250,000	\$250,000	\$250,000	\$250,000	\$0	\$0	\$1,000,000
Item PR_1000257 Totals:	\$0	\$250,000	\$250,000	\$250,000	\$250,000	\$0	\$0	\$1,000,000

TRANSIT

<u>Item Number:</u> PR_1000575	<u>Description:</u> Streetcar Infrastructure	<u>L RTP:</u> None
<u>Type of Work:</u> FIXED GUIDEWAY IMPROVEMENTS	<u>Extra Description:</u> This project provides for reconditioning or replacing components exhibiting deterioration, damage or obsolescence, rectifying maintenance issues and anticipating component life cycles.	
<u>Project Length:</u>		*SIS*

Fund	<2018	2018	2019	2020	2021	2022	>2022	All Years
Construction/Improvements - Managed by CITY OF TAMPA								
UST	\$0	\$250,000	\$250,000	\$250,000	\$250,000	\$0	\$0	\$1,000,000
Totals:	\$0	\$250,000	\$250,000	\$250,000	\$250,000	\$0	\$0	\$1,000,000
Item PR_1000575 Totals:	\$0	\$250,000	\$250,000	\$250,000	\$250,000	\$0	\$0	\$1,000,000

MISCELLANEOUS

Item Number: **PR_0000080** Description: Intelligent Transportation Systems Program LRTP: None
 Extra Description: This project provides for the replacement and installation of CCTV cameras, advanced vehicle detection, CCTV poles and communication for cameras used for traffic monitoring, emergency incident management and special events.
 Type of Work: ITS
 Project Length: ***SIS***

Fund	<2018	2018	2019	2020	2021	2022	>2022	All Years
Project Management - Managed by CITY OF TAMPA								
LOGT	\$0	\$26,000	\$26,000	\$26,000	\$26,000	\$0	\$0	\$104,000
LOGT	\$0	\$74,000	\$74,000	\$74,000	\$74,000	\$0	\$0	\$296,000
Totals:	\$0	\$100,000	\$100,000	\$100,000	\$100,000	\$0	\$0	\$400,000
Item PR_0000080 Totals:	\$0	\$100,000	\$100,000	\$100,000	\$100,000	\$0	\$0	\$400,000

Item Number: **PR_1000250** Description: Citywide LRTP: None
 Extra Description: This project provides for the maintenance of CCTV traffic monitoring cameras, video vehicle detection, CCTV poles and both fiber optic and copper communication systems for signs and the installation and maintenance of variable message signs.
 Type of Work: Intersections
 Project Length: ***SIS***

Fund	<2018	2018	2019	2020	2021	2022	>2022	All Years
Construction/Improvements - Managed by CITY OF TAMPA								
LOGT	\$0	\$40,000	\$40,000	\$40,000	\$40,000	\$0	\$0	\$160,000
LOGT	\$0	\$20,000	\$20,000	\$20,000	\$20,000	\$0	\$0	\$80,000
LOGT	\$0	\$60,000	\$60,000	\$60,000	\$60,000	\$0	\$0	\$240,000
Totals:	\$0	\$120,000	\$120,000	\$120,000	\$120,000	\$0	\$0	\$480,000
Item PR_1000250 Totals:	\$0	\$120,000	\$120,000	\$120,000	\$120,000	\$0	\$0	\$480,000

<u>Item Number:</u> PR_1000251	<u>Description:</u> Traffic Signal Communication Support (ITS)	<u>L RTP:</u> None
	<u>Extra Description:</u> This project provides for the installation of CCTV traffic monitoring cameras, video vehicle detection, CCTV poles and both fiber optic and copper communication systems for signs and the installation and maintenance of variable message signs.	
<u>Type of Work:</u> TRAFFIC OPS IMPROVEMENT		
<u>Project Length:</u>		*SIS*

Fund	<2018	2018	2019	2020	2021	2022	>2022	All Years
Design/Professional Services - Managed by CITY OF TAMPA								
LOGT	\$0	\$190,000	\$180,000	\$190,000	\$190,000	\$0	\$0	\$750,000
Totals:	\$0	\$190,000	\$180,000	\$190,000	\$190,000	\$0	\$0	\$750,000
Item PR_1000251 Totals:	\$0	\$190,000	\$180,000	\$190,000	\$190,000	\$0	\$0	\$750,000

<u>Item Number:</u> PR_1000771	<u>Description:</u> LED Replacement Program	<u>L RTP:</u> None
	<u>Extra Description:</u> This project provides for high priority replacement of LED signals and pedestrian indicators that are at the end of their 6 year specified life. This project covers approximately 250 intersections to meet federal mandates and improve public safety.	
<u>Type of Work:</u> Intersections		
<u>Project Length:</u>		*SIS*

Fund	<2018	2018	2019	2020	2021	2022	>2022	All Years
Construction/Improvements - Managed by CITY OF TAMPA								
LOGT	\$0	\$250,000	\$250,000	\$350,000	\$350,000	\$0	\$0	\$1,200,000
Totals:	\$0	\$250,000	\$250,000	\$350,000	\$350,000	\$0	\$0	\$1,200,000
Item PR_1000771 Totals:	\$0	\$250,000	\$250,000	\$350,000	\$350,000	\$0	\$0	\$1,200,000

GRAND TOTAL	\$0	\$11,176,155	\$9,070,075	\$9,128,000	\$8,945,000	\$0	\$0	\$38,319,230
--------------------	------------	---------------------	--------------------	--------------------	--------------------	------------	------------	---------------------

Section 6 - Aviation Authority Projects

Effective Date: 10/1/2017 **Aviation Authority
5 Year TIP
Hillsborough County, District 7**

AVIATION

Item Number: **HCAA8** Description: All Airports - Airport & Airfield Support LRTP: None
 Extra Description:
 Type of Work: AVIATION REVENUE/OPERATIONAL
 Project Length: ***SIS***

Fund	<2018	2018	2019	2020	2021	2022	>2022	All Years
Construction - Managed by AVIATION AUTHORITY								
HCAA	\$0	\$0	\$1,944,200	\$0	\$240,000	\$0	\$0	\$2,184,200
FDOT Grants	\$0	\$0	\$407,600	\$0	\$0	\$0	\$0	\$407,600
Totals:	\$0	\$0	\$2,351,800	\$0	\$240,000	\$0	\$0	\$2,591,800
Item HCAA8 Totals:	\$0	\$0	\$2,351,800	\$0	\$240,000	\$0	\$0	\$2,591,800

Item Number: **POK4** Description: Peter O'Knight - Terminal Building LRTP: None
 Extra Description:
 Type of Work: AVIATION REVENUE/OPERATIONAL
 Project Length: ***SIS***

Fund	<2018	2018	2019	2020	2021	2022	>2022	All Years
Construction - Managed by AVIATION AUTHORITY								
HCAA	\$0	\$0	\$5,000,000	\$0	\$0	\$0	\$0	\$5,000,000
Totals:	\$0	\$0	\$5,000,000	\$0	\$0	\$0	\$0	\$5,000,000
Item POK4 Totals:	\$0	\$0	\$5,000,000	\$0	\$0	\$0	\$0	\$5,000,000

Item Number: **POK5** Description: Peter O' Knight Airport - Airside/Upgrade & Rehab L RTP: None
 Extra Description:
 Type of Work: AVIATION REVENUE/OPERATIONAL
 Project Length: ***SIS***

Fund	<2018	2018	2019	2020	2021	2022	>2022	All Years
Construction - Managed by AVIATION AUTHORITY								
HCAA	\$0	\$0	\$395,400	\$0	\$0	\$0	\$0	\$395,400
Totals:	\$0	\$0	\$395,400	\$0	\$0	\$0	\$0	\$395,400
Item POK5 Totals:	\$0	\$0	\$395,400	\$0	\$0	\$0	\$0	\$395,400

Item Number: **POK1** Description: Peter O'Knight Airport - Runways L RTP: None
 Extra Description:
 Type of Work: AVIATION REVENUE/OPERATIONAL
 Project Length: ***SIS***

Fund	<2018	2018	2019	2020	2021	2022	>2022	All Years
Construction - Managed by AVIATION AUTHORITY								
HCAA	\$0	\$788,180	\$0	\$0	\$0	\$0	\$0	\$788,180
FDOT Grants	\$0	\$1,230,420	\$0	\$0	\$0	\$0	\$0	\$1,230,420
Totals:	\$0	\$2,018,600	\$0	\$0	\$0	\$0	\$0	\$2,018,600
Item POK1 Totals:	\$0	\$2,018,600	\$0	\$0	\$0	\$0	\$0	\$2,018,600

Item Number: **POK2** Description: Peter O'Knight Airport - Hangars L RTP: None
 Extra Description:
 Type of Work: AVIATION REVENUE/OPERATIONAL
 Project Length: ***SIS***

Fund	<2018	2018	2019	2020	2021	2022	>2022	All Years
Construction - Managed by AVIATION AUTHORITY								
Partnerships	\$0	\$0	\$2,396,600	\$3,882,500	\$0	\$0	\$0	\$6,279,100
HCAA	\$0	\$0	\$288,000	\$36,000	\$0	\$0	\$0	\$324,000
FDOT Grants	\$0	\$0	\$0	\$144,000	\$0	\$0	\$0	\$144,000
Totals:	\$0	\$0	\$2,684,600	\$4,062,500	\$0	\$0	\$0	\$6,747,100
Item POK2 Totals:	\$0	\$0	\$2,684,600	\$4,062,500	\$0	\$0	\$0	\$6,747,100

Item Number: **PCA1** Description: Plant City Airport - Runways L RTP: None
 Extra Description:
 Type of Work: AVIATION REVENUE/OPERATIONAL
 Project Length: ***SIS***

Fund	<2018	2018	2019	2020	2021	2022	>2022	All Years
Construction - Managed by AVIATION AUTHORITY								
FDOT Grants	\$0	\$0	\$2,705,000	\$0	\$0	\$0	\$0	\$2,705,000
HCAA	\$0	\$0	\$2,953,000	\$0	\$0	\$0	\$0	\$2,953,000
Totals:	\$0	\$0	\$5,658,000	\$0	\$0	\$0	\$0	\$5,658,000
Item PCA1 Totals:	\$0	\$0	\$5,658,000	\$0	\$0	\$0	\$0	\$5,658,000

Item Number: **PCA2** Description: Plant City Airport - Hangars L RTP: None
 Extra Description:
 Type of Work: AVIATION REVENUE/OPERATIONAL
 Project Length: ***SIS***

Fund	<2018	2018	2019	2020	2021	2022	>2022	All Years
Construction - Managed by AVIATION AUTHORITY								
Partnerships	\$0	\$0	\$6,790,100	\$0	\$0	\$0	\$0	\$6,790,100
Totals:	\$0	\$0	\$6,790,100	\$0	\$0	\$0	\$0	\$6,790,100
Item PCA2 Totals:	\$0	\$0	\$6,790,100	\$0	\$0	\$0	\$0	\$6,790,100

Item Number: **PCA3** Description: Plant City Airport - Aprons, Ramps and Taxiways L RTP: None
 Extra Description:
 Type of Work: AVIATION REVENUE/OPERATIONAL
 Project Length: ***SIS***

Fund	<2018	2018	2019	2020	2021	2022	>2022	All Years
Construction - Managed by AVIATION AUTHORITY								
HCAA	\$0	\$0	\$0	\$177,000	\$0	\$0	\$0	\$177,000
Totals:	\$0	\$0	\$0	\$177,000	\$0	\$0	\$0	\$177,000
Item PCA3 Totals:	\$0	\$0	\$0	\$177,000	\$0	\$0	\$0	\$177,000

Item Number: **PCA4** Description: Plant City Airport - Terminal Building L RTP: None
 Extra Description:
 Type of Work: AVIATION REVENUE/OPERATIONAL
 Project Length: ***SIS***

Fund	<2018	2018	2019	2020	2021	2022	>2022	All Years
Construction - Managed by AVIATION AUTHORITY								
HCAA	\$0	\$150,000	\$203,600	\$0	\$0	\$0	\$0	\$353,600
Totals:	\$0	\$150,000	\$203,600	\$0	\$0	\$0	\$0	\$353,600
Item PCA4 Totals:	\$0	\$150,000	\$203,600	\$0	\$0	\$0	\$0	\$353,600

Item Number: **PCA8** Description: Plant City Airport - Airport & Airfield Support L RTP: None
 Extra Description:
 Type of Work: AVIATION REVENUE/OPERATIONAL
 Project Length: ***SIS***

Fund	<2018	2018	2019	2020	2021	2022	>2022	All Years
Construction - Managed by AVIATION AUTHORITY								
HCAA	\$0	\$0	\$304,000	\$0	\$0	\$0	\$0	\$304,000
FDOT Grants	\$0	\$0	\$696,000	\$0	\$0	\$0	\$0	\$696,000
Totals:	\$0	\$0	\$1,000,000	\$0	\$0	\$0	\$0	\$1,000,000
Item PCA8 Totals:	\$0	\$0	\$1,000,000	\$0	\$0	\$0	\$0	\$1,000,000

Item Number: **PCA/POK/TEAS** Description: Plant City Airport/Peter O'Knight Airport/Tampa Executive Airport - Airside/Upgrade & L RTP: None
 Extra Description:
 Type of Work: AVIATION REVENUE/OPERATIONAL
 Project Length: ***SIS***

Fund	<2018	2018	2019	2020	2021	2022	>2022	All Years
Construction - Managed by AVIATION AUTHORITY								
FDOT Grants	\$0	\$0	\$720,000	\$0	\$0	\$0	\$0	\$720,000
HCAA	\$0	\$0	\$180,000	\$0	\$0	\$0	\$0	\$180,000
FDOT Grants	\$0	\$0	\$0	\$0	\$364,000	\$0	\$0	\$364,000
Totals:	\$0	\$0	\$900,000	\$0	\$364,000	\$0	\$0	\$1,264,000
Item PCA/POK/TEAS Totals:	\$0	\$0	\$900,000	\$0	\$364,000	\$0	\$0	\$1,264,000

Item Number: **PCA/POK/TEA6** Description: Plant City Airport/Peter O'Knight Airport/Tampa Executive Airport - Service Roads L RTP: None
 Extra Description:
 Type of Work: AVIATION REVENUE/OPERATIONAL
 Project Length: ***SIS***

Fund	<2018	2018	2019	2020	2021	2022	>2022	All Years
Construction - Managed by AVIATION AUTHORITY								
HCAA	\$0	\$0	\$0	\$0	\$91,000	\$0	\$0	\$91,000
Totals:	\$0	\$0	\$0	\$0	\$91,000	\$0	\$0	\$91,000
Item PCA/POK/TEA6 Totals:	\$0	\$0	\$0	\$0	\$91,000	\$0	\$0	\$91,000

Item Number: **TEA1** Description: Tampa Executive Airport - Runways L RTP: None
 Extra Description:
 Type of Work: AVIATION REVENUE/OPERATIONAL
 Project Length: ***SIS***

Fund	<2018	2018	2019	2020	2021	2022	>2022	All Years
Construction - Managed by AVIATION AUTHORITY								
AIP Grants	\$0	\$0	\$2,443,826	\$0	\$0	\$0	\$0	\$2,443,826
FDOT Grants	\$0	\$0	\$525,000	\$451,000	\$28,400	\$0	\$0	\$1,004,400
HCAA	\$0	\$0	\$131,174	\$702,089	\$325,200	\$0	\$0	\$1,158,463
Totals:	\$0	\$0	\$3,100,000	\$1,153,089	\$353,600	\$0	\$0	\$4,606,689
Item TEA1 Totals:	\$0	\$0	\$3,100,000	\$1,153,089	\$353,600	\$0	\$0	\$4,606,689

Item Number: **TEA2** Description: Tampa Executive Airport - Hangars L RTP: None
 Extra Description:
 Type of Work: AVIATION REVENUE/OPERATIONAL
 Project Length: ***SIS***

Fund	<2018	2018	2019	2020	2021	2022	>2022	All Years
Construction - Managed by AVIATION AUTHORITY								
HCAA	\$0	\$140,000	\$0	\$0	\$0	\$0	\$0	\$140,000
Totals:	\$0	\$140,000	\$0	\$0	\$0	\$0	\$0	\$140,000
Item TEA2 Totals:	\$0	\$140,000	\$0	\$0	\$0	\$0	\$0	\$140,000

Item Number: **TEA3** Description: Tampa Executive Airport - Aprons, Ramps and Taxiways L RTP: None
 Extra Description:
 Type of Work: AVIATION REVENUE/OPERATIONAL
 Project Length: ***SIS***

Fund	<2018	2018	2019	2020	2021	2022	>2022	All Years
Construction - Managed by AVIATION AUTHORITY								
AIP Grants	\$0	\$0	\$0	\$3,985,467	\$0	\$0	\$0	\$3,985,467
FDOT Grants	\$0	\$0	\$0	\$1,839,558	\$0	\$0	\$0	\$1,839,558
HCAA	\$0	\$0	\$0	\$4,421,886	\$0	\$0	\$0	\$4,421,886
Totals:	\$0	\$0	\$0	\$10,246,911	\$0	\$0	\$0	\$10,246,911
Item TEA3 Totals:	\$0	\$0	\$0	\$10,246,911	\$0	\$0	\$0	\$10,246,911

Item Number: **TEA4** Description: Tampa Executive Airport - Aprons, Ramps and Taxiways L RTP: None
 Extra Description:
 Type of Work: AVIATION REVENUE/OPERATIONAL
 Project Length: ***SIS***

Fund	<2018	2018	2019	2020	2021	2022	>2022	All Years
Construction - Managed by AVIATION AUTHORITY								
HCAA	\$0	\$0	\$71,100	\$0	\$0	\$0	\$0	\$71,100
FDOT Grants	\$0	\$0	\$284,200	\$0	\$0	\$0	\$0	\$284,200
Totals:	\$0	\$0	\$355,300	\$0	\$0	\$0	\$0	\$355,300
Item TEA4 Totals:	\$0	\$0	\$355,300	\$0	\$0	\$0	\$0	\$355,300

Item Number: **TEA5** Description: Tampa Executive Airport - Airside/Upgrade & Rehab L RTP: None
 Extra Description:
 Type of Work: AVIATION REVENUE/OPERATIONAL
 Project Length: ***SIS***

Fund	<2018	2018	2019	2020	2021	2022	>2022	All Years
Construction - Managed by AVIATION AUTHORITY								
HCAA	\$0	\$0	\$0	\$143,700	\$0	\$0	\$0	\$143,700
FDOT Grants	\$0	\$0	\$0	\$335,300	\$0	\$0	\$0	\$335,300
Totals:	\$0	\$0	\$0	\$479,000	\$0	\$0	\$0	\$479,000
Item TEA5 Totals:	\$0	\$0	\$0	\$479,000	\$0	\$0	\$0	\$479,000

Item Number: **TEA6** Description: Tampa Executive Airport - Service Roads L RTP: None
 Extra Description:
 Type of Work: AVIATION REVENUE/OPERATIONAL
 Project Length: *SIS*

Fund	<2018	2018	2019	2020	2021	2022	>2022	All Years
Construction - Managed by AVIATION AUTHORITY								
FDOT Grants	\$0	\$0	\$170,240	\$0	\$0	\$0	\$0	\$170,240
HCAA	\$0	\$0	\$492,560	\$0	\$0	\$0	\$0	\$492,560
Totals:	\$0	\$0	\$662,800	\$0	\$0	\$0	\$0	\$662,800
Item TEA6 Totals:	\$0	\$0	\$662,800	\$0	\$0	\$0	\$0	\$662,800

Item Number: **TEA7** Description: Tampa Executive Airport - Parking L RTP: None
 Extra Description:
 Type of Work: AVIATION REVENUE/OPERATIONAL
 Project Length: *SIS*

Fund	<2018	2018	2019	2020	2021	2022	>2022	All Years
Construction - Managed by AVIATION AUTHORITY								
HCAA	\$0	\$0	\$0	\$0	\$279,000	\$0	\$0	\$279,000
Totals:	\$0	\$0	\$0	\$0	\$279,000	\$0	\$0	\$279,000
Item TEA7 Totals:	\$0	\$0	\$0	\$0	\$279,000	\$0	\$0	\$279,000

Item Number: **TEA8** Description: Tampa Executive Airport - Airport & Airfield Support L RTP: None
 Extra Description:
 Type of Work: AVIATION REVENUE/OPERATIONAL
 Project Length: *SIS*

Fund	<2018	2018	2019	2020	2021	2022	>2022	All Years
Construction - Managed by AVIATION AUTHORITY								
HCAA	\$0	\$0	\$30,100	\$0	\$0	\$0	\$0	\$30,100
FDOT Grants	\$0	\$0	\$120,400	\$0	\$0	\$0	\$0	\$120,400
Totals:	\$0	\$0	\$150,500	\$0	\$0	\$0	\$0	\$150,500
Item TEA8 Totals:	\$0	\$0	\$150,500	\$0	\$0	\$0	\$0	\$150,500

Item Number: **TEA9** Description: Tampa Executive Airport - Studies & Assessments L RTP: None
 Extra Description:
 Type of Work: AVIATION REVENUE/OPERATIONAL
 Project Length: ***SIS***

Fund	<2018	2018	2019	2020	2021	2022	>2022	All Years
Construction - Managed by AVIATION AUTHORITY								
HCAA	\$0	\$188,200	\$0	\$0	\$0	\$0	\$0	\$188,200
Totals:	\$0	\$188,200	\$0	\$0	\$0	\$0	\$0	\$188,200
Item TEA9 Totals:	\$0	\$188,200	\$0	\$0	\$0	\$0	\$0	\$188,200

Item Number: **TEA/TIA/POK/PCA6** Description: Tampa Executive Airport, Tampa International Airport, Peter O' Knight Airport, Plant C L RTP: None
 Extra Description:
 Type of Work: AVIATION REVENUE/OPERATIONAL
 Project Length: ***SIS***

Fund	<2018	2018	2019	2020	2021	2022	>2022	All Years
Construction - Managed by AVIATION AUTHORITY								
HCAA	\$0	\$0	\$0	\$0	\$150,000	\$0	\$0	\$150,000
Totals:	\$0	\$0	\$0	\$0	\$150,000	\$0	\$0	\$150,000
Item TEA/TIA/POK/PCA6 Totals:	\$0	\$0	\$0	\$0	\$150,000	\$0	\$0	\$150,000

Item Number: **TEA/TIA/POK/PCA8** Description: Tampa Executive Airport, Tampa International Airport, Peter O' Knight Airport, Plant C L RTP: None
 Extra Description:
 Type of Work: AVIATION REVENUE/OPERATIONAL
 Project Length: ***SIS***

Fund	<2018	2018	2019	2020	2021	2022	>2022	All Years
Construction - Managed by AVIATION AUTHORITY								
HCAA	\$0	\$0	\$0	\$0	\$500,000	\$0	\$0	\$500,000
Totals:	\$0	\$0	\$0	\$0	\$500,000	\$0	\$0	\$500,000
Item TEA/TIA/POK/PCA8 Totals:	\$0	\$0	\$0	\$0	\$500,000	\$0	\$0	\$500,000

Item Number: **TIA1** Description: Tampa International Airport - Runways L RTP: None
 Extra Description:
 Type of Work: AVIATION REVENUE/OPERATIONAL
 Project Length: ***SIS***

Fund	<2018	2018	2019	2020	2021	2022	>2022	All Years
Construction - Managed by AVIATION AUTHORITY								
FDOT Grants	\$0	\$0	\$0	\$1,349,920	\$0	\$0	\$0	\$1,349,920
HCAA	\$0	\$533,400	\$471,800	\$2,851,380	\$0	\$0	\$0	\$3,856,580
Totals:	\$0	\$533,400	\$471,800	\$4,201,300	\$0	\$0	\$0	\$5,206,500
Item TIA1 Totals:	\$0	\$533,400	\$471,800	\$4,201,300	\$0	\$0	\$0	\$5,206,500

Item Number: **TIA10** Description: Tampa International Airport - Automated People Mover L RTP: None
 Extra Description:
 Type of Work: AVIATION REVENUE/OPERATIONAL
 Project Length: ***SIS***

Fund	<2018	2018	2019	2020	2021	2022	>2022	All Years
Construction - Managed by AVIATION AUTHORITY								
HCAA	\$0	\$0	\$0	\$872,397	\$0	\$0	\$0	\$872,397
PFC	\$0	\$35,404,450	\$0	\$0	\$0	\$0	\$0	\$35,404,450
Bond	\$0	\$32,506,750	\$0	\$0	\$0	\$0	\$0	\$32,506,750
FDOT Grants	\$0	\$5,400,000	\$0	\$0	\$0	\$0	\$0	\$5,400,000
Totals:	\$0	\$73,311,200	\$0	\$872,397	\$0	\$0	\$0	\$74,183,597
Item TIA10 Totals:	\$0	\$73,311,200	\$0	\$872,397	\$0	\$0	\$0	\$74,183,597

Item Number: **TIA2** Description: Tampa International Airport - Hangars L RTP: None
 Extra Description:
 Type of Work: AVIATION REVENUE/OPERATIONAL
 Project Length: ***SIS***

Fund	<2018	2018	2019	2020	2021	2022	>2022	All Years
Construction - Managed by AVIATION AUTHORITY								
HCAA	\$0	\$0	\$0	\$0	\$421,100	\$0	\$0	\$421,100
Totals:	\$0	\$0	\$0	\$0	\$421,100	\$0	\$0	\$421,100
Item TIA2 Totals:	\$0	\$0	\$0	\$0	\$421,100	\$0	\$0	\$421,100

Item Number: **TIA3** Description: Tampa International Airport - Aprons, Ramps, and Taxiways L RTP: None
 Extra Description:
 Type of Work: AVIATION REVENUE/OPERATIONAL
 Project Length: *SIS*

Fund	<2018	2018	2019	2020	2021	2022	>2022	All Years
Construction - Managed by AVIATION AUTHORITY								
HCAA	\$0	\$0	\$570,000	\$0	\$2,975,752	\$0	\$0	\$3,545,752
FDOT Grants	\$0	\$4,473,088	\$0	\$0	\$2,975,752	\$0	\$0	\$7,448,840
Bond	\$0	\$10,500,000	\$0	\$0	\$0	\$0	\$0	\$10,500,000
PFC	\$0	\$53,366,912	\$0	\$0	\$0	\$0	\$0	\$53,366,912
AIP Grants	\$0	\$0	\$0	\$0	\$3,276,796	\$0	\$0	\$3,276,796
Totals:	\$0	\$68,340,000	\$570,000	\$0	\$9,228,300	\$0	\$0	\$78,138,300
Item TIA3 Totals:	\$0	\$68,340,000	\$570,000	\$0	\$9,228,300	\$0	\$0	\$78,138,300

Item Number: **TIA4** Description: Tampa International Airport - Terminal Building L RTP: None
 Extra Description:
 Type of Work: AVIATION REVENUE/OPERATIONAL
 Project Length: *SIS*

Fund	<2018	2018	2019	2020	2021	2022	>2022	All Years
Construction - Managed by AVIATION AUTHORITY								
Bond	\$0	\$0	\$0	\$15,906,200	\$0	\$0	\$0	\$15,906,200
HCAA	\$0	\$10,986,897	\$2,000,000	\$2,174,300	\$6,185,250	\$0	\$0	\$21,346,447
FDOT Grants	\$0	\$0	\$0	\$0	\$2,875,250	\$0	\$0	\$2,875,250
Totals:	\$0	\$10,986,897	\$2,000,000	\$18,080,500	\$9,060,500	\$0	\$0	\$40,127,897
Item TIA4 Totals:	\$0	\$10,986,897	\$2,000,000	\$18,080,500	\$9,060,500	\$0	\$0	\$40,127,897

Item Number: **TIA5** Description: Tampa International Airport - Airside/Upgrade&Rehab L RTP: None
 Extra Description:
 Type of Work: AVIATION REVENUE/OPERATIONAL
 Project Length: ***SIS***

Fund	<2018	2018	2019	2020	2021	2022	>2022	All Years
Construction - Managed by AVIATION AUTHORITY								
HCAA	\$0	\$13,449,500	\$10,474,422	\$7,526,630	\$268,800	\$0	\$0	\$31,719,352
FDOT Grants	\$0	\$0	\$109,078	\$9,549,505	\$0	\$0	\$0	\$9,658,583
Bond	\$0	\$0	\$0	\$20,654,766	\$0	\$0	\$0	\$20,654,766
Totals:	\$0	\$13,449,500	\$10,583,500	\$37,730,901	\$268,800	\$0	\$0	\$62,032,701
Item TIA5 Totals:	\$0	\$13,449,500	\$10,583,500	\$37,730,901	\$268,800	\$0	\$0	\$62,032,701

Item Number: **TIA6** Description: Tampa International Airport - Service Roads L RTP: None
 Extra Description:
 Type of Work: AVIATION REVENUE/OPERATIONAL
 Project Length: ***SIS***

Fund	<2018	2018	2019	2020	2021	2022	>2022	All Years
Construction - Managed by AVIATION AUTHORITY								
HCAA	\$0	\$0	\$5,097,514	\$0	\$1,240,800	\$0	\$0	\$6,338,314
FDOT Grants	\$0	\$0	\$1,531,496	\$0	\$0	\$0	\$0	\$1,531,496
Totals:	\$0	\$0	\$6,629,010	\$0	\$1,240,800	\$0	\$0	\$7,869,810
Item TIA6 Totals:	\$0	\$0	\$6,629,010	\$0	\$1,240,800	\$0	\$0	\$7,869,810

Item Number: **TIA7** Description: Tampa International Airport - Parking L RTP: None
 Extra Description:
 Type of Work: AVIATION REVENUE/OPERATIONAL
 Project Length: ***SIS***

Fund	<2018	2018	2019	2020	2021	2022	>2022	All Years
Construction - Managed by AVIATION AUTHORITY								
HCAA	\$0	\$732,900	\$8,031,591	\$6,521,551	\$2,585,500	\$0	\$0	\$17,871,542
FDOT Grants	\$0	\$0	\$420,548	\$0	\$0	\$0	\$0	\$420,548
Totals:	\$0	\$732,900	\$8,452,139	\$6,521,551	\$2,585,500	\$0	\$0	\$18,292,090
Item TIA7 Totals:	\$0	\$732,900	\$8,452,139	\$6,521,551	\$2,585,500	\$0	\$0	\$18,292,090

Item Number: **TIA8** Description: Tampa International Airport - Airport & Airfield Support L RTP: None
 Extra Description:
 Type of Work: AVIATION REVENUE/OPERATIONAL
 Project Length: ***SIS***

Fund	<2018	2018	2019	2020	2021	2022	>2022	All Years
Construction - Managed by AVIATION AUTHORITY								
HCAA	\$0	\$5,778,800	\$15,511,659	\$10,446,500	\$5,527,150	\$0	\$0	\$37,264,109
Bond	\$0	\$0	\$5,563,497	\$24,150,000	\$4,000,000	\$0	\$0	\$33,713,497
AIP Grants	\$0	\$0	\$10,809,275	\$0	\$0	\$0	\$0	\$10,809,275
FDOT Grants	\$0	\$0	\$3,468,569	\$0	\$2,770,650	\$0	\$0	\$6,239,219
Totals:	\$0	\$5,778,800	\$35,353,000	\$34,596,500	\$12,297,800	\$0	\$0	\$88,026,100
Item TIA8 Totals:	\$0	\$5,778,800	\$35,353,000	\$34,596,500	\$12,297,800	\$0	\$0	\$88,026,100

Item Number: **TIA9** Description: Tampa International Airport - Studies & Assessments L RTP: None
 Extra Description:
 Type of Work: AVIATION REVENUE/OPERATIONAL
 Project Length: ***SIS***

Fund	<2018	2018	2019	2020	2021	2022	>2022	All Years
Construction - Managed by AVIATION AUTHORITY								
HCAA	\$0	\$200,000	\$300,000	\$2,920,000	\$39,800,000	\$0	\$0	\$43,220,000
FDOT Grants	\$0	\$0	\$0	\$0	\$38,000,000	\$0	\$0	\$38,000,000
Totals:	\$0	\$200,000	\$300,000	\$2,920,000	\$77,800,000	\$0	\$0	\$81,220,000
Item TIA9 Totals:	\$0	\$200,000	\$300,000	\$2,920,000	\$77,800,000	\$0	\$0	\$81,220,000
GRAND TOTAL	\$0	\$175,829,497	\$93,611,549	\$121,041,649	\$114,880,400	\$0	\$0	\$505,363,095

Section 7 - Transportation Disadvantaged Projects

Effective Date: 10/1/2017 **Transportation Disadvantaged**
5 Year TIP
Hillsborough County, District 7

MISCELLANEOUS

Item Number: **TD_Plan** Description: Operating Planning Grant L RTP: None
 Extra Description:
 Type of Work: OPERATING/ADMIN. ASSISTANCE
 Project Length: ***SIS***

Fund	<2018	2018	2019	2020	2021	2022	>2022	All Years
Preliminary Engineering - Managed by TRANSPORTATION DISADVANTAGED								
TDTF	\$0	\$0	\$48,121	\$0	\$0	\$0	\$0	\$48,121
Totals:	\$0	\$0	\$48,121	\$0	\$0	\$0	\$0	\$48,121
Item TD_Plan Totals:	\$0	\$0	\$48,121	\$0	\$0	\$0	\$0	\$48,121

Item Number: **TD_TRIP** Description: Operating Trip / Equipment Grant L RTP: None
 Extra Description:
 Type of Work: OPERATING/ADMIN. ASSISTANCE
 Project Length: ***SIS***

Fund	<2018	2018	2019	2020	2021	2022	>2022	All Years
Grants and Miscellaneous - Managed by TRANSPORTATION DISADVANTAGED								
LF	\$0	\$0	\$4,141,122	\$0	\$0	\$0	\$0	\$4,141,122
State	\$0	\$0	\$2,271,684	\$0	\$0	\$0	\$0	\$2,271,684
Totals:	\$0	\$0	\$6,412,806	\$0	\$0	\$0	\$0	\$6,412,806
Item TD_TRIP Totals:	\$0	\$0	\$6,412,806	\$0	\$0	\$0	\$0	\$6,412,806
GRAND TOTAL	\$0	\$0	\$6,460,927	\$0	\$0	\$0	\$0	\$6,460,927

Section 8 - HART Projects

Effective Date: 10/1/2017

**HART
5 Year TIP
Hillsborough County, District 7**

TRANSIT

Item Number: **422799 3** Description: Autonomous Vehicles LRTP: None
 Extra Description:
 Type of Work: TRANSIT IMPROVEMENT
 Project Length: ***SIS***

Fund	<2018	2018	2019	2020	2021	2022	>2022	All Years
Grants and Miscellaneous - Managed by HART								
State	\$0	\$500,000	\$500,000	\$0	\$0	\$0	\$0	\$1,000,000
Totals:	\$0	\$500,000	\$500,000	\$0	\$0	\$0	\$0	\$1,000,000
Item 422799 3 Totals:	\$0	\$500,000	\$500,000	\$0	\$0	\$0	\$0	\$1,000,000

Item Number: **434366 1** Description: Bus and Bus Facilities Formula LRTP: System preservation, p. 161
 Extra Description:
 Type of Work: PURCHASE VEHICLES/EQUIPMENT
 Project Length: ***SIS***

Fund	<2018	2018	2019	2020	2021	2022	>2022	All Years
Grants and Miscellaneous - Managed by HART								
Section 5339	\$0	\$1,223,267	\$1,223,267	\$1,223,267	\$1,223,267	\$1,223,267	\$0	\$6,116,335
Totals:	\$0	\$1,223,267	\$1,223,267	\$1,223,267	\$1,223,267	\$1,223,267	\$0	\$6,116,335
Item 434366 1 Totals:	\$0	\$1,223,267	\$1,223,267	\$1,223,267	\$1,223,267	\$1,223,267	\$0	\$6,116,335

Item Number: **414963 2** Description: Bus Replacements L RTP: System preservation, p. 161
 Extra Description:
 Type of Work: PURCHASE VEHICLES/EQUIPMENT
 Project Length: ***SIS***

Fund	<2018	2018	2019	2020	2021	2022	>2022	All Years
Grants and Miscellaneous - Managed by HART								
FHWA STP	\$0	\$6,300,000	\$5,220,000	\$4,000,000	\$4,000,000	\$4,000,000	\$0	\$23,520,000
Totals:	\$0	\$6,300,000	\$5,220,000	\$4,000,000	\$4,000,000	\$4,000,000	\$0	\$23,520,000
Item 414963 2 Totals:	\$0	\$6,300,000	\$5,220,000	\$4,000,000	\$4,000,000	\$4,000,000	\$0	\$23,520,000

Item Number: **440742 1** Description: East-West BRT Corridor Study L RTP: Choices when not driving, p. 166
 Extra Description:
 Type of Work: TRANSIT IMPROVEMENT
 Project Length: ***SIS***

Fund	<2018	2018	2019	2020	2021	2022	>2022	All Years
Grants and Miscellaneous - Managed by HART								
DDR	\$0	\$2,285,300	\$0	\$0	\$0	\$0	\$0	\$2,285,300
DS	\$0	\$214,700	\$0	\$0	\$0	\$0	\$0	\$214,700
Totals:	\$0	\$2,500,000	\$0	\$0	\$0	\$0	\$0	\$2,500,000
Item 440742 1 Totals:	\$0	\$2,500,000	\$0	\$0	\$0	\$0	\$0	\$2,500,000

Item Number: **415172 1** Description: Fixed Guideway - State of Good Repair L RTP: System preservation, p. 161
 Extra Description:
 Type of Work: FIXED GUIDEWAY IMPROVEMENTS
 Project Length: ***SIS***

Fund	<2018	2018	2019	2020	2021	2022	>2022	All Years
Grants and Miscellaneous - Managed by HART								
Section 5337	\$0	\$502,922	\$502,922	\$502,922	\$502,922	\$502,922	\$0	\$2,514,610
Totals:	\$0	\$502,922	\$502,922	\$502,922	\$502,922	\$502,922	\$0	\$2,514,610
Item 415172 1 Totals:	\$0	\$502,922	\$502,922	\$502,922	\$502,922	\$502,922	\$0	\$2,514,610

Item Number: **415172 1** Description: Fixed Guideway- High Intensity Motorbus L RTP: System preservation, p. 161
 Extra Description:
 Type of Work: TRANSIT IMPROVEMENT
 Project Length: ***SIS***

Fund	<2018	2018	2019	2020	2021	2022	>2022	All Years
Grants and Miscellaneous - Managed by HART								
Section 5337	\$0	\$106,774	\$106,774	\$106,774	\$106,774	\$106,774	\$0	\$533,870
Totals:	\$0	\$106,774	\$106,774	\$106,774	\$106,774	\$106,774	\$0	\$533,870
Item 415172 1 Totals:	\$0	\$106,774	\$106,774	\$106,774	\$106,774	\$106,774	\$0	\$533,870

Item Number: **408109 1** Description: Operating & Capital Related Assistance L RTP: Choices when not driving, p. 166
 Extra Description:
 Type of Work: TRANSIT IMPROVEMENT
 Project Length: ***SIS***

Fund	<2018	2018	2019	2020	2021	2022	>2022	All Years
Grants and Miscellaneous - Managed by HART								
Section 5307	\$0	\$12,765,199	\$12,765,199	\$12,765,199	\$12,765,199	\$12,765,199	\$0	\$63,825,995
Totals:	\$0	\$12,765,199	\$12,765,199	\$12,765,199	\$12,765,199	\$12,765,199	\$0	\$63,825,995
Item 408109 1 Totals:	\$0	\$12,765,199	\$12,765,199	\$12,765,199	\$12,765,199	\$12,765,199	\$0	\$63,825,995

Item Number: **402251 1** Description: Operating Related Assistance L RTP: Choices when not driving, p. 166
 Extra Description:
 Type of Work: TRANSIT IMPROVEMENT
 Project Length: ***SIS***

Fund	<2018	2018	2019	2020	2021	2022	>2022	All Years
Grants and Miscellaneous - Managed by HART								
LF	\$0	\$4,771,360	\$4,928,879	\$5,175,323	\$5,434,089	\$5,705,794	\$0	\$26,015,445
State	\$0	\$4,771,360	\$4,928,979	\$5,175,323	\$5,434,089	\$5,705,794	\$0	\$26,015,545
Totals:	\$0	\$9,542,720	\$9,857,858	\$10,350,646	\$10,868,178	\$11,411,588	\$0	\$52,030,990
Item 402251 1 Totals:	\$0	\$9,542,720	\$9,857,858	\$10,350,646	\$10,868,178	\$11,411,588	\$0	\$52,030,990

Item Number: **420741 1** Description: Operating Related Assistance L RTP: Choices when not driving, p. 166
 Extra Description:
 Type of Work: TRANSIT IMPROVEMENT
 Project Length: ***SIS***

Fund	<2018	2018	2019	2020	2021	2022	>2022	All Years
Grants and Miscellaneous - Managed by HART								
State	\$0	\$412,225	\$435,040	\$240,000	\$285,915	\$0	\$0	\$1,373,180
Totals:	\$0	\$412,225	\$435,040	\$240,000	\$285,915	\$0	\$0	\$1,373,180
Item 420741 1 Totals:	\$0	\$412,225	\$435,040	\$240,000	\$285,915	\$0	\$0	\$1,373,180

Item Number: **430322 1** Description: Operating Related Assistance L RTP: Choices when not driving, p. 166
 Extra Description:
 Type of Work: TRANSIT IMPROVEMENT
 Project Length: ***SIS***

Fund	<2018	2018	2019	2020	2021	2022	>2022	All Years
Grants and Miscellaneous - Managed by HART								
State	\$0	\$241,000	\$252,407	\$248,000	\$285,915	\$0	\$0	\$1,027,322
Totals:	\$0	\$241,000	\$252,407	\$248,000	\$285,915	\$0	\$0	\$1,027,322
Item 430322 1 Totals:	\$0	\$241,000	\$252,407	\$248,000	\$285,915	\$0	\$0	\$1,027,322

Item Number: **437804 1** Description: Premium Transit Feasibility Study L RTP: 60, 61, 62, 95, 21
 Extra Description:
 Type of Work: TRANSIT IMPROVEMENT
 Project Length: ***SIS***

Fund	<2018	2018	2019	2020	2021	2022	>2022	All Years
Grants and Miscellaneous - Managed by HART								
State	\$0	\$1,000,000	\$0	\$0	\$0	\$0	\$0	\$1,000,000
Totals:	\$0	\$1,000,000	\$0	\$0	\$0	\$0	\$0	\$1,000,000
Item 437804 1 Totals:	\$0	\$1,000,000	\$0	\$0	\$0	\$0	\$0	\$1,000,000

Item Number: **436677 1** Description: Regional Fare Collection L RTP: Choices when not driving, p. 166
 Extra Description:
 Type of Work: TRANSIT IMPROVEMENT
 Project Length: ***SIS***

Fund	<2018	2018	2019	2020	2021	2022	>2022	All Years
Grants and Miscellaneous - Managed by HART								
TRIP	\$0	\$623,593	\$1,000,000	\$0	\$0	\$0	\$0	\$1,623,593
LF	\$0	\$226,407	\$0	\$0	\$0	\$0	\$0	\$226,407
SU	\$0	\$850,000	\$1,000,000	\$0	\$0	\$0	\$0	\$1,850,000
Totals:	\$0	\$1,700,000	\$2,000,000	\$0	\$0	\$0	\$0	\$3,700,000
Item 436677 1 Totals:	\$0	\$1,700,000	\$2,000,000	\$0	\$0	\$0	\$0	\$3,700,000

Item Number: **435141 1** Description: Streetcar Maintenance L RTP: System preservation, p. 161
 Extra Description:
 Type of Work: TRANSIT IMPROVEMENT
 Project Length: ***SIS***

Fund	<2018	2018	2019	2020	2021	2022	>2022	All Years
Grants and Miscellaneous - Managed by HART								
FHWA STP	\$0	\$0	\$880,006	\$0	\$0	\$0	\$0	\$880,006
Totals:	\$0	\$0	\$880,006	\$0	\$0	\$0	\$0	\$880,006
Item 435141 1 Totals:	\$0	\$0	\$880,006	\$0	\$0	\$0	\$0	\$880,006

GRAND TOTAL	\$0	\$36,794,107	\$33,743,473	\$29,436,808	\$30,038,170	\$30,009,750	\$0	\$160,022,308
--------------------	------------	---------------------	---------------------	---------------------	---------------------	---------------------	------------	----------------------

Section 9 - Expressway Authority Projects

Effective Date: 10/1/2017 **Expressway Authority**
5 Year TIP
Hillsborough County, District 7

HIGHWAYS

Item Number: **HI-0003** Description: East-West Expressway L RTP: None
 Extra Description: East-West Expressway
 Type of Work: Road Widening
 Project Length: ***SIS***

Fund	<2018	2018	2019	2020	2021	2022	>2022	All Years
Planning - Managed by EXPRESSWAY AUTHORITY								
THEA		\$483,000	\$1,483,000	\$1,333,000	\$0	\$0		
Totals:		\$483,000	\$1,483,000	\$1,333,000	\$0	\$0		
Item HI-0003 Totals:		\$483,000	\$1,483,000	\$1,333,000	\$0	\$0		

Item Number: **HI-0002** Description: Selmon East L RTP: None
 Extra Description: Selmon East
 Type of Work: Road Widening
 Project Length: ***SIS***

Fund	<2018	2018	2019	2020	2021	2022	>2022	All Years
Design - Managed by EXPRESSWAY AUTHORITY								
THEA		\$33,000	\$67,000	\$0	\$0	\$0		
Totals:		\$33,000	\$67,000	\$0	\$0	\$0		
Planning - Managed by EXPRESSWAY AUTHORITY								
THEA		\$1,230,000	\$0	\$0	\$0	\$0		
Totals:		\$1,230,000	\$0	\$0	\$0	\$0		
Item HI-0002 Totals:		\$1,263,000	\$67,000	\$0	\$0	\$0		

<u>Item Number:</u> HI-0001	<u>Description:</u> Selmon West Extension	<u>L RTP:</u> None
	<u>Extra Description:</u> Selmon West Extension	
<u>Type of Work:</u> Road Widening		
<u>Project Length:</u>		*SIS*

Fund	<2018	2018	2019	2020	2021	2022	>2022	All Years
Design - Managed by EXPRESSWAY AUTHORITY								
THEA		\$568,000	\$549,000	\$549,000	\$0	\$0		
Totals:		\$568,000	\$549,000	\$549,000	\$0	\$0		
Planning - Managed by EXPRESSWAY AUTHORITY								
THEA		\$187,000	\$0	\$0	\$0	\$0		
Totals:		\$187,000	\$0	\$0	\$0	\$0		
Construction - Managed by EXPRESSWAY AUTHORITY								
THEA		\$62,199,000	\$61,626,000	\$63,326,000	\$30,707,000	\$56,000		
Totals:		\$62,199,000	\$61,626,000	\$63,326,000	\$30,707,000	\$56,000		
Item HI-0001 Totals:		\$62,954,000	\$62,175,000	\$63,875,000	\$30,707,000	\$56,000		

TRANSPORTATION PLANNING

Item Number: **HI-0006** Description: Downtown Traffic Analysis LRTP: None
 Extra Description: Downtown Traffic Analysis
 Type of Work: Planning Studies
 Project Length: ***SIS***

Fund	<2018	2018	2019	2020	2021	2022	>2022	All Years
Planning - Managed by EXPRESSWAY AUTHORITY								
THEA		\$44,000	\$0	\$0	\$0	\$0		
Totals:		\$44,000	\$0	\$0	\$0	\$0		
Item HI-0006 Totals:		\$44,000	\$0	\$0	\$0	\$0		

Item Number: **HI-0069** Description: ITS Master Plan LRTP: None
 Extra Description: ITS Master Plan
 Type of Work: Planning Studies
 Project Length: ***SIS***

Fund	<2018	2018	2019	2020	2021	2022	>2022	All Years
Planning - Managed by EXPRESSWAY AUTHORITY								
THEA		\$0	\$276,000	\$0	\$0	\$0		
Totals:		\$0	\$276,000	\$0	\$0	\$0		
Item HI-0069 Totals:		\$0	\$276,000	\$0	\$0	\$0		

Item Number: **HI-0089** Description: Sketch Level Analysis LRTP: None
 Extra Description: Sketch Level Analysis
 Type of Work: Planning Studies
 Project Length: ***SIS***

Fund	<2018	2018	2019	2020	2021	2022	>2022	All Years
Planning - Managed by EXPRESSWAY AUTHORITY								
THEA		\$496,000	\$251,000	\$270,000	\$102,000	\$127,000		
Totals:		\$496,000	\$251,000	\$270,000	\$102,000	\$127,000		
Item HI-0089 Totals:		\$496,000	\$251,000	\$270,000	\$102,000	\$127,000		

Item Number: **HI-0112** Description: South Selmon Capacity Study LRTP: None
 Extra Description: South Selmon Capacity Study
 Type of Work: Planning Studies
 Project Length: ***SIS***

Fund	<2018	2018	2019	2020	2021	2022	>2022	All Years
Planning - Managed by EXPRESSWAY AUTHORITY								
THEA		\$100,000	\$1,700,000	\$1,700,000	\$0	\$0		
Totals:		\$100,000	\$1,700,000	\$1,700,000	\$0	\$0		
Item HI-0112 Totals:		\$100,000	\$1,700,000	\$1,700,000	\$0	\$0		

Item Number: **HI-0031** Description: Strategic Plan LRTP: None
 Extra Description: Strategic Plan
 Type of Work: Planning Studies
 Project Length: ***SIS***

Fund	<2018	2018	2019	2020	2021	2022	>2022	All Years
Planning - Managed by EXPRESSWAY AUTHORITY								
THEA		\$311,000	\$299,000	\$299,000	\$299,000	\$287,000		
Totals:		\$311,000	\$299,000	\$299,000	\$299,000	\$287,000		
Item HI-0031 Totals:		\$311,000	\$299,000	\$299,000	\$299,000	\$287,000		

MISCELLANEOUS

Item Number: **HI-0116** Description: ACCS System Analytics (Blue Toad) L RTP: None
Extra Description: ACCS System Analytics (Blue Toad)
Type of Work: System Preservation
Project Length: ***SIS***

Fund	<2018	2018	2019	2020	2021	2022	>2022	All Years
Design - Managed by EXPRESSWAY AUTHORITY								
THEA		\$50,000	\$50,000	\$50,000	\$0	\$0		
Totals:		\$50,000	\$50,000	\$50,000	\$0	\$0		
Item HI-0116 Totals:		\$50,000	\$50,000	\$50,000	\$0	\$0		

Item Number: **HI-0062** Description: ACCS-Upgrade Central Server & System Software L RTP: None
Extra Description: ACCS-Upgrade Central Server & System Software
Type of Work: System Preservation
Project Length: ***SIS***

Fund	<2018	2018	2019	2020	2021	2022	>2022	All Years
Construction - Managed by EXPRESSWAY AUTHORITY								
THEA		\$162,000	\$0	\$0	\$0	\$0		
Totals:		\$162,000	\$0	\$0	\$0	\$0		
Item HI-0062 Totals:		\$162,000	\$0	\$0	\$0	\$0		

Item Number: **HI-0064** Description: ACCS-Upgrade Resistance & Warning Gates(inspect every 7 years) L RTP: None
Extra Description: ACCS-Upgrade Resistance & Warning Gates(inspect every 7 years)
Type of Work: System Preservation
Project Length: ***SIS***

Fund	<2018	2018	2019	2020	2021	2022	>2022	All Years
Design - Managed by EXPRESSWAY AUTHORITY								
THEA		\$0	\$0	\$0	\$0	\$10,000		
Totals:		\$0	\$0	\$0	\$0	\$10,000		
Item HI-0064 Totals:		\$0	\$0	\$0	\$0	\$10,000		

Item Number: **HI-0051** Description: Aesthetic Enhancements LRTP: None
 Extra Description: Aesthetic Enhancements
 Type of Work: System Preservation
 Project Length: ***SIS***

Fund	<2018	2018	2019	2020	2021	2022	>2022	All Years
Construction - Managed by EXPRESSWAY AUTHORITY								
THEA		\$395,000	\$342,000	\$342,000	\$342,000	\$342,000		
Totals:		\$395,000	\$342,000	\$342,000	\$342,000	\$342,000		
Item HI-0051 Totals:		\$395,000	\$342,000	\$342,000	\$342,000	\$342,000		

Item Number: **HI-0121** Description: All-Electronic Tolling Solar Power Project LRTP: None
 Extra Description: All-Electronic Tolling Solar Power Project
 Type of Work: System Preservation
 Project Length: ***SIS***

Fund	<2018	2018	2019	2020	2021	2022	>2022	All Years
Construction - Managed by EXPRESSWAY AUTHORITY								
THEA		\$250,000	\$0	\$0	\$0	\$0		
Totals:		\$250,000	\$0	\$0	\$0	\$0		
Item HI-0121 Totals:		\$250,000	\$0	\$0	\$0	\$0		

Item Number: **HI-0072** Description: Auotmated Connected Vehicle Support LRTP: None
 Extra Description: Auotmated Connected Vehicle Support
 Type of Work: System Preservation
 Project Length: ***SIS***

Fund	<2018	2018	2019	2020	2021	2022	>2022	All Years
Design - Managed by EXPRESSWAY AUTHORITY								
THEA		\$360,000	\$300,000	\$1,000,000	\$1,000,000	\$1,000,000		
Totals:		\$360,000	\$300,000	\$1,000,000	\$1,000,000	\$1,000,000		
Construction - Managed by EXPRESSWAY AUTHORITY								
THEA		\$9,000	\$0	\$0	\$0	\$0		
Totals:		\$9,000	\$0	\$0	\$0	\$0		
Item HI-0072 Totals:		\$369,000	\$300,000	\$1,000,000	\$1,000,000	\$1,000,000		

Item Number: **HI-0080** Description: CCSS L RTP: None
 Extra Description: CCSS
 Type of Work: System Preservation
 Project Length: ***SIS***

Fund	<2018	2018	2019	2020	2021	2022	>2022	All Years
Construction - Managed by EXPRESSWAY AUTHORITY								
THEA		\$905,000	\$0	\$0	\$0	\$0		
Totals:		\$905,000	\$0	\$0	\$0	\$0		
Item HI-0080 Totals:		\$905,000	\$0	\$0	\$0	\$0		

Item Number: **HI-0009** Description: Connected Vehicle Pilot Deployment Program L RTP: None
 Extra Description: Connected Vehicle Pilot Deployment Program
 Type of Work: System Preservation
 Project Length: ***SIS***

Fund	<2018	2018	2019	2020	2021	2022	>2022	All Years
Construction - Managed by EXPRESSWAY AUTHORITY								
THEA & Other		\$3,963,000	\$3,975,000	\$4,167,000	\$0	\$0		
Totals:		\$3,963,000	\$3,975,000	\$4,167,000	\$0	\$0		
Item HI-0009 Totals:		\$3,963,000	\$3,975,000	\$4,167,000	\$0	\$0		

Item Number: **HI-0115** Description: CV Smart Cities Lighting L RTP: None
 Extra Description: CV Smart Cities Lighting
 Type of Work: System Preservation
 Project Length: ***SIS***

Fund	<2018	2018	2019	2020	2021	2022	>2022	All Years
Planning - Managed by EXPRESSWAY AUTHORITY								
THEA		\$100,000	\$0	\$0	\$0	\$0		
Totals:		\$100,000	\$0	\$0	\$0	\$0		
Item HI-0115 Totals:		\$100,000	\$0	\$0	\$0	\$0		

Item Number: **HI-0097** Description: Development of Business Rules for Collections of Unpaid Tolls Within CCSS L RTP: None
 Extra Description: Development of Business Rules for Collections of Unpaid Tolls Within CCSS
 Type of Work: System Preservation
 Project Length: ***SIS***

Fund	<2018	2018	2019	2020	2021	2022	>2022	All Years
Design - Managed by EXPRESSWAY AUTHORITY								
THEA		\$40,000	\$0	\$0	\$0	\$0		
Totals:		\$40,000	\$0	\$0	\$0	\$0		
Item HI-0097 Totals:		\$40,000	\$0	\$0	\$0	\$0		

Item Number: **HI-0125** Description: Facilites L RTP: None
 Extra Description: Facilites
 Type of Work: System Preservation
 Project Length: ***SIS***

Fund	<2018	2018	2019	2020	2021	2022	>2022	All Years
Construction - Managed by EXPRESSWAY AUTHORITY								
THEA		\$20,000	\$100,000	\$100,000	\$100,000	\$100,000		
Totals:		\$20,000	\$100,000	\$100,000	\$100,000	\$100,000		
Item HI-0125 Totals:		\$20,000	\$100,000	\$100,000	\$100,000	\$100,000		

Item Number: **HI-0037** Description: GIS L RTP: None
 Extra Description: GIS
 Type of Work: System Preservation
 Project Length: ***SIS***

Fund	<2018	2018	2019	2020	2021	2022	>2022	All Years
Planning - Managed by EXPRESSWAY AUTHORITY								
THEA		\$157,000	\$40,000	\$40,000	\$40,000	\$40,000		
Totals:		\$157,000	\$40,000	\$40,000	\$40,000	\$40,000		
Item HI-0037 Totals:		\$157,000	\$40,000	\$40,000	\$40,000	\$40,000		

Item Number: **HI-0099** Description: Image Review workstation replacement LRTP: None
 Extra Description: Image Review workstation replacement
 Type of Work: System Preservation
 Project Length: ***SIS***

Fund	<2018	2018	2019	2020	2021	2022	>2022	All Years
Construction - Managed by EXPRESSWAY AUTHORITY								
THEA		\$0	\$0	\$0	\$75,000	\$0		
Totals:		\$0	\$0	\$0	\$75,000	\$0		
Item HI-0099 Totals:		\$0	\$0	\$0	\$75,000	\$0		

Item Number: **HI-0038** Description: IT Data Backup Project LRTP: None
 Extra Description: IT Data Backup Project
 Type of Work: System Preservation
 Project Length: ***SIS***

Fund	<2018	2018	2019	2020	2021	2022	>2022	All Years
Design - Managed by EXPRESSWAY AUTHORITY								
THEA		\$0	\$0	\$10,000	\$0	\$0		
Totals:		\$0	\$0	\$10,000	\$0	\$0		
Construction - Managed by EXPRESSWAY AUTHORITY								
THEA		\$0	\$0	\$24,000	\$0	\$0		
Totals:		\$0	\$0	\$24,000	\$0	\$0		
Item HI-0038 Totals:		\$0	\$0	\$34,000	\$0	\$0		

Item Number: **HI-0039** Description: IT Document Management Project L RTP: None
 Extra Description: IT Document Management Project
 Type of Work: System Preservation
 Project Length: ***SIS***

Fund	<2018	2018	2019	2020	2021	2022	>2022	All Years
Design - Managed by EXPRESSWAY AUTHORITY								
THEA		\$0	\$15,000	\$15,000	\$15,000	\$0		
Totals:		\$0	\$15,000	\$15,000	\$15,000	\$0		
Construction - Managed by EXPRESSWAY AUTHORITY								
THEA		\$0	\$5,000	\$5,000	\$5,000	\$0		
Totals:		\$0	\$5,000	\$5,000	\$5,000	\$0		
Item HI-0039 Totals:		\$0	\$20,000	\$20,000	\$20,000	\$0		

Item Number: **HI-0041** Description: IT THEA Admin Network Accounting Software Upgrades and Enhancements L RTP: None
 Extra Description: IT THEA Admin Network Accounting Software Upgrades and Enhancements
 Type of Work: System Preservation
 Project Length: ***SIS***

Fund	<2018	2018	2019	2020	2021	2022	>2022	All Years
Design - Managed by EXPRESSWAY AUTHORITY								
THEA		\$0	\$10,000	\$0	\$0	\$0		
Totals:		\$0	\$10,000	\$0	\$0	\$0		
Item HI-0041 Totals:		\$0	\$10,000	\$0	\$0	\$0		

Item Number: **HI-0007** Description: MacDill AFB L RTP: None
 Extra Description: MacDill AFB
 Type of Work: System Preservation
 Project Length: ***SIS***

Fund	<2018	2018	2019	2020	2021	2022	>2022	All Years
Planning - Managed by EXPRESSWAY AUTHORITY								
THEA		\$57,000	\$27,000	\$27,000	\$0	\$0		
Totals:		\$57,000	\$27,000	\$27,000	\$0	\$0		
Item HI-0007 Totals:		\$57,000	\$27,000	\$27,000	\$0	\$0		

Item Number: **HI-0122** Description: Major Capital Project Reserve LRTP: None
 Extra Description: Major Capital Project Reserve
 Type of Work: System Preservation
 Project Length: ***SIS***

Fund	<2018	2018	2019	2020	2021	2022	>2022	All Years
Construction - Managed by EXPRESSWAY AUTHORITY								
THEA		\$5,860,000	\$5,860,000	\$5,860,000	\$2,930,000	\$0		
Totals:		\$5,860,000	\$5,860,000	\$5,860,000	\$2,930,000	\$0		
Item HI-0122 Totals:		\$5,860,000	\$5,860,000	\$5,860,000	\$2,930,000	\$0		

Item Number: **HI-0120** Description: Manual Image Review Application Project LRTP: None
 Extra Description: Manual Image Review Application Project
 Type of Work: System Preservation
 Project Length: ***SIS***

Fund	<2018	2018	2019	2020	2021	2022	>2022	All Years
Construction - Managed by EXPRESSWAY AUTHORITY								
THEA		\$17,000	\$0	\$0	\$0	\$0		
Totals:		\$17,000	\$0	\$0	\$0	\$0		
Item HI-0120 Totals:		\$17,000	\$0	\$0	\$0	\$0		

Item Number: **HI-0110** Description: Meridian Ultimate Study LRTP: None
 Extra Description: Meridian Ultimate Study
 Type of Work: System Preservation
 Project Length: ***SIS***

Fund	<2018	2018	2019	2020	2021	2022	>2022	All Years
Planning - Managed by EXPRESSWAY AUTHORITY								
THEA		\$239,000	\$0	\$0	\$0	\$0		
Totals:		\$239,000	\$0	\$0	\$0	\$0		
Item HI-0110 Totals:		\$239,000	\$0	\$0	\$0	\$0		

Item Number: **HI-0061** Description: Network-Upgrade Filed Network Equipment (Switches and Routers) LRTP: None
 Extra Description: Network-Upgrade Filed Network Equipment (Switches and Routers)
 Type of Work: System Preservation
 Project Length: ***SIS***

Fund	<2018	2018	2019	2020	2021	2022	>2022	All Years
Design - Managed by EXPRESSWAY AUTHORITY								
THEA		\$0	\$0	\$65,000	\$0	\$0		
Totals:		\$0	\$0	\$65,000	\$0	\$0		
Construction - Managed by EXPRESSWAY AUTHORITY								
THEA		\$0	\$0	\$110,000	\$0	\$0		
Totals:		\$0	\$0	\$110,000	\$0	\$0		
Item HI-0061 Totals:		\$0	\$0	\$175,000	\$0	\$0		

Item Number: **HI-0018** Description: Pavement Markings Brandon Gateway LRTP: None
 Extra Description: Pavement Markings Brandon Gateway
 Type of Work: System Preservation
 Project Length: ***SIS***

Fund	<2018	2018	2019	2020	2021	2022	>2022	All Years
Construction - Managed by EXPRESSWAY AUTHORITY								
THEA		\$0	\$0	\$0	\$0	\$164,000		
Totals:		\$0	\$0	\$0	\$0	\$164,000		
Item HI-0018 Totals:		\$0	\$0	\$0	\$0	\$164,000		

Item Number: **HI-0017** Description: Pavement Markings East of Selmon Expressway and REL. LRTP: None
 Extra Description: Pavement Markings East of Selmon Expressway and REL.
 Type of Work: System Preservation
 Project Length: ***SIS***

Fund	<2018	2018	2019	2020	2021	2022	>2022	All Years
Construction - Managed by EXPRESSWAY AUTHORITY								
THEA		\$0	\$0	\$0	\$1,096,000	\$0		
Totals:		\$0	\$0	\$0	\$1,096,000	\$0		
Item HI-0017 Totals:		\$0	\$0	\$0	\$1,096,000	\$0		

Item Number: **HI-0016** Description: Pavement Markings Meridian Ave. LRTP: None
 Extra Description: Pavement Markings Meridian Ave.
 Type of Work: System Preservation
 Project Length: ***SIS***

Fund	<2018	2018	2019	2020	2021	2022	>2022	All Years
Construction - Managed by EXPRESSWAY AUTHORITY								
THEA		\$0	\$0	\$0	\$0	\$107,000		
Totals:		\$0	\$0	\$0	\$0	\$107,000		
Item HI-0016 Totals:		\$0	\$0	\$0	\$0	\$107,000		

Item Number: **HI-0015** Description: Pavement Markings South of Selmon Expressway LRTP: None
 Extra Description: Pavement Markings South of Selmon Expressway
 Type of Work: System Preservation
 Project Length: ***SIS***

Fund	<2018	2018	2019	2020	2021	2022	>2022	All Years
Construction - Managed by EXPRESSWAY AUTHORITY								
THEA		\$0	\$0	\$0	\$0	\$457,000		
Totals:		\$0	\$0	\$0	\$0	\$457,000		
Item HI-0015 Totals:		\$0	\$0	\$0	\$0	\$457,000		

Item Number: **HI-0060** Description: Power-Upgrade CAN UPS Batteries LRTP: None
 Extra Description: Power-Upgrade CAN UPS Batteries
 Type of Work: System Preservation
 Project Length: ***SIS***

Fund	<2018	2018	2019	2020	2021	2022	>2022	All Years
Design - Managed by EXPRESSWAY AUTHORITY								
THEA		\$0	\$3,000	\$0	\$0	\$0		
Totals:		\$0	\$3,000	\$0	\$0	\$0		
Construction - Managed by EXPRESSWAY AUTHORITY								
THEA		\$0	\$16,000	\$0	\$0	\$0		
Totals:		\$0	\$16,000	\$0	\$0	\$0		
Item HI-0060 Totals:		\$0	\$19,000	\$0	\$0	\$0		

Item Number: **HI-0070** Description: Replace In-Lane Equipment Serviers and Network Switches L RTP: None
 Extra Description: Replace In-Lane Equipment Serviers and Network Switches
 Type of Work: System Preservation
 Project Length: *SIS*

Fund	<2018	2018	2019	2020	2021	2022	>2022	All Years
Construction - Managed by EXPRESSWAY AUTHORITY								
THEA		\$909,000	\$1,091,000	\$0	\$0	\$0		
Totals:		\$909,000	\$1,091,000	\$0	\$0	\$0		
Item HI-0070 Totals:		\$909,000	\$1,091,000	\$0	\$0	\$0		

Item Number: **HI-0123** Description: Replace Load Center Transformers L RTP: None
 Extra Description: Replace Load Center Transformers
 Type of Work: System Preservation
 Project Length: *SIS*

Fund	<2018	2018	2019	2020	2021	2022	>2022	All Years
Construction - Managed by EXPRESSWAY AUTHORITY								
THEA		\$75,000	\$0	\$0	\$0	\$0		
Totals:		\$75,000	\$0	\$0	\$0	\$0		
Item HI-0123 Totals:		\$75,000	\$0	\$0	\$0	\$0		

Item Number: **HI-0021** Description: Replace Pier Uplighting Fixtures L RTP: None
 Extra Description: Replace Pier Uplighting Fixtures
 Type of Work: System Preservation
 Project Length: *SIS*

Fund	<2018	2018	2019	2020	2021	2022	>2022	All Years
Design - Managed by EXPRESSWAY AUTHORITY								
THEA		\$1,166,000	\$0	\$0	\$0	\$0		
Totals:		\$1,166,000	\$0	\$0	\$0	\$0		
Construction - Managed by EXPRESSWAY AUTHORITY								
THEA		\$0	\$4,409,000	\$0	\$0	\$0		
Totals:		\$0	\$4,409,000	\$0	\$0	\$0		
Item HI-0021 Totals:		\$1,166,000	\$4,409,000	\$0	\$0	\$0		

Item Number: **HI-0012A** Description: Resurface East Selmon Expressway 78th Street to I-75 L RTP: None
 Extra Description: Resurface East Selmon Expressway 78th Street to I-75
 Type of Work: System Preservation
 Project Length: ***SIS***

Fund	<2018	2018	2019	2020	2021	2022	>2022	All Years
Design - Managed by EXPRESSWAY AUTHORITY								
THEA		\$50,000	\$0	\$0	\$0	\$0		
Totals:		\$50,000	\$0	\$0	\$0	\$0		
Construction - Managed by EXPRESSWAY AUTHORITY								
THEA		\$3,550,000	\$0	\$0	\$0	\$0		
Totals:		\$3,550,000	\$0	\$0	\$0	\$0		
Item HI-0012A Totals:		\$3,600,000	\$0	\$0	\$0	\$0		

Item Number: **HI-0013** Description: Resurfacing Brandon Gateway L RTP: None
 Extra Description: Resurfacing Brandon Gateway
 Type of Work: System Preservation
 Project Length: ***SIS***

Fund	<2018	2018	2019	2020	2021	2022	>2022	All Years
Construction - Managed by EXPRESSWAY AUTHORITY								
THEA		\$290,000	\$0	\$0	\$0	\$0		
Totals:		\$290,000	\$0	\$0	\$0	\$0		
Item HI-0013 Totals:		\$290,000	\$0	\$0	\$0	\$0		

Item Number: **HI-0011** Description: Resurfacing Meridian Ave. L RTP: None
 Extra Description: Resurfacing Meridian Ave.
 Type of Work: System Preservation
 Project Length: ***SIS***

Fund	<2018	2018	2019	2020	2021	2022	>2022	All Years
Construction - Managed by EXPRESSWAY AUTHORITY								
THEA		\$479,000	\$39,000	\$0	\$0	\$0		
Totals:		\$479,000	\$39,000	\$0	\$0	\$0		
Item HI-0011 Totals:		\$479,000	\$39,000	\$0	\$0	\$0		

Item Number: **HI-0005** Description: Selmon Greenway Pocket Parks (Phase 2 + 3) LRTP: None
 Extra Description: Selmon Greenway Pocket Parks (Phase 2 + 3)
 Type of Work: System Preservation
 Project Length: ***SIS***

Fund	<2018	2018	2019	2020	2021	2022	>2022	All Years
Construction - Managed by EXPRESSWAY AUTHORITY								
THEA		\$1,225,000	\$129,000	\$129,000	\$129,000	\$129,000		
Totals:		\$1,225,000	\$129,000	\$129,000	\$129,000	\$129,000		
Item HI-0005 Totals:		\$1,225,000	\$129,000	\$129,000	\$129,000	\$129,000		

Item Number: **HI-0111** Description: Service Utility Truck LRTP: None
 Extra Description: Service Utility Truck
 Type of Work: System Preservation
 Project Length: ***SIS***

Fund	<2018	2018	2019	2020	2021	2022	>2022	All Years
Construction - Managed by EXPRESSWAY AUTHORITY								
THEA		\$50,000	\$0	\$0	\$0	\$0		
Totals:		\$50,000	\$0	\$0	\$0	\$0		
Item HI-0111 Totals:		\$50,000	\$0	\$0	\$0	\$0		

Item Number: **HI-0030** Description: Signs/Wrong Way LRTP: None
 Extra Description: Signs/Wrong Way
 Type of Work: System Preservation
 Project Length: ***SIS***

Fund	<2018	2018	2019	2020	2021	2022	>2022	All Years
Construction - Managed by EXPRESSWAY AUTHORITY								
THEA		\$100,000	\$0	\$0	\$0	\$0		
Totals:		\$100,000	\$0	\$0	\$0	\$0		
Item HI-0030 Totals:		\$100,000	\$0	\$0	\$0	\$0		

Item Number: **HI-0071** Description: Software Licensing LRTP: None
 Extra Description: Software Licensing
 Type of Work: System Preservation
 Project Length: ***SIS***

Fund	<2018	2018	2019	2020	2021	2022	>2022	All Years
Construction - Managed by EXPRESSWAY AUTHORITY								
THEA		\$63,000	\$63,000	\$63,000	\$63,000	\$63,000		
Totals:		\$63,000	\$63,000	\$63,000	\$63,000	\$63,000		
Item HI-0071 Totals:		\$63,000	\$63,000	\$63,000	\$63,000	\$63,000		

Item Number: **HI-0043** Description: THEA Headquarters Reassessment LRTP: None
 Extra Description: THEA Headquarters Reassessment
 Type of Work: System Preservation
 Project Length: ***SIS***

Fund	<2018	2018	2019	2020	2021	2022	>2022	All Years
Planning - Managed by EXPRESSWAY AUTHORITY								
THEA		\$200,000	\$0	\$0	\$0	\$0		
Totals:		\$200,000	\$0	\$0	\$0	\$0		
Construction - Managed by EXPRESSWAY AUTHORITY								
THEA		\$269,000	\$231,000	\$0	\$0	\$0		
Totals:		\$269,000	\$231,000	\$0	\$0	\$0		
Item HI-0043 Totals:		\$469,000	\$231,000	\$0	\$0	\$0		

Item Number: **HI-0044** Description: TMC Board Room Audio Visual & Functional Enhancements LRTP: None
 Extra Description: TMC Board Room Audio Visual & Functional Enhancements
 Type of Work: System Preservation
 Project Length: ***SIS***

Fund	<2018	2018	2019	2020	2021	2022	>2022	All Years
Design - Managed by EXPRESSWAY AUTHORITY								
THEA		\$10,000	\$10,000	\$5,000	\$0	\$0		
Totals:		\$10,000	\$10,000	\$5,000	\$0	\$0		
Construction - Managed by EXPRESSWAY AUTHORITY								
THEA		\$30,000	\$30,000	\$15,000	\$0	\$0		
Totals:		\$30,000	\$30,000	\$15,000	\$0	\$0		
Item HI-0044 Totals:		\$40,000	\$40,000	\$20,000	\$0	\$0		

Item Number: **HI-0045** Description: TMC Security System Building Camera/Surveillance Overhaul LRTP: None
 Extra Description: TMC Security System Building Camera/Surveillance Overhaul
 Type of Work: System Preservation
 Project Length: ***SIS***

Fund	<2018	2018	2019	2020	2021	2022	>2022	All Years
Design - Managed by EXPRESSWAY AUTHORITY								
THEA		\$25,000	\$0	\$0	\$0	\$0		
Totals:		\$25,000	\$0	\$0	\$0	\$0		
Construction - Managed by EXPRESSWAY AUTHORITY								
THEA		\$130,000	\$0	\$0	\$0	\$0		
Totals:		\$130,000	\$0	\$0	\$0	\$0		
Item HI-0045 Totals:		\$155,000	\$0	\$0	\$0	\$0		

Item Number: **HI-0056** Description: TMC-Upgrade Control Room Work Stations/Monitors L RTP: None
 Extra Description: TMC-Upgrade Control Room Work Stations/Monitors
 Type of Work: System Preservation
 Project Length: ***SIS***

Fund	<2018	2018	2019	2020	2021	2022	>2022	All Years
Design - Managed by EXPRESSWAY AUTHORITY								
THEA		\$0	\$0	\$0	\$0	\$15,000		
Totals:		\$0	\$0	\$0	\$0	\$15,000		
Construction - Managed by EXPRESSWAY AUTHORITY								
THEA		\$0	\$0	\$0	\$0	\$50,000		
Totals:		\$0	\$0	\$0	\$0	\$50,000		
Item HI-0056 Totals:		\$0	\$0	\$0	\$0	\$65,000		

Item Number: **HI-0055** Description: TMC-Upgrade Equipment Racks/Operator Consoles L RTP: None
 Extra Description: TMC-Upgrade Equipment Racks/Operator Consoles
 Type of Work: System Preservation
 Project Length: ***SIS***

Fund	<2018	2018	2019	2020	2021	2022	>2022	All Years
Design - Managed by EXPRESSWAY AUTHORITY								
THEA		\$0	\$0	\$37,000	\$0	\$0		
Totals:		\$0	\$0	\$37,000	\$0	\$0		
Construction - Managed by EXPRESSWAY AUTHORITY								
THEA		\$0	\$0	\$161,000	\$0	\$0		
Totals:		\$0	\$0	\$161,000	\$0	\$0		
Item HI-0055 Totals:		\$0	\$0	\$198,000	\$0	\$0		

Item Number: **HI-0117** Description: Toll Operations Improvement Project L RTP: None
 Extra Description: Toll Operations Improvement Project
 Type of Work: System Preservation
 Project Length: ***SIS***

Fund	<2018	2018	2019	2020	2021	2022	>2022	All Years
Design - Managed by EXPRESSWAY AUTHORITY								
THEA		\$150,000	\$150,000	\$150,000	\$150,000	\$150,000		
Totals:		\$150,000	\$150,000	\$150,000	\$150,000	\$150,000		
Item HI-0117 Totals:		\$150,000	\$150,000	\$150,000	\$150,000	\$150,000		

Item Number: **HI-0107** Description: Tolling Network Security Assessment L RTP: None
 Extra Description: Tolling Network Security Assessment
 Type of Work: System Preservation
 Project Length: ***SIS***

Fund	<2018	2018	2019	2020	2021	2022	>2022	All Years
Design - Managed by EXPRESSWAY AUTHORITY								
THEA		\$129,000	\$0	\$0	\$0	\$0		
Totals:		\$129,000	\$0	\$0	\$0	\$0		
Item HI-0107 Totals:		\$129,000	\$0	\$0	\$0	\$0		

Item Number: **HI-0076** Description: Tolling Operational Back Office System-hardware upgrade L RTP: None
 Extra Description: Tolling Operational Back Office System-hardware upgrade
 Type of Work: System Preservation
 Project Length: ***SIS***

Fund	<2018	2018	2019	2020	2021	2022	>2022	All Years
Construction - Managed by EXPRESSWAY AUTHORITY								
THEA		\$0	\$0	\$0	\$0	\$374,000		
Totals:		\$0	\$0	\$0	\$0	\$374,000		
Item HI-0076 Totals:		\$0	\$0	\$0	\$0	\$374,000		

Item Number: **HI-0052** Description: Trailhead at Adamo Dr. and 19th St. LRTP: None
 Extra Description: Trailhead at Adamo Dr. and 19th St.
 Type of Work: System Preservation
 Project Length: ***SIS***

Fund	<2018	2018	2019	2020	2021	2022	>2022	All Years
Design - Managed by EXPRESSWAY AUTHORITY								
THEA & Other		\$80,000	\$0	\$0	\$0	\$0		
Totals:		\$80,000	\$0	\$0	\$0	\$0		
Planning - Managed by EXPRESSWAY AUTHORITY								
THEA & Other		\$3,000	\$0	\$0	\$0	\$0		
Totals:		\$3,000	\$0	\$0	\$0	\$0		
Construction - Managed by EXPRESSWAY AUTHORITY								
THEA & Other		\$0	\$0	\$357,000	\$0	\$0		
Totals:		\$0	\$0	\$357,000	\$0	\$0		
Item HI-0052 Totals:		\$83,000	\$0	\$357,000	\$0	\$0		

Item Number: **HI-0082** Description: Transit Flex Lanes Value Pricing LRTP: None
 Extra Description: Transit Flex Lanes Value Pricing
 Type of Work: System Preservation
 Project Length: ***SIS***

Fund	<2018	2018	2019	2020	2021	2022	>2022	All Years
Planning - Managed by EXPRESSWAY AUTHORITY								
THEA		\$100,000	\$100,000	\$100,000	\$50,000	\$50,000		
Totals:		\$100,000	\$100,000	\$100,000	\$50,000	\$50,000		
Item HI-0082 Totals:		\$100,000	\$100,000	\$100,000	\$50,000	\$50,000		

Item Number: **HI-0100** Description: Update Tolling Operational Back Office System (Disaster Recovery) LRTP: None
 Extra Description: Update Tolling Operational Back Office System (Disaster Recovery)
 Type of Work: System Preservation
 Project Length: ***SIS***

Fund	<2018	2018	2019	2020	2021	2022	>2022	All Years
Construction - Managed by EXPRESSWAY AUTHORITY								
THEA		\$0	\$374,000	\$0	\$0	\$0		
Totals:		\$0	\$374,000	\$0	\$0	\$0		
Item HI-0100 Totals:		\$0	\$374,000	\$0	\$0	\$0		

Item Number: **HI-0067** Description: Upgrade ITS VMS andDMS LRTP: None
 Extra Description: Upgrade ITS VMS andDMS
 Type of Work: System Preservation
 Project Length: ***SIS***

Fund	<2018	2018	2019	2020	2021	2022	>2022	All Years
Construction - Managed by EXPRESSWAY AUTHORITY								
THEA		\$2,297,000	\$0	\$0	\$0	\$0		
Totals:		\$2,297,000	\$0	\$0	\$0	\$0		
Item HI-0067 Totals:		\$2,297,000	\$0	\$0	\$0	\$0		

Item Number: **HI-0054** Description: Video Wall Upgrade LRTP: None
 Extra Description: Video Wall Upgrade
 Type of Work: System Preservation
 Project Length: ***SIS***

Fund	<2018	2018	2019	2020	2021	2022	>2022	All Years
Design - Managed by EXPRESSWAY AUTHORITY								
THEA		\$0	\$0	\$0	\$75,000	\$0		
Totals:		\$0	\$0	\$0	\$75,000	\$0		
Construction - Managed by EXPRESSWAY AUTHORITY								
THEA		\$0	\$0	\$0	\$0	\$570,000		
Totals:		\$0	\$0	\$0	\$0	\$570,000		
Item HI-0054 Totals:		\$0	\$0	\$0	\$75,000	\$570,000		

Item Number: **HI-0124** Description: Warehouse Sprinkler Project LRTP: None
 Extra Description: Warehouse Sprinkler Project
 Type of Work: System Preservation
 Project Length: ***SIS***

Fund	<2018	2018	2019	2020	2021	2022	>2022	All Years
Construction - Managed by EXPRESSWAY AUTHORITY								
THEA		\$50,000	\$0	\$0	\$0	\$0		
Totals:		\$50,000	\$0	\$0	\$0	\$0		
Item HI-0124 Totals:		\$50,000	\$0	\$0	\$0	\$0		

Item Number: **HI-0118** Description: Waterfront District Support LRTP: None
 Extra Description: Waterfront District Support
 Type of Work: System Preservation
 Project Length: ***SIS***

Fund	<2018	2018	2019	2020	2021	2022	>2022	All Years
Planning - Managed by EXPRESSWAY AUTHORITY								
THEA		\$117,000	\$0	\$0	\$0	\$0		
Totals:		\$117,000	\$0	\$0	\$0	\$0		
Item HI-0118 Totals:		\$117,000	\$0	\$0	\$0	\$0		

Item Number: **HI-0035** Description: West Toll Building A/C Upgrades LRTP: None
 Extra Description: West Toll Building A/C Upgrades
 Type of Work: System Preservation
 Project Length: ***SIS***

Fund	<2018	2018	2019	2020	2021	2022	>2022	All Years
Construction - Managed by EXPRESSWAY AUTHORITY								
THEA		\$0	\$0	\$0	\$132,000	\$0		
Totals:		\$0	\$0	\$0	\$132,000	\$0		
Item HI-0035 Totals:		\$0	\$0	\$0	\$132,000	\$0		

Item Number: **HI-0036** Description: West Toll Building Roof Upgrades LRTP: None
 Extra Description: West Toll Building Roof Upgrades
 Type of Work: System Preservation
 Project Length: ***SIS***

Fund	<2018	2018	2019	2020	2021	2022	>2022	All Years
Construction - Managed by EXPRESSWAY AUTHORITY								
THEA		\$0	\$0	\$0	\$0	\$26,000		
Totals:		\$0	\$0	\$0	\$0	\$26,000		
Item HI-0036 Totals:		\$0	\$0	\$0	\$0	\$26,000		

Item Number: **HI-0113** Description: West Toll Plaza Renovation LRTP: None
 Extra Description: West Toll Plaza Renovation
 Type of Work: System Preservation
 Project Length: ***SIS***

Fund	<2018	2018	2019	2020	2021	2022	>2022	All Years
Planning - Managed by EXPRESSWAY AUTHORITY								
THEA		\$35,000	\$115,000	\$0	\$0	\$0		
Totals:		\$35,000	\$115,000	\$0	\$0	\$0		
Item HI-0113 Totals:		\$35,000	\$115,000	\$0	\$0	\$0		

GRAND TOTAL		\$89,817,000	\$83,735,000	\$80,309,000	\$37,310,000	\$4,117,000		
--------------------	--	---------------------	---------------------	---------------------	---------------------	--------------------	--	--

Section 10 - Tampa Port Authority Projects

Effective Date: 10/1/2017 **Tampa Port Authority**
5 Year TIP
Hillsborough County, District 7

SEAPORT

Item Number: **PTB8** Description: Port Tampa Bay - Berths - Maintenance and Repair L RTP: None
Extra Description:
Type of Work: SEAPORT CAPACITY PROJECT
Project Length: ***SIS***

Fund	<2018	2018	2019	2020	2021	2022	>2022	All Years
Construction - Managed by TAMPA PORT AUTHORITY								
LF	\$0	\$0	\$0	\$0	\$2,000,000	\$2,000,000	\$0	\$4,000,000
Totals:	\$0	\$0	\$0	\$0	\$2,000,000	\$2,000,000	\$0	\$4,000,000
Item PTB8 Totals:	\$0	\$0	\$0	\$0	\$2,000,000	\$2,000,000	\$0	\$4,000,000

Item Number: **PTB10** Description: Port Tampa Bay - Channelside Improvements L RTP: None
Extra Description:
Type of Work: SEAPORT CAPACITY PROJECT
Project Length: ***SIS***

Fund	<2018	2018	2019	2020	2021	2022	>2022	All Years
Construction - Managed by TAMPA PORT AUTHORITY								
LF	\$0	\$5,000,000	\$10,000,000	\$10,000,000	\$10,000,000	\$5,000,000	\$0	\$40,000,000
Totals:	\$0	\$5,000,000	\$10,000,000	\$10,000,000	\$10,000,000	\$5,000,000	\$0	\$40,000,000
Item PTB10 Totals:	\$0	\$5,000,000	\$10,000,000	\$10,000,000	\$10,000,000	\$5,000,000	\$0	\$40,000,000

Item Number: **PTB2** Description: Port Tampa Bay - Consultant Services L RTP: None
 Extra Description:
 Type of Work: SEAPORT CAPACITY PROJECT
 Project Length: ***SIS***

Fund	<2018	2018	2019	2020	2021	2022	>2022	All Years
Construction - Managed by TAMPA PORT AUTHORITY								
LF	\$0	\$2,550,000	\$2,550,000	\$2,550,000	\$2,550,000	\$2,550,000	\$0	\$12,750,000
Totals:	\$0	\$2,550,000	\$2,550,000	\$2,550,000	\$2,550,000	\$2,550,000	\$0	\$12,750,000
Item PTB2 Totals:	\$0	\$2,550,000	\$2,550,000	\$2,550,000	\$2,550,000	\$2,550,000	\$0	\$12,750,000

Item Number: **PTB3** Description: Port Tampa Bay - Contract Unit Price Services L RTP: None
 Extra Description:
 Type of Work: SEAPORT CAPACITY PROJECT
 Project Length: ***SIS***

Fund	<2018	2018	2019	2020	2021	2022	>2022	All Years
Construction - Managed by TAMPA PORT AUTHORITY								
LF	\$0	\$3,250,000	\$3,250,000	\$3,250,000	\$3,250,000	\$3,250,000	\$0	\$16,250,000
Totals:	\$0	\$3,250,000	\$3,250,000	\$3,250,000	\$3,250,000	\$3,250,000	\$0	\$16,250,000
Item PTB3 Totals:	\$0	\$3,250,000	\$3,250,000	\$3,250,000	\$3,250,000	\$3,250,000	\$0	\$16,250,000

Item Number: **PTB7** Description: Port Tampa Bay - Dredge Disposal Sites - Improvements L RTP: None
 Extra Description:
 Type of Work: SEAPORT CAPACITY PROJECT
 Project Length: ***SIS***

Fund	<2018	2018	2019	2020	2021	2022	>2022	All Years
Construction - Managed by TAMPA PORT AUTHORITY								
LF	\$0	\$0	\$0	\$6,000,000	\$0	\$0	\$0	\$6,000,000
Totals:	\$0	\$0	\$0	\$6,000,000	\$0	\$0	\$0	\$6,000,000
Item PTB7 Totals:	\$0	\$0	\$0	\$6,000,000	\$0	\$0	\$0	\$6,000,000

Item Number: **PTB11** Description: Port Tampa Bay - East Port: Phase 2 L RTP: None
 Extra Description:
 Type of Work: SEAPORT CAPACITY PROJECT
 Project Length: ***SIS***

Fund	<2018	2018	2019	2020	2021	2022	>2022	All Years
Construction - Managed by TAMPA PORT AUTHORITY								
LF	\$0	\$13,500,000	\$13,500,000	\$13,500,000	\$13,500,000	\$13,500,000	\$0	\$67,500,000
Totals:	\$0	\$13,500,000	\$13,500,000	\$13,500,000	\$13,500,000	\$13,500,000	\$0	\$67,500,000
Item PTB11 Totals:	\$0	\$13,500,000	\$13,500,000	\$13,500,000	\$13,500,000	\$13,500,000	\$0	\$67,500,000

Item Number: **PTB9** Description: Port Tampa Bay - Emergency, Security, Radar Upgrades L RTP: None
 Extra Description:
 Type of Work: SEAPORT CAPACITY PROJECT
 Project Length: ***SIS***

Fund	<2018	2018	2019	2020	2021	2022	>2022	All Years
Construction - Managed by TAMPA PORT AUTHORITY								
LF	\$0	\$1,000,000	\$1,000,000	\$1,000,000	\$1,000,000	\$1,000,000	\$0	\$5,000,000
Totals:	\$0	\$1,000,000	\$1,000,000	\$1,000,000	\$1,000,000	\$1,000,000	\$0	\$5,000,000
Item PTB9 Totals:	\$0	\$1,000,000	\$1,000,000	\$1,000,000	\$1,000,000	\$1,000,000	\$0	\$5,000,000

Item Number: **PTB1** Description: Port Tampa Bay - General Government Services L RTP: None
 Extra Description:
 Type of Work: SEAPORT CAPACITY PROJECT
 Project Length: ***SIS***

Fund	<2018	2018	2019	2020	2021	2022	>2022	All Years
Construction - Managed by TAMPA PORT AUTHORITY								
LF	\$0	\$5,000,000	\$5,000,000	\$5,000,000	\$5,000,000	\$5,000,000	\$0	\$25,000,000
Totals:	\$0	\$5,000,000	\$5,000,000	\$5,000,000	\$5,000,000	\$5,000,000	\$0	\$25,000,000
Item PTB1 Totals:	\$0	\$5,000,000	\$5,000,000	\$5,000,000	\$5,000,000	\$5,000,000	\$0	\$25,000,000

Item Number: **PTB12** Description: Port Tampa Bay - Hookers Point Development L RTP: None
 Extra Description:
 Type of Work: SEAPORT CAPACITY PROJECT
 Project Length: *SIS*

Fund	<2018	2018	2019	2020	2021	2022	>2022	All Years
Construction - Managed by TAMPA PORT AUTHORITY								
LF	\$0	\$12,000,000	\$12,000,000	\$12,000,000	\$12,000,000	\$12,000,000	\$0	\$60,000,000
Totals:	\$0	\$12,000,000	\$12,000,000	\$12,000,000	\$12,000,000	\$12,000,000	\$0	\$60,000,000
Item PTB12 Totals:	\$0	\$12,000,000	\$12,000,000	\$12,000,000	\$12,000,000	\$12,000,000	\$0	\$60,000,000

Item Number: **PTB15** Description: Port Tampa Bay - Land Acquisition L RTP: None
 Extra Description:
 Type of Work: SEAPORT CAPACITY PROJECT
 Project Length: *SIS*

Fund	<2018	2018	2019	2020	2021	2022	>2022	All Years
Construction - Managed by TAMPA PORT AUTHORITY								
LF	\$0	\$2,000,000	\$2,000,000	\$2,000,000	\$2,000,000	\$2,000,000	\$0	\$10,000,000
Totals:	\$0	\$2,000,000	\$2,000,000	\$2,000,000	\$2,000,000	\$2,000,000	\$0	\$10,000,000
Item PTB15 Totals:	\$0	\$2,000,000	\$2,000,000	\$2,000,000	\$2,000,000	\$2,000,000	\$0	\$10,000,000

Item Number: **PTB6** Description: Port Tampa Bay - Maintenance Dredging L RTP: None
 Extra Description:
 Type of Work: SEAPORT CAPACITY PROJECT
 Project Length: *SIS*

Fund	<2018	2018	2019	2020	2021	2022	>2022	All Years
Construction - Managed by TAMPA PORT AUTHORITY								
LF	\$0	\$3,500,000	\$3,500,000	\$3,500,000	\$3,500,000	\$3,500,000	\$0	\$17,500,000
Totals:	\$0	\$3,500,000	\$3,500,000	\$3,500,000	\$3,500,000	\$3,500,000	\$0	\$17,500,000
Item PTB6 Totals:	\$0	\$3,500,000	\$3,500,000	\$3,500,000	\$3,500,000	\$3,500,000	\$0	\$17,500,000

Item Number: **PTB16** Description: Port Tampa Bay - Mitigation Sites L RTP: None
 Extra Description:
 Type of Work: SEAPORT CAPACITY PROJECT
 Project Length: ***SIS***

Fund	<2018	2018	2019	2020	2021	2022	>2022	All Years
Construction - Managed by TAMPA PORT AUTHORITY								
LF	\$0	\$1,000,000	\$1,000,000	\$1,000,000	\$1,000,000	\$1,000,000	\$0	\$5,000,000
Totals:	\$0	\$1,000,000	\$1,000,000	\$1,000,000	\$1,000,000	\$1,000,000	\$0	\$5,000,000
Item PTB16 Totals:	\$0	\$1,000,000	\$1,000,000	\$1,000,000	\$1,000,000	\$1,000,000	\$0	\$5,000,000

Item Number: **PTB13** Description: Port Tampa Bay - Port Redwing Development L RTP: None
 Extra Description:
 Type of Work: SEAPORT CAPACITY PROJECT
 Project Length: ***SIS***

Fund	<2018	2018	2019	2020	2021	2022	>2022	All Years
Construction - Managed by TAMPA PORT AUTHORITY								
LF	\$0	\$60,000,000	\$5,000,000	\$5,000,000	\$5,000,000	\$5,000,000	\$0	\$80,000,000
Totals:	\$0	\$60,000,000	\$5,000,000	\$5,000,000	\$5,000,000	\$5,000,000	\$0	\$80,000,000
Item PTB13 Totals:	\$0	\$60,000,000	\$5,000,000	\$5,000,000	\$5,000,000	\$5,000,000	\$0	\$80,000,000

Item Number: **PTB14** Description: Port Tampa Bay - Port Sutton / Pendola Point Development L RTP: None
 Extra Description:
 Type of Work: SEAPORT CAPACITY PROJECT
 Project Length: ***SIS***

Fund	<2018	2018	2019	2020	2021	2022	>2022	All Years
Construction - Managed by TAMPA PORT AUTHORITY								
LF	\$0	\$1,000,000	\$1,000,000	\$1,000,000	\$1,000,000	\$1,000,000	\$0	\$5,000,000
Totals:	\$0	\$1,000,000	\$1,000,000	\$1,000,000	\$1,000,000	\$1,000,000	\$0	\$5,000,000
Item PTB14 Totals:	\$0	\$1,000,000	\$1,000,000	\$1,000,000	\$1,000,000	\$1,000,000	\$0	\$5,000,000

Item Number: **PTB5** Description: Port Tampa Bay - Road, Rail, and Related Improvements L RTP: None
 Extra Description:
 Type of Work: SEAPORT CAPACITY PROJECT
 Project Length: *SIS*

Fund	<2018	2018	2019	2020	2021	2022	>2022	All Years
Construction - Managed by TAMPA PORT AUTHORITY								
LF	\$0	\$3,000,000	\$3,000,000	\$3,000,000	\$3,000,000	\$3,000,000	\$0	\$15,000,000
Totals:	\$0	\$3,000,000	\$3,000,000	\$3,000,000	\$3,000,000	\$3,000,000	\$0	\$15,000,000
Item PTB5 Totals:	\$0	\$3,000,000	\$3,000,000	\$3,000,000	\$3,000,000	\$3,000,000	\$0	\$15,000,000

Item Number: **PTB4** Description: Port Tampa Bay - Tenant Improvements L RTP: None
 Extra Description:
 Type of Work: SEAPORT CAPACITY PROJECT
 Project Length: *SIS*

Fund	<2018	2018	2019	2020	2021	2022	>2022	All Years
Construction - Managed by TAMPA PORT AUTHORITY								
LF	\$0	\$5,000,000	\$5,000,000	\$5,000,000	\$5,000,000	\$5,000,000	\$0	\$25,000,000
Totals:	\$0	\$5,000,000	\$5,000,000	\$5,000,000	\$5,000,000	\$5,000,000	\$0	\$25,000,000
Item PTB4 Totals:	\$0	\$5,000,000	\$5,000,000	\$5,000,000	\$5,000,000	\$5,000,000	\$0	\$25,000,000

GRAND TOTAL	\$0	\$117,800,000	\$67,800,000	\$73,800,000	\$69,800,000	\$64,800,000	\$0	\$394,000,000
--------------------	------------	----------------------	---------------------	---------------------	---------------------	---------------------	------------	----------------------

Appendix A- Project Highlights

Changes in MAJOR TRANSPORTATION PROJECTS Listed in FY18 TIP –

Capacity Projects

- 422904 4; I-275 (Howard Frankland Bridge) to SR60 (segment 3), SEIS underway, added DSB in FY20
- 433535 1; I-275 from Howard Frankland to south of Lois Ave (segment 4), SEIS underway, DSB beyond FY22
- 412531 2; I-275 at SR60 Interchange (segment 4), SEIS underway, added ROW FY18-21
- 433535 2; I-275 from Reo St to south of Lois Ave (segment 4), SEIS underway, DSB beyond FY22
- 433535 3; SR60 from north of Independence Pkwy to I-275 (segment 4), SEIS underway, DSB beyond FY22
- 433535 4; I-275 NB Express Lane from N of Howard Frankland to S of Trask St (segment 4), SEIS underway, DSB beyond FY22
- 433535 5; I-275 NB Flyover from SR 60 to I-275 NB (segment 4), SEIS underway, DSB beyond FY22
- 434045 2; I-275 from Lois Ave to Willow Ave (segment 5), SEIS underway, DSB FY22
- 433821 2; I-275 at the Downtown Interchange (segment 6), SEIS underway, no funding shown
- 431821 2; I-275 from north of MLK Blvd to N of Busch (segment 7), SEIS underway, DSB beyond FY22
- 431746 2; I-4 from Selmon Connector to east of Mango Rd (segment 8), SEIS underway, DSB beyond FY22
- 438258 1; TBX Reserve Box, added CST FY21 & FY22
- 435750 1; SR 60 from Valrico Rd to E of Dover Rd, added ROW FY22, CST beyond FY22 (state-funded)
- 437650 1; Gibsonton Dr EB to NB on ramp at I-75, added PE FY22
- 424513 2; Big Bend Rd SB off ramp at I-75, CST FY21

Walk/Bike Safety Projects

- 433925 1; Selmon Greenway SR 60 connector at 19th (trailhead), added PE FY18, CST FY20
- 436640 1; Floribraska Ave from N Tampa St to Nebraska Ave, added PE FY22

- 439038 1; US 41/SR 45/50th St from Denver St to N of S 30th Ave, added CST FY18
- 439412 2; S Maydell Bridge at Palm River (Trail Segment), added PE FY20
- 439476 1; Green Spine Cycle Track from Willow Ave to Doyle Carlton Dr, added CST FY20
- 439481 1; South Coast Greenway from Shell Point Rd to 19th Ave, added CST FY21
- 439482 2; Tampa Bypass Canal Trail from N 34th St to Bruce B. Downs, added PE FY20
- 439532 1; Morris Bridge Rd from Fowler Ave to Fletcher Ave, added PE FY18
- 439532 2; Morris Bridge Rd from Davis Rd to Fowler Ave, added PE FY18
- 439691 1; Mort Elementary School, sidewalk improvements, added PE FY18, CST FY20
- 439692 1; Gibsonton Elementary School along Alafia St & Vern St, sidewalk improvements, added PE FY18, CST FY20
- 439696 1; Kenly Elementary along 21st Ave, sidewalk improvements, added PE FY18, CST FY20
- 440338 2; CR 39A/Alexander St from W of SR 39 to I-4, sidewalk improvements, added PE FY19
- 440511 1; The Heights Multi-Modal Vision & Implementation Plan, added Planning FY22

Intelligent Transportation System, Intersection & Signalization Projects

Intermodal Projects

- 437535 1; US 41/SR 45/Nebraska Ave at E Twiggs St, update signals and add poles, added PE FY18, CST FY21
- 439460 1; 56th St at Whiteway Dr, rebuild existing signal with mast arm signal, added PE FY18, CST FY21

Maintenance Projects

- 434781 3; SR 60 from W of MacDill Ave to Hillsborough River, drainage investigative design study, added PE FY19
- 434781 4; SR 60 from W of MacDill Ave to Hillsborough River, Stormwater video inspection, added PE FY19
- 437249 1; US 92/SR 600/Dale Mabry Hwy from Neptune St to Henderson Blvd, construct box culvert, added PE FY20, CST FY22
- 439829 2; Hillsborough County at various locations, intersection lighting, added CST FY18

Bridge Repair/ Rehabilitation

- 438783 1; Courtney Campbell Causeway, bridge structure repair, added PE FY18, CST FY20
- 439206 1; SR 60/Courtney Campbell Causeway at W of Ben T Davis Beach, construct bridge for environmental uplift, added DB FY18
- 439412 1; S Maydell Bridge at Palm River, bridge replacement, added PE FY20, CST FY22
- 439662 1; US 92/SR 600 EB from over old Tampa Bay to BR#100300, bridge repair, added CST FY18

Resurfacing

- 436734 1; SR 647/E Collage Ave from US 41/SR 54 to E of College Chase Dr, added CST FY20
- 437312 1; I-75/SR 93A from Manatee County Line to N of CR 672, added CST FY20
- 440338 1; CR 39A/Alexander St from W of SR 39 to I-4/SR 400, added CST FY18

CST – Construction; DSB – Design Build; PD&E – Project Development and Environment Study; PE – Preliminary Engineering; ROW – Right of Way; CAP – Capital Grants; SEIS – Supplemental Environmental Statement

Appendix B - Fund Codes and Descriptions

Fund Descriptions

Fund	Fund Name	Funding Source
5307	FTA Section 5307 funding (49 U.S.C. 5307)	Federal
5309	FTA Section 5309 funding (49 U.S.C. 5309)	Federal
5337	FTA Section 5337 funding (49 U.S.C. 5337)	Federal
5339	FTA Section 5339 funding (49 U.S.C. 5339)	Federal
ACBR	ADVANCE CONSTRUCTION (BRT)	Federal
ACBZ	ADVANCE CONSTRUCTION (BRTZ)	Federal
ACNP	ADVANCE CONSTRUCTION NHPP	Federal
ACSA	ADVANCE CONSTRUCTION (SA)	Federal
ACSU	ADVANCE CONSTRUCTION (SU)	Federal
AIP	Airport Improvement Program	Local
BNIR	INTRASTATE R/W & BRIDGE BONDS	R/W and Bridge Bonds
BOND	Bonds	Local
BRP	STATE BRIDGE REPLACEMENT	State 100%
BRRP	STATE BRIDGE REPAIR & REHAB	State 100%
CIGP	COUNTY INCENTIVE GRANT PROGRAM	State 100%
CIT I	Community Investment Tax Phase I	Local
CM	CONGESTION MITIGATION - AQ	Federal
D	UNRESTRICTED STATE PRIMARY	State 100%
DDR	DISTRICT DEDICATED REVENUE	State 100%
DEM	ENVIRONMENTAL MITIGATION	State 100%
DEMW	ENVIRONMEN MITIGATION-WETLANDS	State 100%
DI	ST. - S/W INTER/INTRASTATE HWY	State 100%
DIH	STATE IN-HOUSE PRODUCT SUPPORT	State 100%
DIS	STRATEGIC INTERMODAL SYSTEM	State 100%
DITS	STATEWIDE ITS - STATE 100%.	State 100%
DPTO	STATE - PTO	State 100%
DRA	REST AREAS - STATE 100%	State 100%
DS	STATE PRIMARY HIGHWAYS & PTO	State 100%
DSB1	SKYWAY	Toll/Turnpike
DU	STATE PRIMARY/FEDERAL REIMB	Federal
DWS	WEIGH STATIONS - STATE 100%	State 100%
EB	EQUITY BONUS	Federal
FAA	Federal Aviation Authority	Federal
FAA	FEDERAL AVIATION ADMIN	Federal
FCO	PRIMARY/FIXED CAPITAL OUTLAY	State 100%
FDOT	Florida DOT Grant	State 100%

Fund Descriptions

Fund	Fund Name	Funding Source
FTA	FEDERAL TRANSIT ADMINISTRATION	Federal
FTAT	FHWA TRANSFER TO FTA (NON-BUD)	Federal Earmark
GAS	Gas Tax	Local
GAS & FDOT	Local Option Gas Taxes & FDOT Grants	Local & Federal
GMR	GROWTH MANAGEMENT FOR SIS	State 100%
HCAA	Aviation Authority Funds	Local
HSP	SAFETY (HIWAY SAFETY PROGRAM)	Federal
IMPAC	Impact Fees	Local
JARC	Jobs Access Reverse Commute	Federal
LF	Local Funds	Local
LF	LOCAL FUNDS	Local
LFF	Local Fund - for Matching F/A	Local
LFP	LOCAL FUNDS FOR PARTICIPATING	Local
LFR	LOCAL FUNDS/REIMBURSIBLE	Local
LOGT	Local Option Gas Tax	Local
MPAC & FDO	Impact Fees & FDOT Grants	Local & Federal
NFI	New Freedoms Initiative	Federal
NHPP	IM, BRDG REPL, NATNL HWY-MAP21	Federal
NHRE	NAT HWY PERFORM - RESURFACING	Federal
PFC	Airport Passenger Facility Charge	Local
PKED	2012 SB1998-TURNPIKE FEEDER RD	State 100%
PKM1	TURNPIKE TOLL MAINTENANCE	Toll/Turnpike
PKYI	TURNPIKE IMPROVEMENT	Toll/Turnpike
PKYO	TURNPIKE TOLL COLLECTION/OPER.	Toll/Turnpike
PKYR	TURNPIKE RENEWAL & REPLACEMENT	Toll/Turnpike
PKYR	TURNPIKE RENEWAL & REPLACEMENT	Toll/Turnpike
PL	METRO PLAN (85% FA; 15% OTHER)	Federal
PORT	SEAPORTS	State 100%
REPE	REPURPOSED FEDERAL EARMARKS	Federal Earmark
SA	STP, ANY AREA	Federal
SIWR	2015 SB2514A-STRATEGIC INT SYS	State 100%
SPN	PROCEED FROM SPONSOR AGREEMENT	State 100%
SR2T	SAFE ROUTES - TRANSFER	Federal
State	State of Florida Grants	State 100%
STED	2012 SB1998-STRATEGIC ECON COR	State 100%
STP	Federal Surface Transportation Program	Federal

Fund Descriptions

Fund	Fund Name	Funding Source
SU	STP, URBAN AREAS > 200K	Federal
TALT	TRANSPORTATION ALTS- ANY AREA	Federal
TALU	TRANSPORTATION ALTS- >200K	Federal
TCSP	Transportation Community & System Preservation	Federal
TDTF	Transportation Disadvantaged Trust Fund	State 100%
THEA	Expressway Authority	Local
THEA & FHWA	Expressway Authority & FHWA	Local & Federal
THEA & Other	Expressway Authority & Other	Local & Federal
TLWR	2015 SB2514A-TRAIL NETWORK	State 100%
TM06	TAMPA-HILLSBOROUGH EXPR. AUTH.	Toll/Turnpike
TO06	TAMPA-HILLSBOROUGH EXPR. AUTH.	Toll/Turnpike
TRIP	TRANS REGIONAL INCENTIVE PROGM	State 100%
TRWR	2015 SB2514A-TRAN REG INCT PRG	State 100%
UNK	Unknown	Local
UST	Utilities Services Taxes	Local

Appendix C - Amendments

Amendments to the Transportation Improvement Program are approved by the MPO Board at regularly scheduled meetings. Amended pages of the TIP are added electronically on the MPO's website once they have been approved. Amendments to the TIP are made available on the MPO website:

<http://www.planhillsborough.org/transportation-improvement-program-tip/>

Appendix D – Analysis & Response to Public Comments

Available at

