



Hillsborough MPO  
Metropolitan Planning  
for Transportation



Fiscal Years 2016/17 - 2020/21

Effective 10/01/16 - 09/30/17

**TIP**  
**TRANSPORTATION  
IMPROVEMENT PROGRAM**



**Hillsborough MPO**  
**Metropolitan Planning  
for Transportation**

# **TRANSPORTATION IMPROVEMENT PROGRAM**

**FOR FISCAL YEARS  
2016/17 – 2020/21**

*Adopted June 22, 2016*

*Hillsborough County  
Metropolitan Planning Organization  
601 East Kennedy, 18<sup>th</sup> Floor  
Tampa, FL 33602-5117  
Phone: (813) 272-5940  
Fax: (813) 272-6258*

*Internet address: [www.hillsboroughmpo.org](http://www.hillsboroughmpo.org)*

Updated: November 15, 2016

## HILLSBOROUGH COUNTY METROPOLITAN PLANNING ORGANIZATION

**Commissioner Lesley “Les” Miller, Jr., MPO Chairman**

Hillsborough County

**Paul Anderson, Port Director**

Tampa Port Authority

**Mayor Frank Chillura**

City of Temple Terrace

**Trent Green**

The Planning Commission

**Commissioner Rick Lott**

City of Plant City

**Commissioner Sandra Murman**

Hillsborough County

**Councilman Guido Maniscalco**

City of Tampa

**Commissioner Stacy R. White**

Hillsborough County

### **MPO Staff Representatives**

**Beth Alden, AICP**

Executive Director

**Cameron Clark, Esq.**

MPO Attorney

**Wanda West**

MPO Administrative Assistant

**Councilman Harry Cohen, Vice-Chair**

City of Tampa

**Commissioner Kevin Beckner**

Hillsborough County

**Wallace Bowers**

HART

**Commissioner Ken Hagan**

Hillsborough County

**Joe Lopano, Executive Director**

Hillsborough County Aviation Authority

**Councilwoman Lisa Montelione**

City of Tampa

**Joseph Waggoner, Executive Director**

Tampa Hillsborough Expressway Authority

**Cindy Stuart**

Hillsborough County School Board



HILLSBOROUGH COUNTY METROPOLITAN PLANNING ORGANIZATION  
TRANSPORTATION IMPROVEMENT PROGRAM FOR FISCAL YEARS 2016/17 – 2020/21

PREPARED IN COOPERATION WITH



June 30, 2016

The preparation of this report has been financed in part through grant(s) from the FHWA and FTA, USDOT, under the State Planning and Research Program, Section 505 or Metropolitan Planning Program, Section 104(f) of Title 23, US Code. The contents of this report do not necessarily reflect the official views or policy of the USDOT

The MPO does not discriminate in any of its programs or services. Public participation is solicited without regard to race, color, national origin, age, sex, religion, disability or family status. [Learn more about our commitment to non-discrimination.](#)


(this page left blank)

**AUTHENTICATION**


The Hillsborough County Metropolitan Planning Organization, at its meeting of June 22, 2016, and following an advertised public hearing, discussed and approved this Transportation Improvement Program for Fiscal Years 2016/17 – 2020/21 as required by 23 U.S.C. 134(j), 49 U.S.C. 5303(j) and Subsection 339.175 F.S.

It is hereby certified that the planning process of the Hillsborough County Metropolitan Planning Organization is being carried out in conformance with the provisions of 23 C.F.R. 450.334, 23 U.S.C. 134(k)(5), and 49 U.S.C. 5303(k)(5).

6/22/2016  
Date

  
\_\_\_\_\_  
Commissioner Lesley "Les" Miller, Jr., Chairman  
Hillsborough County  
Metropolitan Planning Organization

ATTEST:

  
\_\_\_\_\_  
Wanda West  
Metropolitan Planning Organization Secretary

(this page left blank)



**HILLSBOROUGH COUNTY METROPOLITAN PLANNING ORGANIZATION  
TRANSPORTATION IMPROVEMENT PROGRAM**

**TABLE OF CONTENTS**

- Introduction ..... 1
- Purpose ..... 1
- Financial Plan ..... 1
- Long Range Transportation Plan Context ..... 2
- HART Transit Funding Assumptions..... 3
- Public Involvement ..... 4
- Project Evaluation and Selection Process..... 5
- Consistency with Other Plans ..... 6
- Project Highlights ..... 7
- Regional Priorities ..... 8
- TIP/STIP Relationship ..... 8
- Federally Funded Projects from Previous Year..... 9
- Certification..... 9
- Congestion Management and Crash Reduction ..... 9
- MPO Priorities ..... 10
- Table 1- Hillsborough MPO List of Priority Projects – Existing  
Priorities Funded for Construction ..... 11

- Table 2 - Hillsborough MPO List of Priority Projects – Candidates  
for New Funding ..... 14
- Project Listings for Fiscal Years 16/17 – 20/21 ..... 19
- Table 3- Summary of Federal, State and Local Revenues.... 21
- Section 1 - FDOT Projects..... 1
- Section 2 - Hillsborough County Projects ..... 2-1
- Section 3 - Temple Terrace Projects ..... 3-1
- Section 4 - Plant City Projects ..... 4-1
- Section 5 - Tampa Projects ..... 5-1
- Section 6 - Aviation Authority Projects..... 6-1
- Section 7 - Transportation Disadvantaged Projects .... 7-1
- Section 8 - HART Projects..... 8-1
- Section 9 - Expressway Authority Projects ..... 9-1
- Section 10 - Tampa Port Authority Projects ..... 10-1
- Appendix A- Project Highlights ..... A-1
- Appendix B - Fund Codes and Descriptions ..... B-1
- Appendix C - Amendments ..... C-1
- Appendix D – Analysis & Response to Public Comments .....D-1

(this page left blank)

**HILLSBOROUGH COUNTY METROPOLITAN PLANNING ORGANIZATION  
TRANSPORTATION IMPROVEMENT PROGRAM**

**DEFINITIONS & ACRONYMS**

**ADA (Americans with Disabilities Act)**

Calls on public transit systems to make their services more fully accessible, as well as to underwrite a parallel network of paratransit services as federal civil rights legislation for disabled persons passed in 1990.

**CAC (Citizens Advisory Committee)**

A county-wide representation of citizen volunteers who provide input on proposed transportation plans and programs making recommendations to the MPO.

**CCC (West Central Florida Chairs Coordinating Committee)**

Composed of the chair of the six member MPOS, the FDOT District 1 and 7 secretaries, and the areas Regional Planning Councils, this group develops regional solutions to transportation problems and to ensure a consistent regional planning approach among the six MPOs.

**ETDM (Efficient Transportation Decision Making)**

A State of Florida initiative pursuant to the “Streamlining” provisions contained within the Transportation Equity Act for the 21st Century (TEA-21) that creates provisions for early and full participation in determining the socio-cultural and environmental impacts of a project.

**FDOT (Florida Department of Transportation)**

The agency granted the legislative authority to develop and maintain state transportation facilities and services.

**FHWA (Federal Highway Administration)**

The federal agency that develops regulations, policies and guidelines to achieve safety, access, economic development, and other goals of FHWA programs through construction and improvement of the nation’s transportation infrastructure and highway system.

### **FTA (Federal Transit Administration)**

The federal agency that develops policy on public transit issues and allocates capital and operating funds for public transit projects.

### **FAST Act (Fixing America’s Surface Transportation)**

Federal legislation that provides funding for surface transportation programs for fiscal years 2016 through 2020.

### **MPO (Metropolitan Planning Organization)**

An agency created under federal and state law to provide a forum for cooperative decision-making in regard to regional transportation issues. Membership includes elected and appointed officials representing local jurisdictions and transportation agencies.

### **NEPA (National Environmental Policy Act)**

Legislation that requires federal agencies to integrate environmental values into their decision making processes by considering the environmental impacts of their proposed actions and reasonable alternatives to those actions.

### **SIS (Strategic Intermodal System)**

A statewide network of high-priority transportation facilities, including the state’s largest and most significant commercial service airports, spaceport, deepwater seaports, freight rail

terminals, passenger rail and intercity bus terminals, rail corridors, waterways and highways.

### **STP (Surface Transportation Program)**

One of the key funding programs in FAST Act, STP monies are flexible, meaning they can be spent on mass transit, pedestrian and bicycle facilities, as well as on roads and highways.

### **TAC (Technical Advisory Committee)**

A county-wide representation of local and state planners, engineers, air quality officials, and transit operators who provide technical input regarding transportation plans and programs and make recommendations to the MPO.

### **TBARTA (Tampa Bay Area Regional Transportation Authority)**

The Tampa Bay Area Regional Transportation Authority was created as an agency of the state on July 1, 2007 to plan, develop, finance, construct, own, purchase, operate, maintain, relocate, equip, repair, and manage multimodal systems in Citrus, Hernando, Hillsborough, Manatee, Pasco, Pinellas, and Sarasota Counties. The authority’s purpose is to improve mobility and expand multimodal transportation options for passengers and freight throughout the seven-county region.

**TIP (Transportation Improvement Program)**

The primary 5-year spending plan of state and federal revenues anticipated to be allocated to the urban area as well as major transportation projects of all types.

**TMA (Transportation Management Area)**

Geographic area subject to special requirements under FAST Act. An urbanized area with a population of over 200,000 is automatically a TMA, which subjects it to additional planning requirements but also entitles it to funds earmarked for large urbanized areas under the Surface Transportation Program.

**YOE (Year of Expenditure)**

All amounts in the TIP are expressed in “year of expenditure” dollars, which is the dollars inflated to the year spent.

## **Introduction**

The Hillsborough Metropolitan Planning Organization (MPO) Transportation Improvement Program (TIP) is developed and updated annually as part of the MPO's Certification Process to ensure continued receipt of federal funding for transportation improvements in Hillsborough County. The contents of this TIP were developed consistent with requirements from the latest transportation legislation, Fixing America's Surface Transportation (FAST) Act.

FAST Act builds on many of the highway, transit, walking, and bicycling programs and policies established in 1991 through the Intermodal Surface Transportation Efficiency Act (ISTEA). FAST Act also created a streamlined, performance-based program to better target the limited financial resources to the most effective and affordable transportation improvements. For additional information on this legislation and the relationship to the TIP, visit: <https://www.fhwa.dot.gov/fastact/>.

## **Purpose**

The TIP lists the regionally significant transportation projects of the local governments, authorities, and the Florida Department of Transportation (FDOT) which are within the designated Metropolitan Planning Area – Hillsborough County for the upcoming 5-year period. Included are projects funded through Title 23 and Title 49 of the U.S. Code and all regionally significant projects regardless of funding source. The TIP also demonstrates that the requirements of Section 134 of Title 23, USC and 23 CFR

Part 450.324 have been met. It will further indicate that the projects listed for the upcoming 5-year period are financially feasible using projected costs and expected revenues consistent with the MPO's priorities for the expenditure of federal funds as illustrated in Table 1 and Table 2.

## **Fiscally Constrained Financial Plan**

The projects identified in the TIP can be implemented using current and anticipated revenues from existing sources that are reasonably expected by year as shown in Table 3. These revenue projections are based on reasonable financial principles and information developed cooperatively by the MPO, State and public transportation operators as required under 23 CFR 450.234 (h). Projects funded by Title 23 and Title 49 funds and all regionally significant projects in this TIP reflect year of expenditure costs based on the year in which funding is anticipated to be available pursuant with the requirements of 23 CFR Part 450.324(a) and 339.175(8), F.S.

The TIP is fiscally constrained, which means that the anticipated revenues match the projected cost of all projects in the FDOT work program. The demonstration of this fiscal constraint is shown at the bottom of Table 3.

Other projects in the TIP funded with local revenues are based on the adopted capital budgets for each transportation agency within the Metropolitan Planning Area. The project information included is a snapshot in time of what each agency has programmed based on their currently adopted capital budgets.

The TIP includes several regionally significant projects requiring continued support from FHWA and/or FTA. These projects include safety improvements for pedestrians and cyclists, maintaining a state of good repair for the existing transit system, modernization of traffic control systems, construction of express lanes on the Interstate Highway System, construction of multi-use trails and implementation of an enhanced and expanded transit system; including new Bus Rapid Transit routes and evaluation of projects for future New Starts transit funding. These projects have been prioritized by the MPO to receive funding through the Surface Transportation Program (STP) and many have also received funding through the Transportation Regional Incentive Program (TRIP) which was established by the State to fund projects of regional significance.

### **Long Range Transportation Plan Context**

Priorities for the TIP were developed by drawing on the extensive prioritization of the County’s transportation needs defined in the Long Range Transportation Plan (known as the *Imagine 2040 Plan*). Prior to establishing priorities for all new projects, on-going projects - such as road projects where Right-of-Way had been acquired - were moved to the top of the priority list to ensure continuity in the project priorities and implementation. Consistent with FAST Act, projects are selected based on their ability to meet key performance measures identified in the *Imagine 2040 Plan*. These measures address system preservation, reducing crashes and vulnerability, minimizing traffic for drivers and shippers, providing real choices when not driving, and making

investments for economic growth. The *Imagine 2040 Plan* evaluated Hillsborough County’s transportation needs and prioritized future investments for programs and projects to achieve targets in the following performance areas:



#### **Preserve the System**

- Road resurfacing schedule
- Bridge repair schedule
- Transit vehicle replacement schedule



#### **Reduce Crashes & Vulnerability**

- Total crashes, fatal crashes, and pedestrian/bike crashes
- Recovery time and economic impact of a major storm



#### **Minimize Traffic for Drivers & Shippers**

- Peak-hour travel time reliability
- Affected truck trips



#### **Real Choices When Not Driving**

- People & jobs served by the bus system
- People & jobs served by the trail/sidepath network



#### **Major (Capacity) Investments for Economic Growth**

- Key Economic Spaces
  - Jobs served
  - Delay reduced
- Strategic Intermodal System
- Development Based Needs

## ❑ Longer Range Vision

For funding of projects in the TIP, the MPO requested updated project information from each implementing agency to identify project readiness and assess ability to implement the project. The list of priorities in the TIP was then transmitted to FDOT for programming. One of the funding sources for which the MPO provides priorities is the Transportation Alternative portion of the Surface Transportation Program. Unlike the other funding sources, this source has an application process which is used to determine the eligibility and feasibility of the project's use of the Transportation Alternative funds.

As listed in 23 U.S.C. 101(a)(29) and 213(b), projects listed as eligible for Transportation Alternative funding include:

- Construction, planning and design of on- and off-road facilities for bicyclists, pedestrians, and other forms of non-motorized transportation;
- Construction, planning and design of infrastructure-related projects/systems to provide safe routes for non-drivers;
- Conversion and use of abandoned railroad corridors for non-motorized use;
- Construction of turnouts, overlooks, and viewing areas;
- Inventory, control or removal of outdoor advertising;
- Historic preservation and rehabilitation of historic transportation facilities;
- Vegetation management practices in transportation right-of-way;

- Archeological activities related to impacts from transportation projects eligible under Title 23;
- Environmental mitigation activities.

## **HART Transit Funding Assumptions**

The following presents the funding assumptions used to develop the Hillsborough Area Regional Transit Authority (HART) submission request for the Hillsborough County MPO Transportation Improvement Program.

All dollar amounts reflect funds that are not yet obligated in a grant and includes anticipatory funds in some instances. Section 5307 funds are anticipated but the total amount for any year is not confirmed until the release by pertinent Federal Register.

Funding allocations to projects are based on HART's adopted 10-year Transit Development Plan and FDOT's Final Tentative Five Year Work Program, with minor revisions to reflect updated projects and/or funding actions.

STP and other USDOT funds have been previously prioritized by the MPO and are programmed in the FDOT Final Tentative Five Year Work Program.


State Block Grant funds are as programmed in FDOT Final Tentative Work Program. Funding is estimated based on the best information available and is subject to change. State Service Development and Urban Corridor funds are as programmed in the FDOT Final Tentative Five Year Work Program. They are matched with HART *ad valorem* funds.



Corrections may be submitted to HART prior to final publication of the TIP document.

Amounts for the following funding sources are estimates based on historic funding patterns received by HART. Federal funding is subject to the reauthorization of a new transportation bill. Basic Transit Infrastructure for shelters and sidewalk funds are allocated from City of Tampa and Hillsborough County development impact

fees.




**Hillsborough MPO**  
Metropolitan Planning  
for Transportation  
HillsboroughMPO.org  
County Center – 18<sup>th</sup> Floor

### Public Hearing

**Wednesday, June 22, 2016 @ 6:00 p.m.**  
County Center Building, 2<sup>nd</sup> Floor  
601 E Kennedy Boulevard, Tampa, FL 33602

At this Public Hearing, the MPO Board will consider adoption of the Transportation Improvement Program, or TIP, a prioritized list of transportation projects in Hillsborough County for the next five years, effective October 1, 2016. A variety of projects to address the many transportation needs in our community are listed, including:



- More bus service and replacement of old vehicles
- Repairing roadways to preserve our system
- Improving intersections - safer and more efficient for all users
- Traffic signal coordination upgrades
- Making it safer to walk and bicycle with new sidewalks and trails

The TIP also identifies funding for major projects, such as:

- I-275 / SR 60 Interchange\* | \$327M for right of way (ROW) and engineering throughout the next 5 years (FDOT)
- I-275 Express Toll Lanes\* from north of Busch Blvd to north of MLK Jr Blvd | \$67M for design-build - FY21 (FDOT)
- I-4 Express Toll Lanes\* from Selmon Connector to CR 579 | \$235M for design-build in FY21 (FDOT)
- I-4 / I-275 Downtown Interchange\* | \$493K for ROW, \$5K for design - FY17 | \$58M for design - FY23 (FDOT)
- Apollo Beach Blvd extension from US 41 to Paseo al Mar | \$10M added to FY21 (Hillsborough County)
- Davis Rd extension from Harney Rd to Mastin Dr | \$1M for project development study & - FY17 (Temple Terrace)
- Tampa Bay Premium Transit Feasibility Study | \$1.5M - FY17 (HART)
- US 92 widening from US 301 to CR 579 | \$1.25 M for design - FY17 (FDOT)
- US 92 widening from Park Rd to County Line Rd | \$1.8M for design - FY17 (FDOT)

Please note: The TIP lists transportation projects to be funded by federal, state, and local sources within the next five years, including funding amounts, sources, and fiscal years (FY). Details and project design will be determined by the agency implementing the project, typically in a future year. \*More information at [tampabayexpress.com](http://tampabayexpress.com)

The MPO is responsible for prioritizing federal and state funds allocated to transportation projects in Tampa, Temple Terrace, Plant City, and Hillsborough County. For a complete list of projects in the TIP, please visit our web site: [hillsboroughmpo.org](http://hillsboroughmpo.org) or the public library at our office, Monday - Friday, 8 a.m. - 5 p.m.

There are many ways for you to participate at the Public Hearing:

<ul style="list-style-type: none"> <li>• Attend in person and sign up to speak</li> <li>• Attend online with live streaming broadcast and live chatroom on our website</li> <li>• Email comments in advance to <a href="mailto:mpl@plancom.org">mpl@plancom.org</a></li> </ul>	<ul style="list-style-type: none"> <li>• Comment in advance on our Facebook event page at <a href="https://facebook.com/HillsboroughMPO">facebook.com/HillsboroughMPO</a></li> <li>• Leave a voice message in advance at 813/273-3774 x650</li> </ul>
--	---

Facebook posts, E-mails and Voicemails left before June 22 at noon will be distributed to the MPO Board Members. The live chatroom will be viewable by the MPO Board members. All comments are public record.

Persons planning to attend the public hearing in need of special accommodations under the Americans with Disabilities Act or who require interpreter services (free of charge) should contact Michele Ogilvie, 813/273-3774 x117 or email [ogilvie@plancom.org](mailto:ogilvie@plancom.org), at least 3 business days in advance. The MPO does not discriminate in any of its programs or services. Public participation is solicited without regard to race, color, national origin, sex, age, disability, family or religious status. To learn more about our commitment to nondiscrimination, visit [planhillsborough.org/nondiscrimination-commitment](http://planhillsborough.org/nondiscrimination-commitment)

meetings in the impacted community to hear and respond to concerns from citizens. For this document, the MPO held a public hearing on August 4<sup>th</sup>, 2015 to gain support for the priority projects and a final public hearing on June 22<sup>nd</sup>, 2016 to adopt the

TIP document and list of funded projects. The public hearings were advertised in the local newspaper consistent with the MPO’s Public Participation Plan. Due to the Tampa Bay Express (TBX) being a major project in the region, the MPO took some additional steps in advertising the meeting including a mass mail-out to over 6,000 residents and business owners near



major projects and signs posted throughout the county near major projects. The MPO also set up a phone line for comments, in addition to the Facebook and Twitter pages that has been utilized for MPO comments over the last year, as well as a Facebook



“event” page and live chatroom for the public hearings.

Through these means, a total of 345 written comments were received. Several comments related to projects outside the TBX area, notably support for improvements on US 92 in Plant City. However, the bulk of comments concerned the TBX project. Two hundred written comments supported adopting the TIP, including the TBX, and 145 comments opposed it. At the June 22<sup>nd</sup> public hearing to adopt the TIP, 185 citizens

signed up to speak. Comments were made both for and against the TBX project.

An analysis and response to public comments on the FY16/17-20/21 TIP is posted on the MPO website at

[http://www.planhillsborough.org/wp-content/uploads/2016/10/FY16-17\\_TIP-Appendix\\_FINAL.pdf](http://www.planhillsborough.org/wp-content/uploads/2016/10/FY16-17_TIP-Appendix_FINAL.pdf).

Following public comments, the MPO board adopted the TIP, including funding for the TBX project. In doing so, the board passed motions setting forth their expectations for the TBX project. These include close coordination between FDOT and the MPO on the TBX project, regular updates and reports on the re-evaluation of the Project Development and Environmental study, community participation, identification of impacts to the affected neighborhoods, mitigation plans, status of civil rights investigations, and plans for premium transit.

### ***Amendments to the TIP***

Following adoption of the TIP, the need often arises for amendments which reflect changes in the project description or funding. Amendments are also needed to add projects to the TIP. Following the process outlined in the MPO's Public Participation Plan, amendments are posted prominently on the MPO website at <http://www.planhillsborough.org/transportation-improvement-program-tip/> and presented at a regularly scheduled MPO meeting. Opportunities exist to comment on proposed amendments at the MPO meeting and during earlier advisory committee meetings where recommendations are made to the

MPO. MPO approval of amendments is done via roll call vote consistent with subsection 339.175(13) F.S.

### ***Online Document Access***

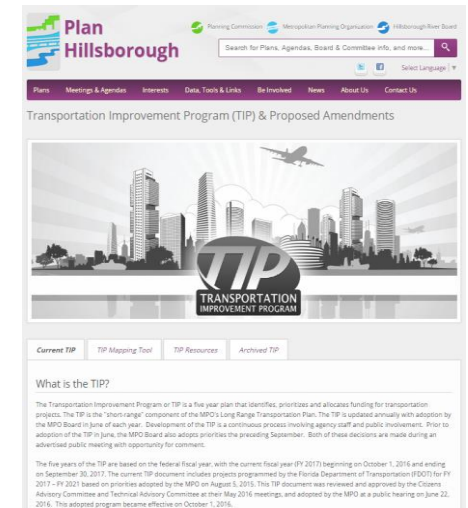
The internet has provided a mechanism for easy access to existing and historical documents related to the TIP. An online interactive TIP mapping tool now provides citizens and users of the TIP the ability to view, query and search for projects in defined geographic areas. Project information in this online version is updated throughout the year as amendments are approved.

The TIP is available online by visiting the MPO's website listed below:

<http://www.planhillsborough.org/transportation-improvement-program-tip/>.

### **Project Evaluation and Selection Process**

The projects listed in the TIP have been funded consistent with the priorities of the MPO and were selected using a multi-modal prioritization process. As part of the MPO's continuing and



comprehensive planning process, projects prioritized for the TIP were selected during the MPO's 2040 Long Range Transportation Plan (LRTP) update. Consistent with FAST Act, projects are selected based on their ability to meet key performance measures identified in the *Imagine 2040 Plan*. These measures address system preservation, reducing crashes and vulnerability, minimizing traffic for drivers and shippers, providing real choices when not driving, and making investments for economic growth. One of the key considerations in the prioritization process of the LRTP was to ensure existing priorities of the MPO would remain priorities for consistency and continuity. Also, projects that had been funded for construction were included as top priority projects for funding before considering addition of new projects.

Using the priorities from the LRTP, the MPO worked in cooperation with local implementing agencies to identify the projects which are readiest to move forward. Information such as the project priority and status of the local implementing agency was provided to the Florida Department of Transportation (FDOT) for programming of projects for this TIP.

State legislation has created the Transportation Regional Incentive Program (TRIP). This program provides a state match for projects that are evaluated and prioritized at a regional level. Through participation in the TBARTA MPO Chairs Coordinating Committee (TBARTA CCC), the MPO, along with the other members, evaluates projects of regional significance to determine eligibility for use of the TRIP funds.

In addition to the above process, all projects carried out within the MPO's Metropolitan Planning Area boundaries were selected in consultation with the State consistent with the provisions of 23 CFR 450.330(c).

Projects undertaken within Hillsborough County on the National Highway System or pursuant to the Bridge and Interstate Maintenance Programs are selected by the State in cooperation with the MPO.

### **Consistency with Other Plans**

The projects included in the TIP are consistent with adopted short and long range transportation plans and master plans of the agencies and jurisdictions in Hillsborough County. For example, the projects listed in this TIP that are part of the MPO's 2040 LRTP are cross-referenced by project number. Port and airport improvements have been identified in the master plans and other transportation studies developed by the Tampa Port Authority and the Hillsborough County Aviation Authority. The transit projects are identified in the HART's Transit Development Plan. Funding information for the Transportation Disadvantaged program is coordinated with the Transportation Disadvantaged Service Plan which includes detailed funding by provider. These plans and the projects identified in the TIP are consistent, to the maximum extent feasible, with the adopted Comprehensive Plans of the local governments in Hillsborough County.

**Project Highlights**

Since the adoption of the previous TIP document, changes in project costs and revenues have allowed additional projects to be added or advanced. Pursuant to 23 C.F.R. 450.324 (l)(2), major changes in this TIP include:

- \$2.5 million for HART MetroRapid Kennedy Boulevard Project Development & Environmental (PD&E);
- Sidewalk connectivity improvements at Stowers Elementary, Summerfield Elementary, Cypress Creek Elementary, and Eisenhower Middle schools added in 2018;
- Complete Street enhancements along Columbus Dr., 46<sup>th</sup> Street, Rome Ave., and Collins St. added in 2017-2018;
- Design and construction of the North Dale Mabry Advanced Traffic Management System added in 2018; and
- Upper Tampa Bay Trail connector along Lutz Lake Fern Road added for construction in 2020.

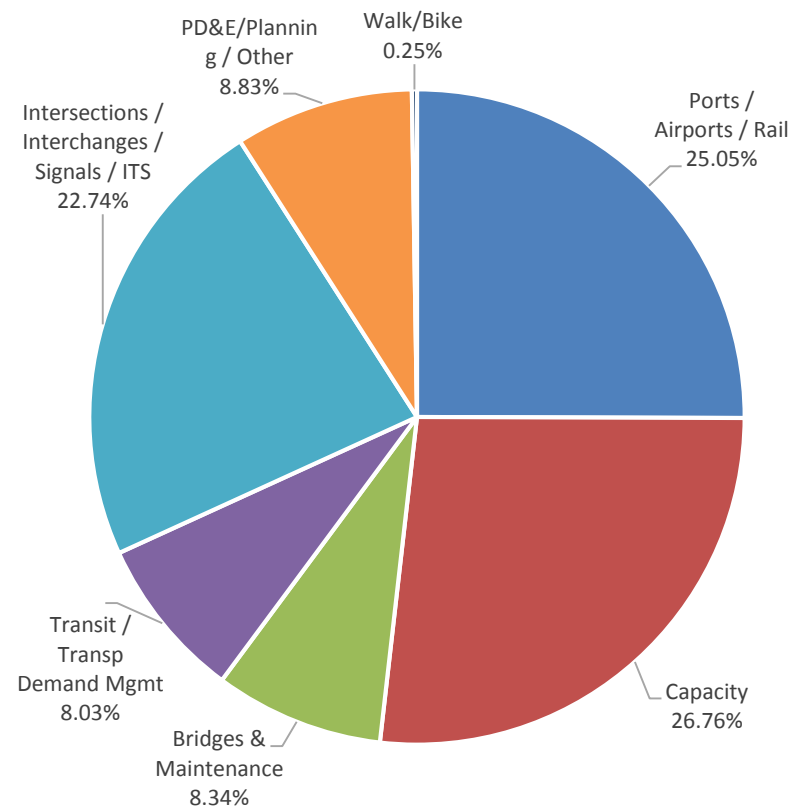
Other projects started or completed in the past year include the widening of Bruce B. Downs Blvd. from Bearss Ave. to Palm Springs Blvd., Upper Tampa Bay Trail Phase IV from Van Dyke Rd. to the North Suncoast Pkwy. Trail, and the Selmon Greenway.

A complete listing of projects that have undergone significant changes since the adoption of the previous TIP is included in Appendix B. Appendix B also highlights how the priorities adopted

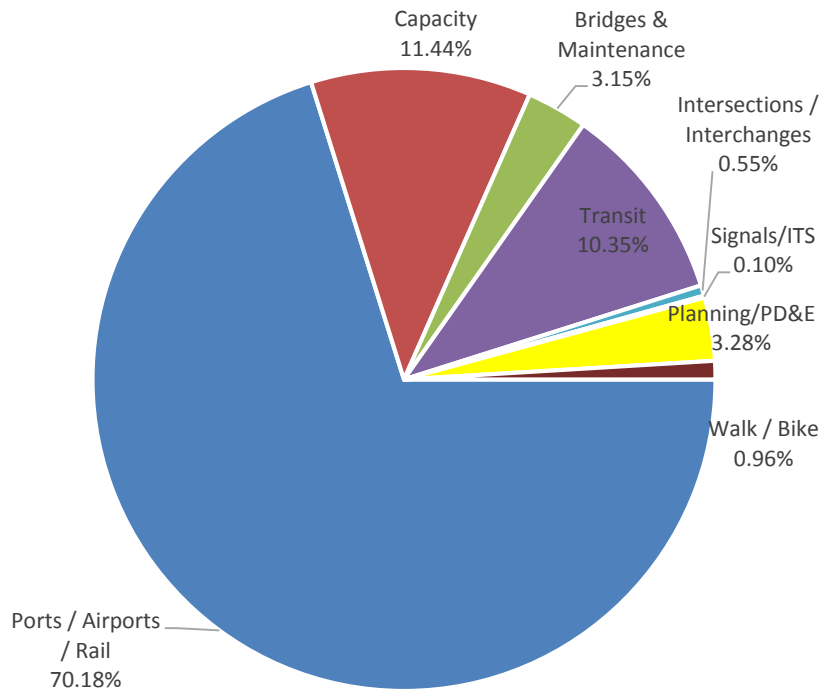
by the MPO Board are funded in the TIP and any funding changes that have occurred in the past year.

Figures 1 and 2 show the funding by mode for the 5-years for the FDOT Work Program and the local agencies Capital Improvement Programs.

**Figure 1. FDOT Work Program Funding by Mode**



**Figure 2. Local Agency Capital Improvement Program funding by Mode**



**Regional Priorities**

This TIP incorporates projects prioritized by the Tampa Bay Transportation Management Area (TMA, which includes the Hillsborough, Pasco and Pinellas MPOs) Leadership Group and the TBARTA CCC for inclusion in the 2040 Regional LRTP. It also includes priority projects for the TRIP authorized through state legislation. Listed below are the regional priorities pertinent to

Hillsborough County as adopted by the TMA Leadership Group and the TRIP priorities in Hillsborough County as adopted by the TBARTA CCC.

***Top Regional Priorities Adopted by TMA:***

- Howard Frankland Bridge replacement with Transit and Express Lanes;
- I-275 at SR 60 (Memorial Hwy) Interchange Modification;
- I-275 From SR 60 to Downtown Tampa, Express Lanes with Express Bus;
- Westshore Regional Intermodal Center;
- I-4 From Downtown Tampa to east of I-75, Express Lanes with Express Bus; and
- Tampa International Airport (TIA) to Westshore Regional Intermodal Center Transit Connection.

***TRIP Priority Projects in Hillsborough County adopted by TBARTA/CCC:***

- Regional Transit Farebox Program;
- I-275 at SR 60 Interchange;
- Tampa Advanced Traffic Management System; and
- North Dale Mabry Hwy. Advanced Traffic Management System from Sligh Ave. to Van Dyke Rd.

**TIP/STIP Relationship**

The TIP provides a comprehensive listing of transportation projects scheduled to be completed during the five years following

October 1, 2016. Pursuant to 23 U.S.C. 134, the MPO TIP document is compiled in cooperation with the State and public transportation operator, HART. Additionally, section 339.175(7) of the Florida Statutes requires the MPO to include a list of projects to be funded from local or private revenues, which are included for informational purposes. The Statewide Transportation Improvement Program (STIP) is established through 23 C.F.R. 450.216. The STIP is a compilation of the Metropolitan TIPs throughout the State as well as the state and federal projects planned in non-metropolitan areas. The STIP document for the State of Florida includes only the portion of the MPO's TIP that is inclusive of the FDOT Work Program.

Amendments to the TIP require that a matching project description and funding be listed in the STIP for federal project approval. Federally approved projects are also listed in the FDOT Work Program, which requires gubernatorial approval.

### **Federally Funded Projects from Previous Year**

The MPO has published an annual listing of projects for which federal funds have been obligated in the preceding year. The document is available for public review on the MPO's website at [www.planhillsborough.org](http://www.planhillsborough.org), under the TIP Section. Consistent with 23 CFR 450.332(a), this list of projects is made available within 90 days following the end of the fiscal year.

### **Certification**

The Hillsborough County MPO is currently certified. The MPO participates in an annual certification process with FDOT and a quadrennial review that includes FHWA and FTA. The quadrennial review conducted by a FHWA and FTA Federal Review Team last occurred in February 2013. In May 2016, the MPO approved the Annual Joint Certification Statement resulting from the review conducted by FDOT.

### **Congestion Management and Crash Reduction**

A Congestion Management Process (CMP) is a systematic approach for managing congestion that provides accurate, up-to-date information on transportation system performance and recommends alternative strategies that meet state and local needs. In light of funding constraints, environmental impacts, and neighborhood concerns, the strategies are intended to focus on non-capacity projects (e.g. roadway widening).

As the agency responsible for transportation planning in Hillsborough County and its cities, the MPO wanted to address the disproportionate number of severe crashes in Hillsborough County which affect both congestion and quality of life. This concern was addressed by developing a Congestion Management/Crash Mitigation Program (CMCMP). The MPO documents activity in a CMCMP Performance Report. The challenge of moving people and goods safely and efficiently is intensified by the fact that the Tampa Bay Area is the 19th largest metropolis in the U.S. with Hillsborough County at the center with twice-as-much traffic as

any adjacent county. In addition, Hillsborough County's population now exceeds the 1.2 million in 2010 and is expected to grow to nearly 1.8 million by 2040.

The CMCMP goals are supported in the 2040 LRTP which emphasizes a shift to a multi-modal transportation system including the use of technology to manage traffic, rail transit, increased bus service, and bicycling and walking facilities. The first and second priorities of the LRTP are, respectively, to increase safety and to reduce congestion.

### **MPO Priorities**

On November 12, 2014, the MPO adopted the 2040 LRTP. The 2040 LRTP maintains projects included in the 2035 LRTP specifically noting projects which have funding committed through the Right-of-Way acquisition phase. The 2040 LRTP identifies the transportation projects that are planned to be completed during the interim timeframe – 2030 – and by the year 2045. This TIP programs funds within the interim phase of the LRTP. Moreover, the LRTP includes a breakdown of funding for projects in 5-year increments for highlighting anticipated year of expenditure project costs consistent with the requirements of 23 C.F.R. 450.322(f). The following tables list the MPO's priorities for state and federally funded projects consistent with the adopted LRTP.

In developing the annual list of priority projects, shown in Table 1 and Table 2, the MPO Board, along with the advisory committees formally review the TIP priorities prior to their adoption. The first of these two tables highlights the projects that have been funded

through construction. This constitutes the MPO's top priority in that existing project priorities continue to receive funding. The second table identifies priorities for new funding (e.g. the addition of the new fifth year to the TIP).

There is a review period through the State's Efficient Transportation Decision Making (ETDM) process that allows for a review of the potential socio-cultural and environmental impacts of the MPO's list of priority projects prior to those projects being listed for funding in the TIP. This review provides for an early examination of the projects on the priority list allowing for timely and effective decision making and early National Environmental Policy Act (NEPA) reviews and approvals.

Consistent with the 2040 LRTP, the following list of priority projects was submitted to FDOT as the MPO's List of Priority Projects in August 2015.

**Hillsborough MPO List of Priority Projects  
2016/2017 Transportation Improvement Program**

**Table 1: EXISTING PRIORITIES FUNDED FOR CONSTRUCTION**

FPN	L RTP Project Number	Project Limits	Project Description	Project Sponsor	Project Status in 2016/2017 TIP
415489 3	101	US HWY 301 FROM SR 674 TO BALM RD	Widen 2 lanes to 6 lanes divided	County / FDOT	ROW Acquisition Underway; Construction programmed 2016
405492 5	129	BRUCE B DOWNS BLVD FROM BEARSS AVE TO PALM SPRINGS	Widen 4 lanes to 8 lanes divided	County	Under Construction
405492 4	130	BRUCE B DOWNS BLVD FROM PEBBLE CREEK DR TO COUNTY LINE RD	Widen 4 lanes to 6 lanes divided	County	Construction programmed 2016
420625 1	134	CROSS CREEK BLVD FROM CORY LAKE ISLES TO MORRIS BRIDGE RD	Widen 2 Lanes to 4 Lanes Divided	Tampa	Completed
257862 3	124	SAM ALLEN RD FROM SR 39 TO PARK RD	Widen 2 lanes to 4 lanes divided	FDOT	ROW Acquisition Underway; Construction programmed 2018
408459 3	132	I-75 FROM N OF BB DOWNS BLVD TO S OF SR 56	Widen 4 lane to 6 lane freeway	FDOT	Under Construction
410909 2/ 410909 9	Minimize Traffic	I-75 FROM FOWLER AVE TO I-275	ITS Freeway Management	FDOT	Under Construction
408459 2	131	I-75 FROM S OF FOWLER AVE TO N OF BB DOWNS BLVD	Widen 4 lanes to 6 lane freeway	FDOT	Under Construction
258399 2	114	I-275 FROM HIMES AVE TO HILLSBOROUGH RIVER	Widen 6 lanes to 8 lane freeway	FDOT	Completed
258398 5	114	I-275 FROM SR 60 (MEMORIAL HWY) TO HIMES AVE	Widen 6 lanes to 8 lane freeway	FDOT	Under Construction
258398 3	Minimize Traffic	I-275 FROM HIMES AVE TO HILLSBOROUGH RIVER	ITS Freeway Management	FDOT	Completed
255793 1	126	US HWY 301 FROM TAMPA BYPASS CANAL TO FOWLER AVE	Widen 2 lanes to 4 lanes divided	FDOT	Completed
413092 2	Reduce Crashes	BAYSHORE BLVD FROM ROME AVE TO BAY TO BAY BLVD - PHASE II	Re-Stripe for Bike Lane	Tampa	Under Construction
413092 3	Reduce Crashes	BAYSHORE BLVD FROM S HOWARD AV TO GANDY BLVD - PHASE III	Re-Stripe for Bike Lane	Tampa	Construction programmed 2017
413086 1	Real Choices	UPPER TAMPA BAY TRAIL PHASE IV-C	Multi-Use Trail	County	Completed
430175 1		MAINTAIN CURRENT VANPOOLS	Vanpool Vehicles	TBARTA	Program funded in 2017, 18 & 19
408205 2		REGIONAL TRANSPORTATION DEMAND MANAGEMENT	Public Outreach & Education	TBARTA	Program funded in 2019



**Hillsborough MPO List of Priority Projects  
2016/2017 Transportation Improvement Program**

**Table 1: EXISTING PRIORITIES FUNDED FOR CONSTRUCTION**

FPN	L RTP Project Number	Project Limits	Project Description	Project Sponsor	Project Status in 2016/2017 TIP
405525 2	110	SR 60 FROM US HWY 301 TO FALKENBURG RD	Widen 4 lanes to 6 lanes divided	FDOT	Construction programmed 2017
255893 2	122A	SR 574 FROM HIGHVIEW RD TO PARSONS AVE	Widen 2 Lanes to 4 Lanes Divided	FDOT	Completed
255893 3	122B	SR 574 FROM PARSONS AVE TO KINGSWAY	Widen 2 lanes to 4 lanes divided	FDOT	ROW Acquisition Underway; Construction programmed 2016
255893 4	122C	SR 574 FROM KINGSWAY TO MCINTOSH RD	Widen 2 lanes to 4 lanes divided	FDOT	ROW Acquisition Underway; Construction programmed 2018
428214 2	Reduce Crashes	FLETCHER AVE FROM I-275 TO 56TH ST	Pedestrian Enhancement	County	Completed Nebraska Ave to 30th St
422904 4	Preserve System	I-275 HOWARD FRANKLAND BRIDGE EASTBOUND (NB) SPAN	Replacement & Support Transit	FDOT	Design-Build programmed 2017 & 19
410909 6	Minimize Traffic	I-75 FROM MANATEE COUNTY TO BLOOMINGDALE AVE	ITS Freeway Management	FDOT	Completed
257805 5	Real Choices	HILLSBOROUGH RIVER GREENWAY KENNEDY RIVERWALK - MACDILL PARK TO CURTIS HIXON PARK	Multi-Use Trail	Tampa	Completed
257805 6	Real Choices	HILLSBOROUGH RIVER GREENWAY DOYLE CARLTON RIVERWALK - STRAZ CENTER TO WATER WORKS PARK	Multi-Use Trail	Tampa	Under Construction
429077 1	Reduce Crashes	NEBRASKA AVE (or alt rte Fla) from FOWLER AVE to LINNWOOD DR	Re-Stripe for Bike Lane	FDOT	Completed
424507-2	Minimize Traffic	COURTNEY CAMPBELL CSWY FROM PINELLAS COUNTY TO VETERANS EXPY.	ITS	FDOT	Design-Build programmed 2017
406151 1 / 406152 1 / 431275 1	116	VETERANS EXPWY FROM MEMORIAL HWY TO GUNN HWY	Widen to 6 lanes to 8 lane freeway	Florida Turnpike	Under Construction
435141 1	Preserve System	MAINTAIN CURRENT STREETCAR	Capital Maintenance	HART	Design programmed 2017, Construction 2019
432715 1	Reduce Crashes	BOUGAINVILLEA AVE FROM 30TH ST TO 46TH ST	Pedestrian / Bicycle Safety	Tampa	Construction programmed 2016
435908 2 437044 1 437530 1	Reduce Crashes	BUSCH BLVD FROM N DALE MABRY HWY TO FLORIDA AVE	Landscaping, Ped Enhancement, Intersection Impr	Tampa	Construction programmed 2019




**Hillsborough MPO List of Priority Projects  
2016/2017 Transportation Improvement Program**

**Table 1: EXISTING PRIORITIES FUNDED FOR CONSTRUCTION**

FPN	L RTP Project Number	Project Limits	Project Description	Project Sponsor	Project Status in 2016/2017 TIP
432714 1	Real Choices	CYPRESS CORRIDOR FROM U-PATH TO WESTSHORE BLVD	Pedestrian / Bicycle Safety	Tampa	Under Construction
432716 1	Reduce Crashes	PALM AVE FROM N. BLVD TO NEBRASKA AVE	Pedestrian / Bicycle Safety	Tampa	Construction Programmed 2017
432717 1	Reduce Crashes	WILLOW AVE FROM SWANN AVE TO MAIN ST	Pedestrian / Bicycle Safety	Tampa	Construction Programmed 2017
432584 1 432584 2	Reduce Crashes	EAST HILLSBOROUGH AVE FROM NEBRASKA AVE TO 56TH STREET	CMP / Crash Mitigation	MPO	Ped crossing under construction. Resurfacing programmed 2018
429077 2	Reduce Crashes	FOWLER AVENUE FROM NEBRASKA AVE TO BRUCE B DOWNS BLVD	CMP / Crash Mitigation	MPO	Under Construction
424213 3	Minimize Traffic	DOWNTOWN ATMS PROJECT Ph 2 (South of Scott Street, East of Hillsborough River, West of Channelside Drive)	191 Signals	Tampa	Design programmed 2017, Construction 2020
424213 4	Minimize Traffic	KENNEDY/HYDE PARK/DALE MABRY ATMS PROJECT Ph 3 (Incl. Bayshore, Kennedy, Hyde Park)	142 Signals	Tampa	Design programmed 2017, Construction 2020
424213 6	Minimize Traffic	UNIVERSITY AREA/BUSCH BLVD ATMS PROJECT Ph 4 (Includes Busch Blvd and Fowler Ave)	119 Signals	Tampa	Design programmed 2017, Construction 2020
257805 1	Real Choices	TAMPA RIVERWALK - KENNEDY BOULEVARD	Elevator / Stairs	Tampa	Additional funding may be needed to complete project


**Hillsborough MPO List of Priority Projects  
2016/2017 Transportation Improvement Program  
Table 2: CANDIDATES FOR NEW FUNDING**

New projects in green

2015 Priority	FPN	2040 LRTP Project/ Ref	Project Limits	Project Description	Project Sponsor	Project Status / Request for 2017 Priority	Candidate for Funding Type	Status in FY 2017 - 2021 TIP
 <b>Metropolitan Transportation Planning</b> <p align="right"><u>2040 Plan Annual Funding Est. (\$m)</u></p>								
							Federal Metro Funds	0.62
1	259285 1	METROPOLITAN TRANSPORTATION PLANNING		Systems & Corridor Planning	MPO	Ongoing planning need: \$400,000 per year	SU	Currently funded project cut in half, to \$204k/yr for FY17-21
2	438747 1	METROPOLITAN TRANSPORTATION PLANNING		District 7 Travel Behavior Surveys	FDOT	Ongoing survey efforts: \$196,000	SU	Added \$196k FY17; \$392k per yr FY18-21
<p align="right"><u>2040 Plan Annual Funding Est. (\$m)</u></p>								
 <b>Preserve the System</b>							<p align="center"><u>Goals by 2040</u>  Resurface major roads every 14-17 years,  local roads every 20-25 years  Replace buses every 10-12 years  Replace deficient bridges</p>	
							Federal Metro Funds	49.6
							State Highways	
							TRIP	
							Fuel Tax Rev - Local	14.0
							Other Local Rev	
							Transit Funds	6.4
3	414963 2	Preserve System	MAINTAIN CURRENT BUS SERVICE	Bus Replacement	HART Priority #7	\$16.4 million requested for FY21; \$4 million recommended	SU	Added \$4 million in FY21
<p align="right"><u>2040 Plan Annual Funding Est. (\$m)</u></p>								
 <b>Reduce Crashes &amp; Vulnerability</b>							<p align="center"><u>Goals by 2040</u>  Reduce crashes 21-50%, to levels comparable to peer cities  Protect low-lying major roads from flooding, cutting recovery time in half</p>	
							Federal Metro Funds	3.3
							State Highways	11.9
							TRIP	
							Fuel Tax Rev - Local	16.4
							Other Local Rev	4.6
							Transit Funds	
4	437243 1 437244 1 437248 1 437242 1	Reduce Crashes	SAFE ROUTES TO SCHOOL CANDIDATE PROJECTS, HILLSBOROUGH COUNTY	Sidewalks and Intersection Improvements	County Priority	1. Stowers Elem - \$155,000 2. Summerfield Elem - \$164,000 3. Eisenhower Middle - \$227,000 5. Cypress Crk, Shields - \$170,000 6. Nelson Elem - \$83,000 7. Riverview Elem - \$112,000	1-5 are Elig & Feas for TA; all were prioritized by TMA	Added CST in FY 18 for 1. Stowers - \$97,835 2. Summerfield - \$109,275 3. Eisenhower - \$153,385 5. Cypress Crk - \$113,015
5	436639 1	Reduce Crashes	COLUMBUS DRIVE FROM NEBRASKA AVE TO 14TH STREET	Walk/Bike Safety	Tampa	\$99,000 needed for design and \$556,000 for construction	Elig & Feas for TA; prioritized by TMA	Added \$100k for PE in FY18, \$217k for CST in FY20
6	437246 1	Reduce Crashes	46TH STREET FROM BUSCH BLVD TO FOWLER AVE	Walk/Bike Safety	Tampa	\$77,000 needed for design and \$442,000 for construction	Elig & Feas for TA; prioritized by TMA	Added \$78k for PE in FY18, \$228k for CST in FY20
7	437243 1	Reduce Crashes	ROME AVE FROM KENNEDY BLVD TO COLUMBUS DR	Walk/Bike Safety	Tampa	\$213,000 needed for design and \$1,223,000 for construction	Impact on historic district under review; prioritized by TMA	Added \$71k for PE in FY18 & 19, \$532k for CST in FY21

**Hillsborough MPO List of Priority Projects  
2016/2017 Transportation Improvement Program  
Table 2: CANDIDATES FOR NEW FUNDING**

New projects in green

2015 Priority	FPN	2040 LRTP Project/ Ref	Project Limits	Project Description	Project Sponsor	Project Status / Request for 2017 Priority	Candidate for Funding Type	Status in FY 2017 - 2021 TIP	
8	436640 1	Reduce Crashes	FLORIBRASKA AVE FROM FLORIDA AVE TO NEBRASKA AVE	Walk/Bike Safety	Tampa	\$77,000 needed for design and \$441,000 for construction	Elig & Feas for TA; prioritized by TMA		
9		Reduce Crashes	Sidewalk Improvements at Bryan Elem/Tomlin MS, Jackson Elem, Lincoln Elem, & Wilson Elem	Walk/Bike Safety	Plant City	\$1.663M requested	TA Application received, needs typ sec, ROW map		
10		Reduce Crashes	Morris Bridge Rd Bike Lanes/Paved Shoulders, Fowler to Fletcher	Walk/Bike Safety	FDOT (tent.)	Temple Terrace request	TA Application received; Hwy Safety		
11		Reduce Crashes	GREEN SPINE: CASS ST FROM HOWARD TO RIVER, NUCCIO PKWY FROM NEBRASKA TO PALM, 15TH ST FROM PALM TO 21ST	Walk Bike Emphasis Corridor	Tampa Priority #3	\$300,000 requested for PD&E (total cost estimate being updated)	SU		
12	437642 1	Reduce Crashes	SR 39 / S COLLINS STREET FROM Merrick St to E Laura St	Complete Street Enhancements	Plant City Priority #1	\$690,000 requested for streetscaping & lane re-config.	DDR	Added \$700k for CST in FY17	
<u>2040 Plan Annual Funding Est. (\$m)</u>									
 <b>Manage Congestion for Drivers &amp; Shippers</b>							<b>Goals by 2040</b> <b>Traffic flow 17% better on non-freeways with ATMS and 640 intersections improved</b> <b>Traffic flow 10% better on freeways</b> <b>Plus truck quick fixes &amp; RR overpasses</b>		Federal Metro Funds 0.8 State Highways 3.0 TRIP 0.2 Fuel Tax Rev - Local 8.5 Other Local Rev 4.5 Transit Funds
13	438450 1	Minimize Traffic	DALE MABRY HWY FROM SLIGH TO VAN DYKE RD	ATMS - Signalization	County Priority	\$2.8 Million for design and implementation	DDR	Added \$3.6M for CST in FY18	
14	437640 1	Minimize Traffic	US 301 From Falkenberg to Sligh Av	Operational Improvements	FDOT	Port Tampa Bay request	Hwy Safety	Added \$841k for PE in FY17&18, \$1.2M for CST in FY20	
15		Minimize Traffic	US 41 FROM CAUSEWAY BLVD TO I-4	Operational Improvements	FDOT (tent.)	Port Tampa Bay request	Operations		
16		Minimize Traffic	Big Bend Rd @ I-75	Interchange Improvements	FDOT	Funding needed to add EB left turn lane & NB entrance lane	SU, SIS		
17		Minimize Traffic	Gibsonton Dr @ I-75	Interchange Improvements	FDOT	Funding needed to extend SB dual left turn lanes	SU, SIS		
18		Minimize Traffic	Alexander St @ SR 39	Intersection Improvements	Plant City Priority #3	\$2M for construction	SU		
19		Minimize Traffic	Alexander St @ Jim Johnson Rd	Intersection Improvements	Plant City Priority #7	\$2M for construction	SU		
20		Minimize Traffic	S Park Rd @ Coronet Rd	Intersection Improvements	Plant City Priority #8	\$2M for construction	SU		


**Hillsborough MPO List of Priority Projects  
2016/2017 Transportation Improvement Program  
Table 2: CANDIDATES FOR NEW FUNDING**

New projects in green

2015 Priority	FPN	2040 LRTP Project/ Ref	Project Limits	Project Description	Project Sponsor	Project Status / Request for 2017 Priority	Candidate for Funding Type	Status in FY 2017 - 2021 TIP
<u>2040 Plan Annual Funding Est. (\$m)</u>								
			 Real Choices When Not Driving	<b>Goals by 2040</b>			Federal Metro Funds	9.4
				<b>Wide paved trails &amp; sidepaths within walking distance of 1/4 of residents</b> <b>Frequent bus service within walking distance of nearly half of people &amp; jobs</b> <b>Outside bus service area, Sunshine Line services grow with senior population growth</b>			State Highways	
						TRIP	0.2	
						Fuel Tax Rev - Local	12.4	
						Other Local Rev	19.0	
						Transit Funds	71.4	
21		Real Choices	EAST-WEST METRORAPID	New Expanded Transit Service	HART (Priority #1)	\$30 million construction	New Starts, Small Starts	
22	438794 1	Real Choices	PD&E/ Design Phase for an additional MetroRapid Corridor	New Expanded Transit Service	HART Priorities #2-4, 6	1. TIA/ Kennedy Blvd - \$2.5 m 2. Brandon-Downtown - \$2.5 m 3. New Tampa-USF - \$1.5 m 4. Dale Mabry/ MacDill - \$3.5 m 5. Busch Blvd/ Gunn Hwy - \$2.5 m	DDR	Added \$2.5M in FY18 for 1. TIA/Kennedy Blvd
23		Real Choices	UPPER TAMPA BAY TRAIL (UTBT) PHASE IV-A and IV-B	Multi-Use Trail	County	\$2,582,000 to construct A \$1,562,000 to construct B	Prioritized by CCC; Elig & Feas for TA; Alignment TBD	
24		Real Choices	SOUTH TAMPA GWY FROM MAN-HATTAN AVE TO PICNIC ISL. PARK	Multi-Use Trail	Tampa Priority #12	\$50,000 requested for PD&E (\$1,800,000 total cost estimate)	Prioritized by CCC; 2013 TA application needs cost est, ROW doc, typ sec, LAP ltr	
25		Real Choices	TAMPA BYPASS CANAL TRAIL from Harney Rd to Fletcher Ave	Multi-Use Trail	County Priority	\$750,000 requested for PD&E \$378,000 requested for design Total cost \$6.5M	Prioritized by CCC; TA application needs ROW doc, eng cost est	
26		Real Choices	TAMPA BYPASS CANAL TRAIL from Harney Rd to US 301	Multi-Use Trail	Temple Terrace		Prioritized by CCC; TA - need application	
27	436713 1	Real Choices	UTBT CONNECTOR: LUTZ LAKE FERN SIDEWALK	Sidewalk	County	\$84,250 needed for design and construction	Elig & Feas for TA	Added \$13,750 for PE in FY18, \$37,995 for CST in FY20
28		Real Choices	Selmon Greenway Next Phases - SR 60 between 19th St & Channelside Dr, extension to Nuccio Pkwy	Multi-Use Trail	THEA	1) \$329,602 - Trailhead constr 2) \$138,614 - Safety & Sec Signage 3) \$214,338 - Constr Connection to Nuccio Pkwy	TA application received	
29		Real Choices	WEST RIVER GWY - BAYSHORE BLVD TO MLKING RECREATION COMPLEX	Multi-Use Trail	Tampa Priority #11	\$132,000 requested for Design (\$982,000 total cost estimate)	TA 2013 application needs ROW, typ sec, cost est	
30		Real Choices	I-275 GWY EXTENSION FROM WEST OF DALE MABRY TO MACFARLANE PK	Multi-Use Trail	FDOT (tent.)	Feasibility study of pedestrian overpass	Planning	
31		Real Choices	SOUTH COAST GREENWAY (PHASES I and III-VI)	Multi-Use Trail	County	Funding needed for PD&E and Design for Ph III-IV		
32		Real Choices	McIntosh Tract Trail	Off-Road Bicycle Trail	Plant City	\$105,500 for des & const	TA application received, need typ sec	

**Hillsborough MPO List of Priority Projects  
2016/2017 Transportation Improvement Program  
Table 2: CANDIDATES FOR NEW FUNDING**

New projects in green

2015 Priority	FPN	2040 LRTP Project/ Ref	Project Limits	Project Description	Project Sponsor	Project Status / Request for 2017 Priority	Candidate for Funding Type	Status in FY 2017 - 2021 TIP
 <b>Major Investments for Economic Growth</b>								
<b>Tampa Bay Express (TBX) Phase 1 - New express lanes with dynamic pricing</b>								
33	412531-2	1002, 1093	I-275 @ SR 60 INTERCHANGE	Modify Interchange	FDOT	Funding needed for construction	SIS; prioritized by TMA	Add ROW FY17 - 21
	258643 1	1003	I-275 FROM SR 60 TO NORTH BLVD	TBX with Exp. Bus	FDOT	Funding needed for design and construction	SIS; prioritized by TMA	
		n/a**	I-275 FROM 4TH ST TO GANDY BLVD	TBX with Exp. Bus	FDOT	Funding needed for des & constr, + PD&E for Gateway Transit Center	SIS; prioritized by TMA	
	433821 2	1005	I-275 @ I-4 (DOWNTOWN INTERCHANGE)	Modify Interchange	FDOT	Funding needed for design and construction	SIS; prioritized by TMA	Reduce ROW FY17, Add PE FY21
	258643 1		I-275 FROM JEFFERSON/ORANGE ST TO N OF BEARSS AVE	TBX with Exp. Bus	FDOT	Funding needed for des & constr, + PD&E for Fletcher Transit Center	SIS; prioritized by TMA	Add DSB, PE FY21
	431821 2	1006	I-4 FROM I-4/SELMON CONNECTOR TO POLK PKWY	TBX with Exp. Bus	FDOT	Funding needed for design and construction	SIS; prioritized by TMA	Add DSB, PE FY21
	431746 1	1008	I-75 FROM FOWLER AVE TO US 301	TBX with Exp. Bus	FDOT	Funding needed for design and construction	SIS; prioritized by TMA	
	415235 3	1010	I-75 FROM SR 674 TO US 301	TBX with Exp. Bus	FDOT	Funding needed for design and construction	SIS; prioritized by TMA	
34	<b>Westshore Multimodal Center and Connections to Downtown &amp; Airport</b>							
	415348 1	83	WESTSHORE REGIONAL INTERMODAL CENTER	Intermodal Center	FDOT	Funding needed for design & construction	SIS; prioritized by TMA	
		62	CONNECTION TO AIRPORT PEOPLE MOVER	Transit Connection	FDOT/Aviation Auth	No request this year		
	61	MODERN STREETCAR EXTENSION	Transit Connection	Tampa	Funding needed for design to extend to Marion Transit Center	FDOT transit programs; prioritized by TMA		
35	437804 1	60	US 41 RAIL CORRIDOR JOINT USE	Commuter Transit	FDOT	Funding needed for corridor study/PD&E	FDOT transit programs; prioritized by TMA	HART Premium transit study funded \$1.5M FY17 & 18
36	436677 1	Preserve System	Regional Farebox Rev. Collection & Inter-Jurisdictional Mobility	Regional Transit Fare Collection	HART Priority #8	Partially funded; balance of \$8.9M needed	TRIP, TIGER, FDOT transit; prioritized by TMA	\$3.7M funded FY18 & 19
37		n/a**	Duke Energy Trail - North & South Gaps	Multi-Use Trail	Pinellas County	Partially funded; funding needed for design and construction	TIGER; prioritized by TMA	
38		1100	US 41 @ Causeway Blvd	Grade Separated Intersection	FDOT (tent.)	Port Tampa Bay request	Other Arterials, Intermodal	
39	438997 1	1043	US 92 FROM US 301/I-4 TO CR 579 (MANGO RD)	Widen 2 lanes to 4 lanes divided	FDOT	Funding needed for design	Other Arterials	PE added \$1.25M in FY17
40	438998 1	1045	US 92 from Park Rd to Polk County	Widen to 4LD	FDOT; Plant City Priority #4	Funding needed for design	Other Arterials	PE added \$1.8M in FY17
41		E+C map	W Sam Allen Rd from N Alexander St to SR 39	Widen to 4LD	Plant City Priority #2	\$2.464M for Construction	SU	
42	439413 1	9996	Davis Rd Ext from Harney Rd to Maislin Dr	New 2LU Rd	Temple Terrace	\$300,000 for PD&E / Design (\$7.8M total cost)	SU	Partially funded \$1M special appropriation
43		1038, 1040	SAM ALLEN RD FROM PARK TO POLK COUNTY	New 4 Lane roadway	Plant City Priority #6	\$4.5M request for PD&E	SU	

**Hillsborough MPO List of Priority Projects  
2016/2017 Transportation Improvement Program  
Table 2: CANDIDATES FOR NEW FUNDING**

New projects in green

2015 Priority	FPN	2040 LRTP Project/ Ref	Project Limits	Project Description	Project Sponsor	Project Status / Request for 2017 Priority	Candidate for Funding Type	Status in FY 2017 - 2021 TIP
44		Minimize Traffic	US 41 @ SR 60	Grade Separated Intersection	FDOT (tent.)	Port Tampa Bay request	Other Arterials	
45		Minimize Traffic	US 41 @ CSX 'A' LINE TO CSX 'S' LINE	Grade Separated Intersection	FDOT (tent.)	Port Tampa Bay request	Other Arterials	
46*		Need beyond 2040	Rice Rd from Coronet Rd to Polk Co	New 2LU Rd	Plant City Priority #5	\$3.757M requested for PD&E	SU	

\* Project not listed in the Cost-Affordable Long Range Transportation Plan  
 \*\* Project in neighboring counting, reflected as a Transportation Management Area priority  
 Denotes new project

### Project Listings for Fiscal Years 16/17 – 20/21

Projects listed in Section 1 - FDOT Projects include funding for the MPO’s priority projects. Thus, the adopted FDOT Work Program for FY 2016/17 – FY 2020/21 is consistent, to the maximum extent feasible, with the priorities identified by the MPO. Moreover, Table 3 illustrates that sufficient federal, state and local revenues are reasonably expected to be made available to fund the projects identified in the TIP. Appendix C includes a list and description of funding codes used for each project.

The TIP must include an estimate of a project’s total cost for all phases of a project. In an effort to address this requirement, the FDOT has provided guidance in two categories: projects on the SIS and project not on the SIS. This distinction was made since FDOT manages both a 5-year and 10-year work program for the SIS projects while only managing a 5-year program for non-SIS projects. In both situations, historic funding levels have been maintained.

All projects included in the TIP have been notated if they are on the SIS. In the project listing, projects funded through the State Work Program are flagged with a “\*SIS\*” or “\*NON-SIS\*”, as can be seen in the following graphics.

Costs listed in the TIP for SIS projects are grouped as historic costs (prior to FY 2017), current five years (FY 2017 – 2021) and future five years (after FY 2021) beyond the current TIP. Cost estimates of NON-SIS projects beyond the 5-year horizon and SIS project

costs beyond the 10-year horizon can be found in the MPO’s Long Range Transportation Plan.

Description: PETER O'KNIGHT AIRPORT *NON-SIS							
Extra Description: REHABILITATE MAINTENANCE FACILITY				Type of Work: AVIATION REVENUE/OPERATIONAL			
Beginning Point: 0				Project Length: 0			
Ending Point: 0				Lanes Existing /Improved/Added: 0 / 0 / 0			
<2015	2015	2016	2017	2018	2019	>2019	All Years
CY NOT AVAILABLE							
\$0	\$0	\$0	\$0	\$0	\$60,000	\$0	\$60,000
\$0	\$0	\$0	\$0	\$0	\$240,000	\$0	\$240,000
\$0	\$0	\$0	\$0	\$0	\$300,000	\$0	\$300,000
\$0	\$0	\$0	\$0	\$0	\$300,000	\$0	\$300,000
\$0	\$0	\$0	\$0	\$0	\$300,000	\$0	\$300,000

Description: TAMPA INTERNATIONAL AIRPORT GATEWAY CENTER *SIS							
Extra Description: AUTOMATED PEOPLE MOVER FROM RENTAL CAR FACILI				Type of Work: AVIATION CAPACITY PROJECT			
Beginning Point: 0				Project Length: 0			
Ending Point: 0				Lanes Existing /Improved/Added: 0 / 0 / 0			
<2015	2015	2016	2017	2018	2019	>2019	All Years
CY NOT AVAILABLE							
\$0	\$18,700,000	\$80,300,000	\$55,000,000	\$20,000,000	\$20,000,000	\$0	\$194,000,000
\$0	\$2,402,978	\$0	\$0	\$0	\$0	\$0	\$2,402,978
\$0	\$16,297,022	\$80,300,000	\$55,000,000	\$20,000,000	\$20,000,000	\$0	\$191,597,022
\$0	\$37,400,000	\$160,600,000	\$110,000,000	\$40,000,000	\$40,000,000	\$0	\$388,000,000
\$0	\$37,400,000	\$160,600,000	\$110,000,000	\$40,000,000	\$40,000,000	\$0	\$388,000,000
\$0	\$37,400,000	\$160,600,000	\$110,000,000	\$40,000,000	\$40,000,000	\$0	\$388,000,000

### L RTP Project References

Costs beyond the current 5-year and future 5-year window are included in the L RTP. The projects listed in the TIP that are part of the L RTP are cross-referenced through the use of a unique project number. Other projects that result from specific programs like maintenance or resurfacing (System Preservation) may have a page number or policy number referenced.

The L RTP reference provides the information necessary to locate the full project costs and/or additional details regarding the project in the L RTP. Unique project numbers are located in Chapters 3 and 5 of the 2040 L RTP. Projects in the L RTP can be found on the MPO’s website at

<http://www.planhillsborough.org/2040-lrtp/>.



(this page left blank)

**Table 3 - Summary of Federal, State, Local Revenues and Fiscal Constraints**

Fund	Fund Name	<2017	2017	2018	2019	2020	2021	>2021	Total - All Years	FundingSource
<b>Federal Funds</b>										
ACBR	ADVANCE CONSTRUCTION (BRT)	97,680	1,864,454	0	5,374,238	0	0	0	7,336,372	Federal
ACBZ	ADVANCE CONSTRUCTION (BRTZ)	1,000	0	0	652,341	0	0	0	653,341	Federal
ACNP	ADVANCE CONSTRUCTION NHPP	9,619,779	2,751,400	13,052,304	9,257,000	3,896,216	170,083,207	556,407,060	765,066,966	Federal
ACSA	ADVANCE CONSTRUCTION (SA)	1,678,367	0	0	0	0	0	0	1,678,367	Federal
ACSB	ADVANCE CONSTRUCTION (SABR)	36,119	0	0	0	0	0	0	36,119	Federal
ACSU	ADVANCE CONSTRUCTION (SU)	1,135,306	0	0	0	0	0	0	1,135,306	Federal
BU	DB, URBAN AREAS > 200K	93,656	0	0	0	0	0	0	93,656	Federal
CM	CONGESTION MITIGATION - AQ	0	0	1,676,511	0	0	0	0	1,676,511	Federal
DU	STATE PRIMARY/FEDERAL REIMB	5,591,815	470,415	739,370	311,523	320,869	329,907	0	7,763,899	Federal
EB	EQUITY BONUS	324,000	0	0	0	0	0	0	324,000	Federal
FAA	FEDERAL AVIATION ADMIN	0	7,698,300	3,069,600	2,673,000	1,276,500	318,100	0	15,035,500	Federal
FEDfund	TOTAL OUTSIDE YEARS	503,375,172	0	0	0	0	0	0	503,375,172	Federal
FTA	FEDERAL TRANSIT ADMINISTRATION	112,189,922	16,528,240	16,528,240	16,528,240	0	0	0	161,774,642	Federal
HSP	SAFETY (HIWAY SAFETY PROGRAM)	199,120	1,335,719	5,922,688	1,076,000	2,133,293	0	0	10,666,820	Federal
IM	INTERSTATE MAINTENANCE	73,343,937	0	0	0	0	0	0	73,343,937	Federal
IMAC	IM (AC/REGULAR)	2,276,077	0	0	0	0	0	0	2,276,077	Federal
NH	PRINCIPAL ARTERIALS	153,612,023	0	0	0	0	0	0	153,612,023	Federal
NHAC	NH (AC/REGULAR)	14,689,644	0	0	0	0	0	0	14,689,644	Federal
NHPP	IM, BRDG REPL, NATNL HWY-MAP21	25,321,619	0	0	0	0	0	0	25,321,619	Federal
NHRE	NAT HWY PERFORM - RESURFACING	0	0	2,434,174	1,650,902	0	0	0	4,085,076	Federal
PL	METRO PLAN (85% FA; 15% OTHER)	14,624,879	1,045,361	1,045,361	1,045,361	1,045,361	1,045,361	0	19,851,684	Federal
PLAC	METRO PLAN (AC/REGULAR)	845,196	0	0	0	0	0	0	845,196	Federal
RHP	RAIL HIGHWAY X-INGS - PROT DEV	0	176,189	0	0	0	0	0	176,189	Federal
SA	STP, ANY AREA	1,381,499	426,282	9,757,709	1,635,400	10,305,540	0	0	23,506,430	Federal
SABR	STP, BRIDGES	458,932	0	0	0	0	0	0	458,932	Federal
SU	STP, URBAN AREAS > 200K	27,362,761	14,233,399	29,426,819	8,650,006	29,945,243	4,400,000	0	114,018,228	Federal
TALT	TRANSPORTATION ALTS- ANY AREA	186	2,654,050	34,657	0	0	0	0	2,688,893	Federal
TALU	TRANSPORTATION ALTS- >200K	85,009	76,140	631,603	70,263	482,925	532,005	0	1,877,945	Federal
Unfederal	UNFUNDED	0	0	0	0	1,536,812	0	18,456,215	19,993,027	Federal
FEdear	TOTAL OUTSIDE YEARS	2,000,000	0	0	0	0	0	0	2,000,000	Federal Earmark
FTAT	FHWA TRANSFER TO FTA (NON-BUD)	11,000,000	0	0	0	0	0	0	11,000,000	Federal Earmark
<b>Federal Sub-Total</b>		<b>\$961,343,698</b>	<b>\$49,259,949</b>	<b>\$84,319,036</b>	<b>\$48,924,274</b>	<b>\$50,942,759</b>	<b>\$176,708,580</b>	<b>\$574,863,275</b>	<b>\$1,946,361,571</b>	
<b>State and Local Funds</b>										
LF	LOCAL FUNDS	167,970,710	79,051,718	41,119,566	50,125,838	23,293,530	50,762,687	0	412,324,049	Local
LFP	LOCAL FUNDS FOR PARTICIPATING	0	0	2,376,952	3,477,691	4,861,815	5,000,000	0	15,716,458	Local
LocalFund	TOTAL OUTSIDE YEARS	14,895,611	0	0	0	0	0	0	14,895,611	Local
BNDS	BOND - STATE	1,190,546	0	0	0	0	0	0	1,190,546	R/W and Bridge Bonds
BNIR	INTRASTATE R/W & BRIDGE BONDS	47,211,117	32,979,040	0	33,333,333	0	45,981,000	0	159,504,490	R/W and Bridge Bonds
Bonds	TOTAL OUTSIDE YEARS	75,603,389	0	0	0	0	0	0	75,603,389	R/W and Bridge Bonds
SIB1	STATE INFRASTRUCTURE BANK	0	15,000,000	0	0	0	0	0	15,000,000	SIB
BRRP	STATE BRIDGE REPAIR & REHAB	175,000	650,000	8,542,527	834,453	0	0	0	10,201,980	State 100%
CIGP	COUNTY INCENTIVE GRANT PROGRAM	0	0	2,376,952	3,477,691	4,861,815	5,000,000	0	15,716,458	State 100%
D	UNRESTRICTED STATE PRIMARY	179,593,421	12,739,827	13,330,535	13,604,569	13,378,173	13,915,787	0	246,562,312	State 100%
DDR	DISTRICT DEDICATED REVENUE	90,573,393	61,513,123	70,704,311	12,987,993	12,027,258	87,869,647	500,000	336,175,725	State 100%

**Table 3 - Summary of Federal, State, Local Revenues and Fiscal Constraints**

Fund	Fund Name	<2017	2017	2018	2019	2020	2021	>2021	Total - All Years	FundingSource
DEM	ENVIRONMENTAL MITIGATION	0	4,412,500	0	0	0	0	0	4,412,500	State 100%
DEMW	ENVIRONMEN MITIGATION-WETLAND	227	0	0	0	0	0	0	227	State 100%
DI	ST. - S/W INTER/INTRASTATE HWY	22,043,110	2,003,000	85,000,000	0	0	62,992,892	0	172,039,002	State 100%
DIH	STATE IN-HOUSE PRODUCT SUPPORT	3,951,543	1,169,127	1,841,200	1,363,845	269,009	120,000	393,950	9,108,674	State 100%
DIS	STRATEGIC INTERMODAL SYSTEM	2,402,978	5,000,000	0	0	0	0	0	7,402,978	State 100%
DITS	STATEWIDE ITS - STATE 100%.	639,479	6,401,895	5,779,669	5,654,976	0	0	0	18,476,019	State 100%
DPTO	STATE - PTO	29,445,088	9,948,686	7,391,351	6,429,023	6,245,480	8,768,910	0	68,228,538	State 100%
DRA	REST AREAS - STATE 100%	0	228,000	1,493,301	13,390,586	0	0	0	15,111,887	State 100%
DS	STATE PRIMARY HIGHWAYS & PTO	33,976,677	4,408,434	8,179,670	2,764,816	450,000	300,000	0	50,079,597	State 100%
DWS	WEIGH STATIONS - STATE 100%	0	613,511	0	0	0	0	0	613,511	State 100%
FCO	PRIMARY/FIXED CAPITAL OUTLAY	0	393,500	3,435,432	0	0	0	0	3,828,932	State 100%
GMR	GROWTH MANAGEMENT FOR SIS	99,612,281	56,650,000	25,000,000	30,000,000	0	28,000,000	0	239,262,281	State 100%
PKED	2012 SB1998-TURNPIKE FEEDER RD	0	0	0	0	25,000,000	25,000,000	0	50,000,000	State 100%
PORT	SEAPORTS	4,200,000	2,100,000	0	0	0	0	0	6,300,000	State 100%
SED	STATE ECONOMIC DEVELOPMENT	0	1,000,000	0	0	0	0	0	1,000,000	State 100%
SIWR	2015 SB2514A-STRATEGIC INT SYS	0	0	0	0	0	10,000,000	1,817,076	11,817,076	State 100%
SPN	PROCEED FROM SPONSOR AGREEMEN	0	192,752	297,373	305,633	0	0	0	795,758	State 100%
State	TOTAL OUTSIDE YEARS	293,812,928	0	0	0	0	0	0	293,812,928	State 100%
STED	2012 SB1998-STRATEGIC ECON COR	0	0	0	0	0	126,623,984	159,357,857	285,981,841	State 100%
TRIP	TRANS REGIONAL INCENTIVE PROGM	0	0	192,965	0	0	0	0	192,965	State 100%
TRWR	2015 SB2514A-TRAN REG INCT PRG	0	0	430,628	1,000,000	0	0	0	1,430,628	State 100%
Unstate	UNFUNDED	0	0	0	0	0	4,364,663	19,292,145	23,656,808	State 100%
DSB1	SKYWAY	0	0	52,425,883	0	0	0	0	52,425,883	Toll/Turnpike
PKM1	TURNPIKE TOLL MAINTENANCE	1,836,813	1,193,165	1,193,165	1,197,780	1,207,780	1,233,902	5,709,510	13,572,115	Toll/Turnpike
PKYI	TURNPIKE IMPROVEMENT	0	11,541,167	275,624	229,878	0	3,000	0	12,049,669	Toll/Turnpike
PKYO	TURNPIKE TOLL COLLECTION/OPER.	211,374	0	0	0	0	0	0	211,374	Toll/Turnpike
PKYR	TURNPIKE RENEWAL & REPLACEMENT	165,909	39,967	89,967	89,967	86,340	86,340	431,700	990,190	Toll/Turnpike
TM06	TAMPA-HILLSBOROUGH EXPR. AUTH.	2,516,091	10,000	10,000	10,000	10,000	10,000	0	2,566,091	Toll/Turnpike
TO06	TAMPA-HILLSBOROUGH EXPR. AUTH.	68,942,004	5,095,653	5,382,523	5,470,435	5,470,000	5,470,000	16,410,000	112,240,615	Toll/Turnpike
TollTurn	TOTAL OUTSIDE YEARS	253,711,944	0	0	0	0	0	2,231,508	255,943,452	Toll/Turnpike
<b>State and Local Sub-Total</b>		<b>\$1,394,681,633</b>	<b>\$314,335,065</b>	<b>\$336,869,594</b>	<b>\$185,748,507</b>	<b>\$97,161,200</b>	<b>\$481,502,812</b>	<b>\$206,143,746</b>	<b>\$3,016,442,557</b>	

<b>Total Funding</b>	<b>\$2,356,025,331</b>	<b>\$363,595,014</b>	<b>\$421,188,630</b>	<b>\$234,672,781</b>	<b>\$148,103,959</b>	<b>\$658,211,392</b>	<b>\$781,007,021</b>	<b>\$4,962,804,128</b>
----------------------	------------------------	----------------------	----------------------	----------------------	----------------------	----------------------	----------------------	------------------------

	2017	2018	2019	2020	2021	Total
<b>Grand Total Revenue</b>	<b>\$363,595,014</b>	<b>\$421,188,630</b>	<b>\$234,672,781</b>	<b>\$148,103,959</b>	<b>\$658,211,392</b>	<b>\$1,825,771,776</b>
<b>Grand Total Costs (FDOT Projects)</b>	<b>\$363,595,014</b>	<b>\$421,188,630</b>	<b>\$234,672,781</b>	<b>\$148,103,959</b>	<b>\$658,211,392</b>	<b>\$1,825,771,776</b>

## **Section 1 - FDOT Projects**

**FDOT  
5 Year TIP  
Hillsborough County, District 7**

**HIGHWAYS**

Item Number: **437541 1**      Description: BRIDGE PAINTING HILLSBOROUGH COUNTY VARIOUS LOCATION      L RTP: System preservation, p. 161  
 Related Project: 4375411      Extra Description: #100500, 100940  
 Project Length: 0.193      \*NON-SIS\*  
 Type of Work BRIDGE - PAINTING

Fund	<2017	2017	2018	2019	2020	2021	>2021	All Years
<b>PRELIMINARY ENGINEERING - MANAGED BY FDOT</b>								
DIH	\$0	\$1,000	\$0	\$0	\$0	\$0	\$0	\$1,000
BRRP	\$0	\$0	\$50,000	\$0	\$0	\$0	\$0	\$50,000
<b>Totals:</b>	<b>\$0</b>	<b>\$1,000</b>	<b>\$50,000</b>	<b>\$0</b>	<b>\$0</b>	<b>\$0</b>	<b>\$0</b>	<b>\$51,000</b>
<b>CONSTRUCTION - MANAGED BY FDOT</b>								
BRRP	\$0	\$0	\$0	\$834,453	\$0	\$0	\$0	\$834,453
DIH	\$0	\$0	\$0	\$17,859	\$0	\$0	\$0	\$17,859
<b>Totals:</b>	<b>\$0</b>	<b>\$0</b>	<b>\$0</b>	<b>\$852,312</b>	<b>\$0</b>	<b>\$0</b>	<b>\$0</b>	<b>\$852,312</b>
<b>Item 437541 1 Totals:</b>	<b>\$0</b>	<b>\$1,000</b>	<b>\$50,000</b>	<b>\$852,312</b>	<b>\$0</b>	<b>\$0</b>	<b>\$0</b>	<b>\$903,312</b>

Item Number: **424213 3**      Description: CITY OF TAMPA DOWNTOWN TAMPA ATMS 191 SIGNALS - PHASE 2      L RTP: Minimize congestion, p. 163  
 Related Project: 4242131      Extra Description: UPGRADE LEGACY TRAFFIC SIGNAL SYSTEMS AT 93 INTERSECTIONS  
 Project Length: 0      \*NON-SIS\*  
 Type of Work ATMS - ARTERIAL TRAFFIC MGMT

Fund	<2017	2017	2018	2019	2020	2021	>2021	All Years
<b>PRELIMINARY ENGINEERING - MANAGED BY FDOT</b>								
SA	\$1,000	\$0	\$0	\$0	\$0	\$0	\$0	\$1,000
SU	\$0	\$1,075,000	\$0	\$0	\$0	\$0	\$0	\$1,075,000
<b>Totals:</b>	<b>\$1,000</b>	<b>\$1,075,000</b>	<b>\$0</b>	<b>\$0</b>	<b>\$0</b>	<b>\$0</b>	<b>\$0</b>	<b>\$1,076,000</b>
<b>CONSTRUCTION - MANAGED BY FDOT</b>								
SU	\$0	\$0	\$0	\$0	\$7,266,822	\$0	\$0	\$7,266,822
SA	\$0	\$0	\$0	\$0	\$6,143,847	\$0	\$0	\$6,143,847
<b>Totals:</b>	<b>\$0</b>	<b>\$0</b>	<b>\$0</b>	<b>\$0</b>	<b>\$13,410,669</b>	<b>\$0</b>	<b>\$0</b>	<b>\$13,410,669</b>
<b>Item 424213 3 Totals:</b>	<b>\$1,000</b>	<b>\$1,075,000</b>	<b>\$0</b>	<b>\$0</b>	<b>\$13,410,669</b>	<b>\$0</b>	<b>\$0</b>	<b>\$14,486,669</b>

Item Number: **424213 4** Description: CITY OF TAMPA KENNEDY/HYDE PARK/DALE MABRY ATMS 142 SIGNALS- PHASE 3 L RTP: **Minimize congestion, p. 163**  
 Related Project: 4242131 Extra Description: UPGRADE LEGACY TRAFFIC SIGNAL SYSTEMS AT 44 INTERSECTIONS  
 Project Length: 0 \*NON-SIS\*  
 Type of Work ATMS - ARTERIAL TRAFFIC MGMT

Fund	<2017	2017	2018	2019	2020	2021	>2021	All Years
<b>PRELIMINARY ENGINEERING - MANAGED BY FDOT</b>								
SA	\$1,000	\$0	\$0	\$0	\$0	\$0	\$0	\$1,000
SU	\$0	\$1,243,999	\$0	\$0	\$0	\$0	\$0	\$1,243,999
<b>Totals:</b>	<b>\$1,000</b>	<b>\$1,243,999</b>	<b>\$0</b>	<b>\$0</b>	<b>\$0</b>	<b>\$0</b>	<b>\$0</b>	<b>\$1,244,999</b>
<b>CONSTRUCTION - MANAGED BY FDOT</b>								
SA	\$0	\$0	\$0	\$0	\$4,161,693	\$0	\$0	\$4,161,693
SU	\$0	\$0	\$0	\$0	\$7,945,784	\$0	\$0	\$7,945,784
<b>Totals:</b>	<b>\$0</b>	<b>\$0</b>	<b>\$0</b>	<b>\$0</b>	<b>\$12,107,477</b>	<b>\$0</b>	<b>\$0</b>	<b>\$12,107,477</b>
<b>Item 424213 4 Totals:</b>	<b>\$1,000</b>	<b>\$1,243,999</b>	<b>\$0</b>	<b>\$0</b>	<b>\$12,107,477</b>	<b>\$0</b>	<b>\$0</b>	<b>\$13,352,476</b>

Item Number: **424213 6** Description: CITY OF TAMPA USF AREA/BUSCH BLVD ATMS 119 SIGNALS - PHASE 4 L RTP: **Minimize congestion, p. 163**  
 Related Project: 4242131 Extra Description: UPGRADE LEGACY TRAFFIC SIGNAL SYSTEMS AT 40 INTERSECTIONS  
 Project Length: 0 \*NON-SIS\*  
 Type of Work ATMS - ARTERIAL TRAFFIC MGMT

Fund	<2017	2017	2018	2019	2020	2021	>2021	All Years
<b>PRELIMINARY ENGINEERING - MANAGED BY FDOT</b>								
SA	\$1,000	\$0	\$0	\$0	\$0	\$0	\$0	\$1,000
SU	\$0	\$1,134,000	\$0	\$0	\$0	\$0	\$0	\$1,134,000
<b>Totals:</b>	<b>\$1,000</b>	<b>\$1,134,000</b>	<b>\$0</b>	<b>\$0</b>	<b>\$0</b>	<b>\$0</b>	<b>\$0</b>	<b>\$1,135,000</b>
<b>CONSTRUCTION - MANAGED BY FDOT</b>								
SU	\$0	\$0	\$0	\$0	\$10,332,637	\$0	\$0	\$10,332,637
<b>Totals:</b>	<b>\$0</b>	<b>\$0</b>	<b>\$0</b>	<b>\$0</b>	<b>\$10,332,637</b>	<b>\$0</b>	<b>\$0</b>	<b>\$10,332,637</b>
<b>Item 424213 6 Totals:</b>	<b>\$1,000</b>	<b>\$1,134,000</b>	<b>\$0</b>	<b>\$0</b>	<b>\$10,332,637</b>	<b>\$0</b>	<b>\$0</b>	<b>\$11,467,637</b>

Item Number: **412531 2** Description: I-275 (SR 93) I-275/SR 60 INTERCHANGE L RTP: **1093**  
 Related Project: 2583981 Extra Description: TBX ADV RW FOR SEGMENT 4  
 Project Length: 0.263 \*SIS\*  
 Type of Work INTERCHANGE - ADD LANES

Fund	<2017	2017	2018	2019	2020	2021	>2021	All Years
<b>PRELIMINARY ENGINEERING - MANAGED BY FDOT</b>								
DDR	\$3,803	\$0	\$0	\$0	\$0	\$0	\$0	\$3,803
DS	\$62,297	\$0	\$0	\$0	\$0	\$0	\$0	\$62,297
<b>Totals:</b>	<b>\$66,100</b>	<b>\$0</b>	<b>\$0</b>	<b>\$0</b>	<b>\$0</b>	<b>\$0</b>	<b>\$0</b>	<b>\$66,100</b>
<b>RIGHT OF WAY - MANAGED BY FDOT</b>								
DIH	\$99,199	\$0	\$0	\$0	\$0	\$0	\$0	\$99,199
DI	\$15,533,296	\$2,003,000	\$85,000,000	\$0	\$0	\$0	\$0	\$102,536,296
BNIR	\$18,655,516	\$32,979,040	\$0	\$33,333,333	\$0	\$0	\$0	\$84,967,889
DDR	\$593,608	\$1,234,997	\$579,188	\$1,715,374	\$2,032,976	\$2,164,547	\$0	\$8,320,690
DS	\$100,000	\$0	\$4,858,725	\$500,000	\$450,000	\$300,000	\$0	\$6,208,725
PKED	\$0	\$0	\$0	\$0	\$25,000,000	\$25,000,000	\$0	\$50,000,000
DSB1	\$0	\$0	\$51,333,333	\$0	\$0	\$0	\$0	\$51,333,333
<b>Totals:</b>	<b>\$34,981,619</b>	<b>\$36,217,037</b>	<b>\$141,771,246</b>	<b>\$35,548,707</b>	<b>\$27,482,976</b>	<b>\$27,464,547</b>	<b>\$0</b>	<b>\$303,466,132</b>
<b>Item 412531 2 Totals:</b>	<b>\$35,047,719</b>	<b>\$36,217,037</b>	<b>\$141,771,246</b>	<b>\$35,548,707</b>	<b>\$27,482,976</b>	<b>\$27,464,547</b>	<b>\$0</b>	<b>\$303,532,232</b>

Item Number: **438258 1** Description: I-275/SR60/I4 EXPRESS LANES - TAMPA BAY EXPRESS RESERVE BOX FOR DAF L RTP: **Figure 3-30**  
 Related Project: 4382581 Extra Description:  
 Project Length: 0 \*NON-SIS\*  
 Type of Work FUNDING ACTION

Fund	<2017	2017	2018	2019	2020	2021	>2021	All Years
<b>CONSTRUCTION - MANAGED BY FDOT</b>								
DDR	\$0	\$0	\$0	\$0	\$0	\$78,642,048	\$0	\$78,642,048
<b>Totals:</b>	<b>\$0</b>	<b>\$0</b>	<b>\$0</b>	<b>\$0</b>	<b>\$0</b>	<b>\$78,642,048</b>	<b>\$0</b>	<b>\$78,642,048</b>
<b>Item 438258 1 Totals:</b>	<b>\$0</b>	<b>\$0</b>	<b>\$0</b>	<b>\$0</b>	<b>\$0</b>	<b>\$78,642,048</b>	<b>\$0</b>	<b>\$78,642,048</b>

<b>Item Number:</b> 437789 1	<b>Description:</b> I-75 (SR 93) AND I-4(SR 400)HILLSBOROUGH COUNTY VARIOUS LOCATIONS	<b>L RTP:</b> System Preservation, p. 161
<b>Related Project:</b> 4377891	<b>Extra Description:</b> REPLACE HIGH MAST LIGHTING	
<b>Project Length:</b> 7.242		<b>*SIS*</b>
<b>Type of Work</b> LIGHTING		

Fund	<2017	2017	2018	2019	2020	2021	>2021	All Years
<b>PRELIMINARY ENGINEERING - MANAGED BY FDOT</b>								
DIH	\$1,500	\$0	\$0	\$0	\$0	\$0	\$0	\$1,500
DDR	\$0	\$300,000	\$0	\$0	\$0	\$0	\$0	\$300,000
<b>Totals:</b>	<b>\$1,500</b>	<b>\$300,000</b>	<b>\$0</b>	<b>\$0</b>	<b>\$0</b>	<b>\$0</b>	<b>\$0</b>	<b>\$301,500</b>
<b>Item 437789 1 Totals:</b>	<b>\$1,500</b>	<b>\$300,000</b>	<b>\$0</b>	<b>\$0</b>	<b>\$0</b>	<b>\$0</b>	<b>\$0</b>	<b>\$301,500</b>

<b>Item Number:</b> 438710 1	<b>Description:</b> I-75 LANDSCAPE IN HILLSBOROUGH COUNTY	<b>L RTP:</b> Policy 5.1D
<b>Related Project:</b> 4387101	<b>Extra Description:</b>	
<b>Project Length:</b> 39.854		<b>*SIS*</b>
<b>Type of Work</b> LANDSCAPING		

Fund	<2017	2017	2018	2019	2020	2021	>2021	All Years
<b>PRELIMINARY ENGINEERING - MANAGED BY FDOT</b>								
DS	\$300,000	\$0	\$0	\$0	\$0	\$0	\$0	\$300,000
DIH	\$1,000	\$0	\$0	\$0	\$0	\$0	\$0	\$1,000
<b>Totals:</b>	<b>\$301,000</b>	<b>\$0</b>	<b>\$0</b>	<b>\$0</b>	<b>\$0</b>	<b>\$0</b>	<b>\$0</b>	<b>\$301,000</b>
<b>CONSTRUCTION - MANAGED BY FDOT</b>								
DDR	\$0	\$2,045,126	\$0	\$0	\$0	\$0	\$0	\$2,045,126
DIH	\$0	\$232,122	\$0	\$0	\$0	\$0	\$0	\$232,122
<b>Totals:</b>	<b>\$0</b>	<b>\$2,277,248</b>	<b>\$0</b>	<b>\$0</b>	<b>\$0</b>	<b>\$0</b>	<b>\$0</b>	<b>\$2,277,248</b>
<b>Item 438710 1 Totals:</b>	<b>\$301,000</b>	<b>\$2,277,248</b>	<b>\$0</b>	<b>\$0</b>	<b>\$0</b>	<b>\$0</b>	<b>\$0</b>	<b>\$2,578,248</b>



<u>Item Number:</u> <b>430705 1</b>	<u>Description:</u> I-75(SR93A) OVER CR574/CSX RR BR # 100435 AND 100436	<u>L RTP:</u> <b>System Preservation, p. 161</b>
<u>Related Project:</u> 4307051	<u>Extra Description:</u> FULL DECK REPLACEMENT OF THE EXISTING DECK PANEL BRIDGE	
<u>Project Length:</u> 0.071		<b>*SIS*</b>
<u>Type of Work</u> BRIDGE-REPAIR/REHABILITATION		

Fund	<2017	2017	2018	2019	2020	2021	>2021	All Years
<b>PRELIMINARY ENGINEERING - MANAGED BY FDOT</b>								
BRRP	\$0	\$300,000	\$0	\$0	\$0	\$0	\$0	\$300,000
DIH	\$0	\$1,000	\$0	\$0	\$0	\$0	\$0	\$1,000
<b>Totals:</b>	<b>\$0</b>	<b>\$301,000</b>	<b>\$0</b>	<b>\$0</b>	<b>\$0</b>	<b>\$0</b>	<b>\$0</b>	<b>\$301,000</b>
<b>CONSTRUCTION - MANAGED BY FDOT</b>								
BRRP	\$0	\$0	\$3,878,474	\$0	\$0	\$0	\$0	\$3,878,474
DIH	\$0	\$0	\$92,432	\$0	\$0	\$0	\$0	\$92,432
<b>Totals:</b>	<b>\$0</b>	<b>\$0</b>	<b>\$3,970,906</b>	<b>\$0</b>	<b>\$0</b>	<b>\$0</b>	<b>\$0</b>	<b>\$3,970,906</b>
<b>ENVIRONMENTAL - MANAGED BY FDOT</b>								
BRRP	\$150,000	\$0	\$0	\$0	\$0	\$0	\$0	\$150,000
<b>Totals:</b>	<b>\$150,000</b>	<b>\$0</b>	<b>\$0</b>	<b>\$0</b>	<b>\$0</b>	<b>\$0</b>	<b>\$0</b>	<b>\$150,000</b>
<b>RAILROAD &amp; UTILITIES - MANAGED BY FDOT</b>								
BRRP	\$0	\$20,000	\$75,000	\$0	\$0	\$0	\$0	\$95,000
<b>Totals:</b>	<b>\$0</b>	<b>\$20,000</b>	<b>\$75,000</b>	<b>\$0</b>	<b>\$0</b>	<b>\$0</b>	<b>\$0</b>	<b>\$95,000</b>
<b>Item 430705 1 Totals:</b>	<b>\$150,000</b>	<b>\$321,000</b>	<b>\$4,045,906</b>	<b>\$0</b>	<b>\$0</b>	<b>\$0</b>	<b>\$0</b>	<b>\$4,516,906</b>

<u>Item Number:</u> <b>434825 2</b>	<u>Description:</u> SR 60 HOPEWELL VIRTUAL WEIGH STATION SCREENING SITES	<u>L RTP:</u> <b>Minimize congestion, p.163</b>
<u>Related Project:</u> 4348251	<u>Extra Description:</u>	
<u>Project Length:</u> 4.4		<b>*SIS*</b>
<u>Type of Work</u> MCO WEIGH STATION STATIC/WI		

Fund	<2017	2017	2018	2019	2020	2021	>2021	All Years
<b>CONSTRUCTION - MANAGED BY FDOT</b>								
DWS	\$0	\$613,511	\$0	\$0	\$0	\$0	\$0	\$613,511
<b>Totals:</b>	<b>\$0</b>	<b>\$613,511</b>	<b>\$0</b>	<b>\$0</b>	<b>\$0</b>	<b>\$0</b>	<b>\$0</b>	<b>\$613,511</b>
<b>Item 434825 2 Totals:</b>	<b>\$0</b>	<b>\$613,511</b>	<b>\$0</b>	<b>\$0</b>	<b>\$0</b>	<b>\$0</b>	<b>\$0</b>	<b>\$613,511</b>

Item Number: **435895 1** Description: SR 60/ADAMO DR OVER TAMPA BYPASS CANAL BR# 100080 AND #100081 L RTP: **System preservation, p. 161**  
 Related Project: 4358951 Extra Description: FULL DECK REPLACEMENT  
 Project Length: 0.126 \*NON-SIS\*  
 Type of Work BRIDGE-REPAIR/REHABILITATION

Fund	<2017	2017	2018	2019	2020	2021	>2021	All Years
<b>PRELIMINARY ENGINEERING - MANAGED BY FDOT</b>								
BRRP	\$0	\$300,000	\$0	\$0	\$0	\$0	\$0	\$300,000
DIH	\$1,000	\$0	\$0	\$0	\$0	\$0	\$0	\$1,000
<b>Totals:</b>	<b>\$1,000</b>	<b>\$300,000</b>	<b>\$0</b>	<b>\$0</b>	<b>\$0</b>	<b>\$0</b>	<b>\$0</b>	<b>\$301,000</b>
<b>CONSTRUCTION - MANAGED BY FDOT</b>								
DIH	\$0	\$0	\$122,844	\$0	\$0	\$0	\$0	\$122,844
BRRP	\$0	\$0	\$4,381,437	\$0	\$0	\$0	\$0	\$4,381,437
<b>Totals:</b>	<b>\$0</b>	<b>\$0</b>	<b>\$4,504,281</b>	<b>\$0</b>	<b>\$0</b>	<b>\$0</b>	<b>\$0</b>	<b>\$4,504,281</b>
<b>Item 435895 1 Totals:</b>	<b>\$1,000</b>	<b>\$300,000</b>	<b>\$4,504,281</b>	<b>\$0</b>	<b>\$0</b>	<b>\$0</b>	<b>\$0</b>	<b>\$4,805,281</b>

Item Number: **437247 1** Description: SUMMERFIELD ELEM SCH - HERITAGE GRN PKWY TO E OF HERITAGE GRN PKWY L RTP: **Crash reduction, p. 164**  
 Related Project: 4372471 Extra Description: CONSTRUCT 5'SIDEWALK  
 Project Length: 0.151 \*NON-SIS\*  
 Type of Work BIKE LANE/SIDEWALK

Fund	<2017	2017	2018	2019	2020	2021	>2021	All Years
<b>PRELIMINARY ENGINEERING - MANAGED BY HILLSBOROUGH CO BOARD OF COUNTY</b>								
TALU	\$19,888	\$0	\$0	\$0	\$0	\$0	\$0	\$19,888
<b>Totals:</b>	<b>\$19,888</b>	<b>\$0</b>	<b>\$0</b>	<b>\$0</b>	<b>\$0</b>	<b>\$0</b>	<b>\$0</b>	<b>\$19,888</b>
<b>CONSTRUCTION - MANAGED BY HILLSBOROUGH CO BOARD OF COUNTY</b>								
TALU	\$0	\$0	\$109,275	\$0	\$0	\$0	\$0	\$109,275
<b>Totals:</b>	<b>\$0</b>	<b>\$0</b>	<b>\$109,275</b>	<b>\$0</b>	<b>\$0</b>	<b>\$0</b>	<b>\$0</b>	<b>\$109,275</b>
<b>Item 437247 1 Totals:</b>	<b>\$19,888</b>	<b>\$0</b>	<b>\$109,275</b>	<b>\$0</b>	<b>\$0</b>	<b>\$0</b>	<b>\$0</b>	<b>\$129,163</b>

<u>Item Number:</u> <b>000106 1</b>	<u>Description:</u> TOLL OPERATIONS TAMPA CROSSTOWN	<u>LRTP:</u> <b>Objective 6.2</b>
<u>Related Project:</u> 0001061	<u>Extra Description:</u>	
<u>Project Length:</u> 13.955		<b>*SIS*</b>
<u>Type of Work</u> TOLL PLAZA		

Fund	<2017	2017	2018	2019	2020	2021	>2021	All Years
<b>OPERATIONS - Managed by TAMPA HILLSBOROUGH EXPRESSWAY AUTHORITY</b>								
TO06	\$5,244,120	\$0	\$0	\$0	\$0	\$0	\$0	\$5,244,120
TO06	\$63,697,884	\$5,095,653	\$5,382,523	\$5,470,435	\$5,470,000	\$5,470,000	\$16,410,000	\$106,996,495
PKYO	\$211,374	\$0	\$0	\$0	\$0	\$0	\$0	\$211,374
<b>Totals:</b>	<b>\$69,153,378</b>	<b>\$5,095,653</b>	<b>\$5,382,523</b>	<b>\$5,470,435</b>	<b>\$5,470,000</b>	<b>\$5,470,000</b>	<b>\$16,410,000</b>	<b>\$112,451,989</b>
<b>Item 000106 1 Totals:</b>	<b>\$69,153,378</b>	<b>\$5,095,653</b>	<b>\$5,382,523</b>	<b>\$5,470,435</b>	<b>\$5,470,000</b>	<b>\$5,470,000</b>	<b>\$16,410,000</b>	<b>\$112,451,989</b>

<u>Item Number:</u> <b>405920 4</b>	<u>Description:</u> TRAFFIC SIGNAL MAINTENANCE AND OPERATION FOR LOCAL GOVERNMENT	<u>LRTP:</u> <b>Minimize congestion, p. 163</b>
<u>Related Project:</u> 4059201	<u>Extra Description:</u>	
<u>Project Length:</u> 0.001		<b>*NON-SIS*</b>
<u>Type of Work</u> TRAFFIC SIGNALS		

Fund	<2017	2017	2018	2019	2020	2021	>2021	All Years
<b>OPERATIONS - Managed by MULTIPLE AGENCIES</b>								
DDR	\$9,696,210	\$6,358	\$0	\$0	\$0	\$0	\$0	\$9,702,568
DITS	\$639,479	\$2,308,273	\$0	\$0	\$0	\$0	\$0	\$2,947,752
<b>Totals:</b>	<b>\$10,335,689</b>	<b>\$2,314,631</b>	<b>\$0</b>	<b>\$0</b>	<b>\$0</b>	<b>\$0</b>	<b>\$0</b>	<b>\$12,650,320</b>
<b>Item 405920 4 Totals:</b>	<b>\$10,335,689</b>	<b>\$2,314,631</b>	<b>\$0</b>	<b>\$0</b>	<b>\$0</b>	<b>\$0</b>	<b>\$0</b>	<b>\$12,650,320</b>

<u>Item Number:</u> <b>435897 1</b>	<u>Description:</u> US 41 (SR 685) OVER HILLSBOROUGH RIVER BR #100069	<u>L RTP:</u> <b>System preservation, p. 161</b>
<u>Related Project:</u> 4358971	<u>Extra Description:</u> SUBSTRUCTURE REPAIR INCL REPLACING EXISTING BROKEN PILE JACKET, CATHODIC PROTECTION ON FOOT COLUMN, CRACK AND SPALL REPAIR ON ABUTMENT	
<u>Project Length:</u> 0.03		*NON-SIS*
<u>Type of Work</u> BRIDGE-REPAIR/REHABILITATION		

Fund	<2017	2017	2018	2019	2020	2021	>2021	All Years
<b>PRELIMINARY ENGINEERING - MANAGED BY FDOT</b>								
BRRP	\$0	\$30,000	\$0	\$0	\$0	\$0	\$0	\$30,000
DIH	\$1,000	\$0	\$0	\$0	\$0	\$0	\$0	\$1,000
<b>Totals:</b>	<b>\$1,000</b>	<b>\$30,000</b>	<b>\$0</b>	<b>\$0</b>	<b>\$0</b>	<b>\$0</b>	<b>\$0</b>	<b>\$31,000</b>
<b>CONSTRUCTION - MANAGED BY FDOT</b>								
BRRP	\$0	\$0	\$157,616	\$0	\$0	\$0	\$0	\$157,616
DIH	\$0	\$0	\$3,857	\$0	\$0	\$0	\$0	\$3,857
<b>Totals:</b>	<b>\$0</b>	<b>\$0</b>	<b>\$161,473</b>	<b>\$0</b>	<b>\$0</b>	<b>\$0</b>	<b>\$0</b>	<b>\$161,473</b>
<b>ENVIRONMENTAL - MANAGED BY FDOT</b>								
BRRP	\$25,000	\$0	\$0	\$0	\$0	\$0	\$0	\$25,000
<b>Totals:</b>	<b>\$25,000</b>	<b>\$0</b>	<b>\$0</b>	<b>\$0</b>	<b>\$0</b>	<b>\$0</b>	<b>\$0</b>	<b>\$25,000</b>
<b>Item 435897 1 Totals:</b>	<b>\$26,000</b>	<b>\$30,000</b>	<b>\$161,473</b>	<b>\$0</b>	<b>\$0</b>	<b>\$0</b>	<b>\$0</b>	<b>\$217,473</b>

<u>Item Number:</u> <b>437041 1</b>	<u>Description:</u> WESTSHORE BOULEVARD AND GANDY BOULEVARD	<u>L RTP:</u> <b>Minimize congestion, p. 163</b>
<u>Related Project:</u> 4370411	<u>Extra Description:</u> PROVIDE LEFT TURN LANES ON ALL 4 APPROACHES TO INTERSECTION	
<u>Project Length:</u> 1.385		*NON-SIS*
<u>Type of Work</u> INTERSECTION IMPROVEMENT		

Fund	<2017	2017	2018	2019	2020	2021	>2021	All Years
<b>CONSTRUCTION - Managed by HILLSBOROUGH COUNTY</b>								
CIGP	\$0	\$0	\$0	\$0	\$1,361,815	\$0	\$0	\$1,361,815
LFP	\$0	\$0	\$0	\$0	\$1,361,815	\$0	\$0	\$1,361,815
<b>Totals:</b>	<b>\$0</b>	<b>\$0</b>	<b>\$0</b>	<b>\$0</b>	<b>\$2,723,630</b>	<b>\$0</b>	<b>\$0</b>	<b>\$2,723,630</b>
<b>Item 437041 1 Totals:</b>	<b>\$0</b>	<b>\$0</b>	<b>\$0</b>	<b>\$0</b>	<b>\$2,723,630</b>	<b>\$0</b>	<b>\$0</b>	<b>\$2,723,630</b>

<u>Item Number:</u> <b>437648 1</b>	<u>Description:</u> 34TH ST N FROM COLUMBUS DR TO US 92/E HILLSBOROUGH AVE	<u>LRTP:</u> <b>Crash reduction, p. 164</b>
<u>Related Project:</u> 4376481	<u>Extra Description:</u> 4 TO 2 LANES, ADD BIKE LANES, AND ROUNDABOUTS	
<u>Project Length:</u> 2.027		*NON-SIS*
<u>Type of Work</u> TRAFFIC OPS IMPROVEMENT		

Fund	<2017	2017	2018	2019	2020	2021	>2021	All Years
<b>CONSTRUCTION - MANAGED BY CITY OF TAMPA</b>								
LF	\$0	\$0	\$0	\$759,700	\$0	\$0	\$0	\$759,700
HSP	\$0	\$0	\$0	\$1,076,000	\$0	\$0	\$0	\$1,076,000
<b>Totals:</b>	<b>\$0</b>	<b>\$0</b>	<b>\$0</b>	<b>\$1,835,700</b>	<b>\$0</b>	<b>\$0</b>	<b>\$0</b>	<b>\$1,835,700</b>
<b>Item 437648 1 Totals:</b>	<b>\$0</b>	<b>\$0</b>	<b>\$0</b>	<b>\$1,835,700</b>	<b>\$0</b>	<b>\$0</b>	<b>\$0</b>	<b>\$1,835,700</b>

<u>Item Number:</u> <b>437246 1</b>	<u>Description:</u> 46TH STREET FROM SR 580 (BUSCH BLVD) TO SR 582 (FOWLER AVE)	<u>LRTP:</u> <b>Crash reduction, p. 164</b>
<u>Related Project:</u> 4372461	<u>Extra Description:</u> INSTALL LANE MARKINGS AND SHARED USE PATH	
<u>Project Length:</u> 1.507		*NON-SIS*
<u>Type of Work</u> BIKE LANE/SIDEWALK		

Fund	<2017	2017	2018	2019	2020	2021	>2021	All Years
<b>PRELIMINARY ENGINEERING - MANAGED BY CITY OF TAMPA</b>								
TALU	\$0	\$0	\$57,093	\$0	\$0	\$0	\$0	\$57,093
TALT	\$0	\$0	\$20,907	\$0	\$0	\$0	\$0	\$20,907
<b>Totals:</b>	<b>\$0</b>	<b>\$0</b>	<b>\$78,000</b>	<b>\$0</b>	<b>\$0</b>	<b>\$0</b>	<b>\$0</b>	<b>\$78,000</b>
<b>CONSTRUCTION - MANAGED BY CITY OF TAMPA</b>								
TALU	\$0	\$0	\$0	\$0	\$227,745	\$0	\$0	\$227,745
<b>Totals:</b>	<b>\$0</b>	<b>\$0</b>	<b>\$0</b>	<b>\$0</b>	<b>\$227,745</b>	<b>\$0</b>	<b>\$0</b>	<b>\$227,745</b>
<b>Item 437246 1 Totals:</b>	<b>\$0</b>	<b>\$0</b>	<b>\$78,000</b>	<b>\$0</b>	<b>\$227,745</b>	<b>\$0</b>	<b>\$0</b>	<b>\$305,745</b>

<b>Item Number:</b> 438752 1	<b>Description:</b> APOLLO BEACH EXTENSION FROM US 41 TO PASEO AL MAR BOULEVARD	<b>LRTP:</b> 1094
<b>Related Project:</b> 4387521	<b>Extra Description:</b>	
<b>Project Length:</b> 0		*NON-SIS*
<b>Type of Work:</b> NEW ROAD CONSTRUCTION		

Fund	<2017	2017	2018	2019	2020	2021	>2021	All Years
<b>CONSTRUCTION - Managed by HILLSBOROUGH COUNTY</b>								
CIGP	\$0	\$0	\$0	\$0	\$0	\$5,000,000	\$0	\$5,000,000
LFP	\$0	\$0	\$0	\$0	\$0	\$5,000,000	\$0	\$5,000,000
<b>Totals:</b>	<b>\$0</b>	<b>\$0</b>	<b>\$0</b>	<b>\$0</b>	<b>\$0</b>	<b>\$10,000,000</b>	<b>\$0</b>	<b>\$10,000,000</b>
<b>Item 438752 1 Totals:</b>	<b>\$0</b>	<b>\$0</b>	<b>\$0</b>	<b>\$0</b>	<b>\$0</b>	<b>\$10,000,000</b>	<b>\$0</b>	<b>\$10,000,000</b>

<b>Item Number:</b> 437044 1	<b>Description:</b> ARMENIA AVENUE AT BUSCH BOULEVARD	<b>LRTP:</b> Minimize congestion, p. 163
<b>Related Project:</b> 4370441	<b>Extra Description:</b> INTERSECTION IMPROVEMENTS	
<b>Project Length:</b> 1.59		*NON-SIS*
<b>Type of Work:</b> ADD TURN LANE(S)		

Fund	<2017	2017	2018	2019	2020	2021	>2021	All Years
<b>CONSTRUCTION - Managed by HILLSBOROUGH COUNTY</b>								
CIGP	\$0	\$0	\$0	\$977,691	\$0	\$0	\$0	\$977,691
LFP	\$0	\$0	\$0	\$977,691	\$0	\$0	\$0	\$977,691
LF	\$0	\$0	\$0	\$442,542	\$0	\$0	\$0	\$442,542
<b>Totals:</b>	<b>\$0</b>	<b>\$0</b>	<b>\$0</b>	<b>\$2,397,924</b>	<b>\$0</b>	<b>\$0</b>	<b>\$0</b>	<b>\$2,397,924</b>
<b>Item 437044 1 Totals:</b>	<b>\$0</b>	<b>\$0</b>	<b>\$0</b>	<b>\$2,397,924</b>	<b>\$0</b>	<b>\$0</b>	<b>\$0</b>	<b>\$2,397,924</b>

<b>Item Number:</b> 413092 3	<b>Description:</b> BAYSHORE BLVD FROM GANDY BLVD TO S HOWARD AVE	<b>L RTP:</b> Crash reduction, p. 164
<b>Related Project:</b> 4130921	<b>Extra Description:</b> CONSTRUCT A SB BICYCLE LANE	
<b>Project Length:</b> 2.455		*NON-SIS*
<b>Type of Work</b> BIKE PATH/TRAIL		

Fund	<2017	2017	2018	2019	2020	2021	>2021	All Years
<b>CONSTRUCTION - MANAGED BY CITY OF TAMPA</b>								
LF	\$0	\$77,910	\$0	\$0	\$0	\$0	\$0	\$77,910
TALT	\$0	\$2,114,190	\$0	\$0	\$0	\$0	\$0	\$2,114,190
SA	\$0	\$13,647	\$0	\$0	\$0	\$0	\$0	\$13,647
<b>Totals:</b>	<b>\$0</b>	<b>\$2,205,747</b>	<b>\$0</b>	<b>\$0</b>	<b>\$0</b>	<b>\$0</b>	<b>\$0</b>	<b>\$2,205,747</b>
<b>CONSTRUCTION - MANAGED BY FDOT</b>								
TALT	\$0	\$165,400	\$0	\$0	\$0	\$0	\$0	\$165,400
<b>Totals:</b>	<b>\$0</b>	<b>\$165,400</b>	<b>\$0</b>	<b>\$0</b>	<b>\$0</b>	<b>\$0</b>	<b>\$0</b>	<b>\$165,400</b>
<b>Item 413092 3 Totals:</b>	<b>\$0</b>	<b>\$2,371,147</b>	<b>\$0</b>	<b>\$0</b>	<b>\$0</b>	<b>\$0</b>	<b>\$0</b>	<b>\$2,371,147</b>

<b>Item Number:</b> 430502 2	<b>Description:</b> BIG BEND RD FROM E OF DICKMAN ROAD TO W OF WYANDOTTE ROAD	<b>L RTP:</b> System Preservation, p. 161
<b>Related Project:</b> 4305021	<b>Extra Description:</b> BRIDGE #100270	
<b>Project Length:</b> 0.043		*NON-SIS*
<b>Type of Work</b> BRIDGE REPLACEMENT		

Fund	<2017	2017	2018	2019	2020	2021	>2021	All Years
<b>PRELIMINARY ENGINEERING - MANAGED BY FDOT</b>								
LF	\$0	\$412,000	\$0	\$0	\$0	\$0	\$0	\$412,000
ACBZ	\$1,000	\$0	\$0	\$0	\$0	\$0	\$0	\$1,000
<b>Totals:</b>	<b>\$1,000</b>	<b>\$412,000</b>	<b>\$0</b>	<b>\$0</b>	<b>\$0</b>	<b>\$0</b>	<b>\$0</b>	<b>\$413,000</b>
<b>CONSTRUCTION - MANAGED BY FDOT</b>								
ACBZ	\$0	\$0	\$0	\$652,341	\$0	\$0	\$0	\$652,341
LF	\$0	\$0	\$0	\$211,518	\$0	\$0	\$0	\$211,518
<b>Totals:</b>	<b>\$0</b>	<b>\$0</b>	<b>\$0</b>	<b>\$863,859</b>	<b>\$0</b>	<b>\$0</b>	<b>\$0</b>	<b>\$863,859</b>
<b>Item 430502 2 Totals:</b>	<b>\$1,000</b>	<b>\$412,000</b>	<b>\$0</b>	<b>\$863,859</b>	<b>\$0</b>	<b>\$0</b>	<b>\$0</b>	<b>\$1,276,859</b>

Item Number: <b>257862 3</b>	Description: CR 580/SAM ALLEN RD FM W OF SR39/BUCHMAN HWY TO E OF PARK RD	L RTP: <b>124</b>
Related Project: 2578621	Extra Description: 2 TO 4 LANES	
Project Length: 2.018		*NON-SIS*
Type of Work: ADD LANES & RECONSTRUCT		

Fund	<2017	2017	2018	2019	2020	2021	>2021	All Years
<b>PRELIMINARY ENGINEERING - MANAGED BY FDOT</b>								
SA	\$258,578	\$0	\$0	\$0	\$0	\$0	\$0	\$258,578
SU	\$2,344,735	\$0	\$0	\$0	\$0	\$0	\$0	\$2,344,735
DDR	\$510,265	\$0	\$0	\$0	\$0	\$0	\$0	\$510,265
<b>Totals:</b>	<b>\$3,113,578</b>	<b>\$0</b>	<b>\$0</b>	<b>\$0</b>	<b>\$0</b>	<b>\$0</b>	<b>\$0</b>	<b>\$3,113,578</b>
<b>RIGHT OF WAY - MANAGED BY FDOT</b>								
SU	\$1,434,000	\$1,694,000	\$0	\$0	\$0	\$0	\$0	\$3,128,000
SA	\$0	\$1,000	\$0	\$0	\$0	\$0	\$0	\$1,000
<b>Totals:</b>	<b>\$1,434,000</b>	<b>\$1,695,000</b>	<b>\$0</b>	<b>\$0</b>	<b>\$0</b>	<b>\$0</b>	<b>\$0</b>	<b>\$3,129,000</b>
<b>CONSTRUCTION - MANAGED BY FDOT</b>								
CM	\$0	\$0	\$1,676,511	\$0	\$0	\$0	\$0	\$1,676,511
SA	\$1,000	\$0	\$0	\$0	\$0	\$0	\$0	\$1,000
SU	\$0	\$0	\$2,034,486	\$0	\$0	\$0	\$0	\$2,034,486
SA	\$0	\$0	\$1,839,120	\$0	\$0	\$0	\$0	\$1,839,120
SU	\$0	\$0	\$18,042,333	\$0	\$0	\$0	\$0	\$18,042,333
<b>Totals:</b>	<b>\$1,000</b>	<b>\$0</b>	<b>\$23,592,450</b>	<b>\$0</b>	<b>\$0</b>	<b>\$0</b>	<b>\$0</b>	<b>\$23,593,450</b>
<b>ENVIRONMENTAL - MANAGED BY FDOT</b>								
DDR	\$50,740	\$0	\$0	\$0	\$0	\$0	\$0	\$50,740
ACSU	\$43,156	\$0	\$0	\$0	\$0	\$0	\$0	\$43,156
ACSA	\$268,853	\$0	\$0	\$0	\$0	\$0	\$0	\$268,853
<b>Totals:</b>	<b>\$362,749</b>	<b>\$0</b>	<b>\$0</b>	<b>\$0</b>	<b>\$0</b>	<b>\$0</b>	<b>\$0</b>	<b>\$362,749</b>
<b>RAILROAD &amp; UTILITIES - MANAGED BY FDOT</b>								
LF	\$272,931	\$0	\$0	\$0	\$0	\$0	\$0	\$272,931
SU	\$0	\$0	\$1,000,000	\$0	\$0	\$0	\$0	\$1,000,000
EB	\$30,000	\$0	\$0	\$0	\$0	\$0	\$0	\$30,000
ACSA	\$240,975	\$0	\$0	\$0	\$0	\$0	\$0	\$240,975
<b>Totals:</b>	<b>\$543,906</b>	<b>\$0</b>	<b>\$1,000,000</b>	<b>\$0</b>	<b>\$0</b>	<b>\$0</b>	<b>\$0</b>	<b>\$1,543,906</b>
<b>Item 257862 3 Totals:</b>	<b>\$5,455,233</b>	<b>\$1,695,000</b>	<b>\$24,592,450</b>	<b>\$0</b>	<b>\$0</b>	<b>\$0</b>	<b>\$0</b>	<b>\$31,742,683</b>



<u>Item Number:</u> <b>434317 1</b>	<u>Description:</u> CR582(KNIGHTS GRIFF) FM ITCHEPACKESASSA CK TO BR # 100265	<u>LRTP:</u> <b>System preservation, p. 161</b>
<u>Related Project:</u> 4343171	<u>Extra Description:</u> BRIDGE IN-KIND REPLACEMENT ON CR582/KNIGHTS GRIFFIN RD FROM ITCHEPACKESASSA CREEK TO E OF CHARLIE TAYLOR ROAD	
<u>Project Length:</u> 0.334		*NON-SIS*
<u>Type of Work</u> BRIDGE REPLACEMENT		

Fund	<2017	2017	2018	2019	2020	2021	>2021	All Years
<b>PRELIMINARY ENGINEERING - MANAGED BY FDOT</b>								
ACBR	\$97,680	\$0	\$0	\$0	\$0	\$0	\$0	\$97,680
ACSB	\$36,119	\$0	\$0	\$0	\$0	\$0	\$0	\$36,119
SABR	\$458,932	\$0	\$0	\$0	\$0	\$0	\$0	\$458,932
<b>Totals:</b>	<b>\$592,731</b>	<b>\$0</b>	<b>\$0</b>	<b>\$0</b>	<b>\$0</b>	<b>\$0</b>	<b>\$0</b>	<b>\$592,731</b>
<b>CONSTRUCTION - MANAGED BY FDOT</b>								
ACBR	\$0	\$1,864,454	\$0	\$0	\$0	\$0	\$0	\$1,864,454
<b>Totals:</b>	<b>\$0</b>	<b>\$1,864,454</b>	<b>\$0</b>	<b>\$0</b>	<b>\$0</b>	<b>\$0</b>	<b>\$0</b>	<b>\$1,864,454</b>
<b>ENVIRONMENTAL - MANAGED BY FDOT</b>								
ACSA	\$22,288	\$0	\$0	\$0	\$0	\$0	\$0	\$22,288
<b>Totals:</b>	<b>\$22,288</b>	<b>\$0</b>	<b>\$0</b>	<b>\$0</b>	<b>\$0</b>	<b>\$0</b>	<b>\$0</b>	<b>\$22,288</b>
<b>Item 434317 1 Totals:</b>	<b>\$615,019</b>	<b>\$1,864,454</b>	<b>\$0</b>	<b>\$0</b>	<b>\$0</b>	<b>\$0</b>	<b>\$0</b>	<b>\$2,479,473</b>

<u>Item Number:</u> <b>437242 1</b>	<u>Description:</u> CYPRESS CREEK ELEM FROM W OF SALIDA DEL SOL DR TO BETH SHIELDS WY	<u>LRTP:</u> <b>Crash reduction, p. 164</b>
<u>Related Project:</u> 4372421	<u>Extra Description:</u> CONSTRUCT 5' SIDEWALK	
<u>Project Length:</u> 0.497		*NON-SIS*
<u>Type of Work</u> SIDEWALK		

Fund	<2017	2017	2018	2019	2020	2021	>2021	All Years
<b>PRELIMINARY ENGINEERING - MANAGED BY HILLSBOROUGH CO BOARD OF COUNTY</b>								
TALU	\$19,030	\$0	\$0	\$0	\$0	\$0	\$0	\$19,030
<b>Totals:</b>	<b>\$19,030</b>	<b>\$0</b>	<b>\$0</b>	<b>\$0</b>	<b>\$0</b>	<b>\$0</b>	<b>\$0</b>	<b>\$19,030</b>
<b>CONSTRUCTION - MANAGED BY HILLSBOROUGH CO BOARD OF COUNTY</b>								
TALU	\$0	\$0	\$113,015	\$0	\$0	\$0	\$0	\$113,015
<b>Totals:</b>	<b>\$0</b>	<b>\$0</b>	<b>\$113,015</b>	<b>\$0</b>	<b>\$0</b>	<b>\$0</b>	<b>\$0</b>	<b>\$113,015</b>
<b>Item 437242 1 Totals:</b>	<b>\$19,030</b>	<b>\$0</b>	<b>\$113,015</b>	<b>\$0</b>	<b>\$0</b>	<b>\$0</b>	<b>\$0</b>	<b>\$132,045</b>

Item Number: **438450 1** Description: DALE MABRY HWY ATMS FROM W SLIGH AVE TO VAN DYKE RD L RTP: **Minimize congestion, p. 163**  
 Related Project: 4384501 Extra Description:  
 Project Length: 8.127 \*NON-SIS\*  
 Type of Work ATMS - ARTERIAL TRAFFIC MGMT

Fund	<2017	2017	2018	2019	2020	2021	>2021	All Years
<b>DESIGN BUILD - MANAGED BY FDOT</b>								
DIH	\$0	\$0	\$304,275	\$0	\$0	\$0	\$0	\$304,275
DDR	\$0	\$0	\$3,264,300	\$0	\$0	\$0	\$0	\$3,264,300
<b>Totals:</b>	<b>\$0</b>	<b>\$0</b>	<b>\$3,568,575</b>	<b>\$0</b>	<b>\$0</b>	<b>\$0</b>	<b>\$0</b>	<b>\$3,568,575</b>
<b>Item 438450 1 Totals:</b>	<b>\$0</b>	<b>\$0</b>	<b>\$3,568,575</b>	<b>\$0</b>	<b>\$0</b>	<b>\$0</b>	<b>\$0</b>	<b>\$3,568,575</b>

Item Number: **439413 1** Description: DAVIS ROAD EXTENSION FROM HARNEY RD TO MAISLIN DR - TEMPLE TERRACE L RTP: **9996**  
 Related Project: Extra Description:  
 Project Length: \*NON-SIS\*  
 Type of Work NEW ROAD CONSTRUCTION

Fund	<2017	2017	2018	2019	2020	2021	>2021	All Years
<b>PRELIMINARY ENGINEERING - MANAGED BY FDOT</b>								
SED	\$0	\$1,000,000	\$0	\$0	\$0	\$0	\$0	\$1,000,000
<b>Totals:</b>	<b>\$0</b>	<b>\$1,000,000</b>	<b>\$0</b>	<b>\$0</b>	<b>\$0</b>	<b>\$0</b>	<b>\$0</b>	<b>\$1,000,000</b>
<b>Item 439413 1 Totals:</b>	<b>\$0</b>	<b>\$1,000,000</b>	<b>\$0</b>	<b>\$0</b>	<b>\$0</b>	<b>\$0</b>	<b>\$0</b>	<b>\$1,000,000</b>

Item Number: **436639 1** Description: E COLUMBUS DR FROM N NEBRASKA AVE (SR45) TO 14TH ST L RTP: **Crash reduction, p. 163**  
 Related Project: 4366391 Extra Description: RECONFIG EXISTING 2 LANE UNDIVIDED ROADWAY  
 Project Length: 0.43 \*NON-SIS\*  
 Type of Work BIKE LANE/SIDEWALK

Fund	<2017	2017	2018	2019	2020	2021	>2021	All Years
<b>PRELIMINARY ENGINEERING - MANAGED BY CITY OF TAMPA</b>								
TALU	\$0	\$0	\$100,000	\$0	\$0	\$0	\$0	\$100,000
<b>Totals:</b>	<b>\$0</b>	<b>\$0</b>	<b>\$100,000</b>	<b>\$0</b>	<b>\$0</b>	<b>\$0</b>	<b>\$0</b>	<b>\$100,000</b>
<b>CONSTRUCTION - MANAGED BY CITY OF TAMPA</b>								
TALU	\$0	\$0	\$0	\$0	\$217,185	\$0	\$0	\$217,185
<b>Totals:</b>	<b>\$0</b>	<b>\$0</b>	<b>\$0</b>	<b>\$0</b>	<b>\$217,185</b>	<b>\$0</b>	<b>\$0</b>	<b>\$217,185</b>
<b>Item 436639 1 Totals:</b>	<b>\$0</b>	<b>\$0</b>	<b>\$100,000</b>	<b>\$0</b>	<b>\$217,185</b>	<b>\$0</b>	<b>\$0</b>	<b>\$317,185</b>

<u>Item Number:</u> <b>437647 1</b>	<u>Description:</u> HIMES AVE FROM SR 60/KENNEDY BLVD TO COLUMBUS DR	<u>L RTP:</u> <b>Crash reduction, p. 164</b>
<u>Related Project:</u> 4376471	<u>Extra Description:</u> ADD, EXTEND, WIDEN TRAFFIC SEPARATOR FOR BIKE LANES	
<u>Project Length:</u> 1.511		*NON-SIS*
<u>Type of Work</u> TRAFFIC OPS IMPROVEMENT		

Fund	<2017	2017	2018	2019	2020	2021	>2021	All Years
<b>PRELIMINARY ENGINEERING - MANAGED BY FDOT</b>								
HSP	\$199,120	\$0	\$0	\$0	\$0	\$0	\$0	\$199,120
<b>Totals:</b>	<b>\$199,120</b>	<b>\$0</b>	<b>\$0</b>	<b>\$0</b>	<b>\$0</b>	<b>\$0</b>	<b>\$0</b>	<b>\$199,120</b>
<b>CONSTRUCTION - MANAGED BY CITY OF TAMPA</b>								
HSP	\$0	\$0	\$958,288	\$0	\$0	\$0	\$0	\$958,288
<b>Totals:</b>	<b>\$0</b>	<b>\$0</b>	<b>\$958,288</b>	<b>\$0</b>	<b>\$0</b>	<b>\$0</b>	<b>\$0</b>	<b>\$958,288</b>
<b>Item 437647 1 Totals:</b>	<b>\$199,120</b>	<b>\$0</b>	<b>\$958,288</b>	<b>\$0</b>	<b>\$0</b>	<b>\$0</b>	<b>\$0</b>	<b>\$1,157,408</b>

<u>Item Number:</u> <b>434045 2</b>	<u>Description:</u> I-275 FROM S OF LOIS AVE TO HILLSBOROUGH RIVER BRG	<u>L RTP:</u> <b>1003</b>
<u>Related Project:</u> 2583981	<u>Extra Description:</u> 6 TO 8 LANES/8 TO 10 LANES. TBX SEGMENT 5	
<u>Project Length:</u> 2.625		*SIS*
<u>Type of Work</u> ADD LANES & REHABILITATE PVMN		

Fund	<2017	2017	2018	2019	2020	2021	>2021	All Years
<b>PRELIMINARY ENGINEERING - MANAGED BY FDOT</b>								
ACNP	\$0	\$0	\$0	\$0	\$100,000	\$0	\$992,645	\$1,092,645
<b>Totals:</b>	<b>\$0</b>	<b>\$0</b>	<b>\$0</b>	<b>\$0</b>	<b>\$100,000</b>	<b>\$0</b>	<b>\$992,645</b>	<b>\$1,092,645</b>
<b>DESIGN BUILD - MANAGED BY FDOT</b>								
ACNP	\$0	\$0	\$0	\$0	\$0	\$0	\$9,831,838	\$9,831,838
STED	\$0	\$0	\$0	\$0	\$0	\$0	\$83,630,611	\$83,630,611
<b>Totals:</b>	<b>\$0</b>	<b>\$0</b>	<b>\$0</b>	<b>\$0</b>	<b>\$0</b>	<b>\$0</b>	<b>\$93,462,449</b>	<b>\$93,462,449</b>
<b>Item 434045 2 Totals:</b>	<b>\$0</b>	<b>\$0</b>	<b>\$0</b>	<b>\$0</b>	<b>\$100,000</b>	<b>\$0</b>	<b>\$94,455,094</b>	<b>\$94,555,094</b>

<u>Item Number:</u> <b>422904 4</b>	<u>Description:</u> I-275 (HOWARD FRKL) FM N OF HOWARD FRANKLAND TO S OF SR 60	<u>LRTP:</u> <b>System Preservation, p. 161</b>
<u>Related Project:</u> 2583981	<u>Extra Description:</u> NB 3 TO 4 LANES - BRIDGE REPLACEMENT, TBX SEGMENT 3	
<u>Project Length:</u> 0.5		<b>*SIS*</b>
<u>Type of Work</u> BRIDGE-REPLACE AND ADD LANES		

Fund	<2017	2017	2018	2019	2020	2021	>2021	All Years
<b>PRELIMINARY ENGINEERING - MANAGED BY FDOT</b>								
ACBR	\$0	\$0	\$0	\$126,000	\$0	\$0	\$0	\$126,000
<b>Totals:</b>	<b>\$0</b>	<b>\$0</b>	<b>\$0</b>	<b>\$126,000</b>	<b>\$0</b>	<b>\$0</b>	<b>\$0</b>	<b>\$126,000</b>
<b>DESIGN BUILD - MANAGED BY FDOT</b>								
ACBR	\$0	\$0	\$0	\$5,248,238	\$0	\$0	\$0	\$5,248,238
<b>Totals:</b>	<b>\$0</b>	<b>\$0</b>	<b>\$0</b>	<b>\$5,248,238</b>	<b>\$0</b>	<b>\$0</b>	<b>\$0</b>	<b>\$5,248,238</b>
<b>ENVIRONMENTAL - MANAGED BY FDOT</b>								
DEM	\$0	\$1,387,500	\$0	\$0	\$0	\$0	\$0	\$1,387,500
<b>Totals:</b>	<b>\$0</b>	<b>\$1,387,500</b>	<b>\$0</b>	<b>\$0</b>	<b>\$0</b>	<b>\$0</b>	<b>\$0</b>	<b>\$1,387,500</b>
<b>Item 422904 4 Totals:</b>	<b>\$0</b>	<b>\$1,387,500</b>	<b>\$0</b>	<b>\$5,374,238</b>	<b>\$0</b>	<b>\$0</b>	<b>\$0</b>	<b>\$6,761,738</b>

<b>Item Number:</b> 258398 5	<b>Description:</b> I-275 (SR 93) FROM SR 60 (MEMORIAL HWY) TO HIMES AVE	<b>L RTP:</b> Minimize congestion, p.163
<b>Related Project:</b> 2583981	<b>Extra Description:</b> NORTHBOUND & SOUTHBOUND/GW 2583992/DESIGN-BUILD/6 TO 8 LANES	
<b>Project Length:</b> 2.083		<b>*SIS*</b>
<b>Type of Work</b> ADD LANES & RECONSTRUCT		

Fund	<2017	2017	2018	2019	2020	2021	>2021	All Years
<b>PRELIMINARY ENGINEERING - MANAGED BY FDOT</b>								
DDR	\$78,425	\$0	\$0	\$0	\$0	\$0	\$0	\$78,425
DIH	\$236,179	\$0	\$0	\$0	\$0	\$0	\$0	\$236,179
NH	\$1,056,245	\$0	\$0	\$0	\$0	\$0	\$0	\$1,056,245
DS	\$157,273	\$0	\$0	\$0	\$0	\$0	\$0	\$157,273
<b>Totals:</b>	<b>\$1,528,122</b>	<b>\$0</b>	<b>\$0</b>	<b>\$0</b>	<b>\$0</b>	<b>\$0</b>	<b>\$0</b>	<b>\$1,528,122</b>
<b>DESIGN BUILD - MANAGED BY FDOT</b>								
NHPP	\$22,580,689	\$0	\$0	\$0	\$0	\$0	\$0	\$22,580,689
DDR	\$2,380,919	\$0	\$0	\$0	\$0	\$0	\$0	\$2,380,919
DI	\$1,683,020	\$0	\$0	\$0	\$0	\$0	\$0	\$1,683,020
DDR	\$465,432	\$0	\$0	\$0	\$0	\$0	\$0	\$465,432
DIH	\$15	\$0	\$0	\$0	\$0	\$0	\$0	\$15
SU	\$320,840	\$0	\$0	\$0	\$0	\$0	\$0	\$320,840
NH	\$125,688,725	\$0	\$0	\$0	\$0	\$0	\$0	\$125,688,725
ACNP	\$557,647	\$0	\$0	\$0	\$0	\$0	\$0	\$557,647
GMR	\$3,015,259	\$0	\$0	\$0	\$0	\$0	\$0	\$3,015,259
DS	\$329,711	\$0	\$0	\$0	\$0	\$0	\$0	\$329,711
DS	\$611,457	\$0	\$0	\$0	\$0	\$0	\$0	\$611,457
<b>Totals:</b>	<b>\$157,633,714</b>	<b>\$0</b>	<b>\$0</b>	<b>\$0</b>	<b>\$0</b>	<b>\$0</b>	<b>\$0</b>	<b>\$157,633,714</b>
<b>CONTRACT INCENTIVES - MANAGED BY FDOT</b>								
GMR	\$0	\$1,650,000	\$0	\$0	\$0	\$0	\$0	\$1,650,000
<b>Totals:</b>	<b>\$0</b>	<b>\$1,650,000</b>	<b>\$0</b>	<b>\$0</b>	<b>\$0</b>	<b>\$0</b>	<b>\$0</b>	<b>\$1,650,000</b>
<b>ENVIRONMENTAL - MANAGED BY FDOT</b>								
DS	\$522,752	\$0	\$0	\$0	\$0	\$0	\$0	\$522,752
DDR	\$2,458,784	\$0	\$0	\$0	\$0	\$0	\$0	\$2,458,784
<b>Totals:</b>	<b>\$2,981,536</b>	<b>\$0</b>	<b>\$0</b>	<b>\$0</b>	<b>\$0</b>	<b>\$0</b>	<b>\$0</b>	<b>\$2,981,536</b>
<b>RAILROAD &amp; UTILITIES - MANAGED BY FDOT</b>								
NH	\$50,000	\$0	\$0	\$0	\$0	\$0	\$0	\$50,000
<b>Totals:</b>	<b>\$50,000</b>	<b>\$0</b>	<b>\$0</b>	<b>\$0</b>	<b>\$0</b>	<b>\$0</b>	<b>\$0</b>	<b>\$50,000</b>
<b>Item 258398 5 Totals:</b>	<b>\$162,193,372</b>	<b>\$1,650,000</b>	<b>\$0</b>	<b>\$0</b>	<b>\$0</b>	<b>\$0</b>	<b>\$0</b>	<b>\$163,843,372</b>

<b>Item Number:</b> 431821 2	<b>Description:</b> I-275 (SR 93) FROM N OF MLK TO N OF BUSCH BLVD	<b>LRTP:</b> 1006
<b>Related Project:</b> 2583981	<b>Extra Description:</b> 6 TO 8 LANES, TBX SEGMENT 7	
<b>Project Length:</b> 3.369		<b>*SIS*</b>
<b>Type of Work:</b> ADD LANES & REHABILITATE PVMN		

Fund	<2017	2017	2018	2019	2020	2021	>2021	All Years
<b>PRELIMINARY ENGINEERING - MANAGED BY FDOT</b>								
DI	\$4,667,770	\$0	\$0	\$0	\$0	\$757,325	\$0	\$5,425,095
DS	\$1,177	\$0	\$0	\$0	\$0	\$0	\$0	\$1,177
DIH	\$8,000	\$0	\$0	\$0	\$0	\$100,000	\$0	\$108,000
ACNP	\$4,152,230	\$0	\$0	\$0	\$0	\$4,407,061	\$0	\$8,559,291
<b>Totals:</b>	<b>\$8,829,177</b>	<b>\$0</b>	<b>\$0</b>	<b>\$0</b>	<b>\$0</b>	<b>\$5,264,386</b>	<b>\$0</b>	<b>\$14,093,563</b>
<b>DESIGN BUILD - MANAGED BY FDOT</b>								
STED	\$0	\$0	\$0	\$0	\$0	\$56,428,640	\$0	\$56,428,640
ACNP	\$0	\$0	\$0	\$0	\$0	\$5,360,721	\$0	\$5,360,721
<b>Totals:</b>	<b>\$0</b>	<b>\$0</b>	<b>\$0</b>	<b>\$0</b>	<b>\$0</b>	<b>\$61,789,361</b>	<b>\$0</b>	<b>\$61,789,361</b>
<b>Item 431821 2 Totals:</b>	<b>\$8,829,177</b>	<b>\$0</b>	<b>\$0</b>	<b>\$0</b>	<b>\$0</b>	<b>\$67,053,747</b>	<b>\$0</b>	<b>\$75,882,924</b>

<b>Item Number:</b> 432579 1	<b>Description:</b> I-275 (SR 93) FROM N OF NORTH BLVD TO S OF FLORIBRASKA AVE	<b>LRTP:</b> System Preservation, p. 161
<b>Related Project:</b> 4325791	<b>Extra Description:</b> 4 LANES	
<b>Project Length:</b> 1.706		<b>*SIS*</b>
<b>Type of Work</b> RIGID PAVEMENT REHABILITATION		

Fund	<2017	2017	2018	2019	2020	2021	>2021	All Years
<b>PRELIMINARY ENGINEERING - MANAGED BY FDOT</b>								
SU	\$473,139	\$0	\$0	\$0	\$0	\$0	\$0	\$473,139
NHPP	\$784,395	\$0	\$0	\$0	\$0	\$0	\$0	\$784,395
ACNP	\$80,582	\$0	\$0	\$0	\$0	\$0	\$0	\$80,582
DIH	\$40,638	\$0	\$0	\$0	\$0	\$0	\$0	\$40,638
DS	\$3,819	\$0	\$0	\$0	\$0	\$0	\$0	\$3,819
DDR	\$45,133	\$0	\$0	\$0	\$0	\$0	\$0	\$45,133
DS	\$7,242	\$0	\$0	\$0	\$0	\$0	\$0	\$7,242
<b>Totals:</b>	<b>\$1,434,948</b>	<b>\$0</b>	<b>\$0</b>	<b>\$0</b>	<b>\$0</b>	<b>\$0</b>	<b>\$0</b>	<b>\$1,434,948</b>
<b>CONSTRUCTION - MANAGED BY FDOT</b>								
ACNP	\$3,705,135	\$0	\$0	\$0	\$0	\$0	\$0	\$3,705,135
SA	\$55,322	\$0	\$0	\$0	\$0	\$0	\$0	\$55,322
DDR	\$131,204	\$0	\$0	\$0	\$0	\$0	\$0	\$131,204
DS	\$87,352	\$0	\$0	\$0	\$0	\$0	\$0	\$87,352
<b>Totals:</b>	<b>\$3,979,013</b>	<b>\$0</b>	<b>\$0</b>	<b>\$0</b>	<b>\$0</b>	<b>\$0</b>	<b>\$0</b>	<b>\$3,979,013</b>
<b>CONTRACT INCENTIVES - MANAGED BY FDOT</b>								
ACNP	\$0	\$250,000	\$0	\$0	\$0	\$0	\$0	\$250,000
<b>Totals:</b>	<b>\$0</b>	<b>\$250,000</b>	<b>\$0</b>	<b>\$0</b>	<b>\$0</b>	<b>\$0</b>	<b>\$0</b>	<b>\$250,000</b>
<b>ENVIRONMENTAL - MANAGED BY FDOT</b>								
DS	\$10,000	\$0	\$0	\$0	\$0	\$0	\$0	\$10,000
<b>Totals:</b>	<b>\$10,000</b>	<b>\$0</b>	<b>\$0</b>	<b>\$0</b>	<b>\$0</b>	<b>\$0</b>	<b>\$0</b>	<b>\$10,000</b>
<b>Item 432579 1 Totals:</b>	<b>\$5,423,961</b>	<b>\$250,000</b>	<b>\$0</b>	<b>\$0</b>	<b>\$0</b>	<b>\$0</b>	<b>\$0</b>	<b>\$5,673,961</b>

<u>Item Number:</u> <b>433535 1</b>	<u>Description:</u> I-275 (SR 93) FM N OF HOWARD FRANKLAND TO S OF LOIS AVENUE	<u>L RTP:</u> <b>1002</b>
<u>Related Project:</u> 2583981	<u>Extra Description:</u> INTERCHANGE IMPROVEMENTS, TBX SEGMENT 4 .	
<u>Project Length:</u> 3.568		<b>*SIS*</b>
<u>Type of Work</u> INTERCHANGE (NEW)		

Fund	<2017	2017	2018	2019	2020	2021	>2021	All Years
<b>CONSTRUCTION - MANAGED BY FDOT</b>								
ACNP	\$0	\$0	\$0	\$0	\$0	\$0	\$227,079,075	\$227,079,075
<b>Totals:</b>	<b>\$0</b>	<b>\$0</b>	<b>\$0</b>	<b>\$0</b>	<b>\$0</b>	<b>\$0</b>	<b>\$227,079,075</b>	<b>\$227,079,075</b>
<b>ENVIRONMENTAL - MANAGED BY FDOT</b>								
DEM	\$0	\$605,000	\$0	\$0	\$0	\$0	\$0	\$605,000
<b>Totals:</b>	<b>\$0</b>	<b>\$605,000</b>	<b>\$0</b>	<b>\$0</b>	<b>\$0</b>	<b>\$0</b>	<b>\$0</b>	<b>\$605,000</b>
<b>Item 433535 1 Totals:</b>	<b>\$0</b>	<b>\$605,000</b>	<b>\$0</b>	<b>\$0</b>	<b>\$0</b>	<b>\$0</b>	<b>\$227,079,075</b>	<b>\$227,684,075</b>

<u>Item Number:</u> <b>433535 2</b>	<u>Description:</u> I-275 (SR 93) SB FM N OF REO STREET TO S OF LOIS AVENUE	<u>L RTP:</u> <b>1093</b>
<u>Related Project:</u> 2583981	<u>Extra Description:</u> INTERCHANGE IMPROVEMENTS, TBX SEGMENT 4	
<u>Project Length:</u> 3.105		<b>*SIS*</b>
<u>Type of Work</u> INTERCHANGE (NEW)		

Fund	<2017	2017	2018	2019	2020	2021	>2021	All Years
<b>CONSTRUCTION - MANAGED BY FDOT</b>								
ACNP	\$0	\$0	\$0	\$0	\$0	\$0	\$111,864,503	\$111,864,503
<b>Totals:</b>	<b>\$0</b>	<b>\$0</b>	<b>\$0</b>	<b>\$0</b>	<b>\$0</b>	<b>\$0</b>	<b>\$111,864,503</b>	<b>\$111,864,503</b>
<b>ENVIRONMENTAL - MANAGED BY FDOT</b>								
DEM	\$0	\$605,000	\$0	\$0	\$0	\$0	\$0	\$605,000
<b>Totals:</b>	<b>\$0</b>	<b>\$605,000</b>	<b>\$0</b>	<b>\$0</b>	<b>\$0</b>	<b>\$0</b>	<b>\$0</b>	<b>\$605,000</b>
<b>Item 433535 2 Totals:</b>	<b>\$0</b>	<b>\$605,000</b>	<b>\$0</b>	<b>\$0</b>	<b>\$0</b>	<b>\$0</b>	<b>\$111,864,503</b>	<b>\$112,469,503</b>



<b>Item Number:</b> 258643 1	<b>Description:</b> I-275/I-4 FROM N HILLSBOROUGH RIVER TO DOWNTOWN INTERCHANGE	<b>L RTP:</b> 1005
<b>Related Project:</b> 2583981	<b>Extra Description:</b> OPERATIONAL IMPROVEMENTS RAMP MODIFICATIONS/ADVANCED RW TIS	
<b>Project Length:</b> 0.406		<b>*SIS*</b>
<b>Type of Work</b> INTERCHANGE IMPROVEMENT		

Fund	<2017	2017	2018	2019	2020	2021	>2021	All Years
<b>PRELIMINARY ENGINEERING - MANAGED BY FDOT</b>								
IM	\$9,384,539	\$0	\$0	\$0	\$0	\$0	\$0	\$9,384,539
DS	\$1,179,058	\$0	\$0	\$0	\$0	\$0	\$0	\$1,179,058
DDR	\$22,407	\$0	\$0	\$0	\$0	\$0	\$0	\$22,407
<b>Totals:</b>	<b>\$10,586,004</b>	<b>\$0</b>	<b>\$0</b>	<b>\$0</b>	<b>\$0</b>	<b>\$0</b>	<b>\$0</b>	<b>\$10,586,004</b>
<b>RIGHT OF WAY - MANAGED BY FDOT</b>								
DDR	\$16,000	\$0	\$0	\$0	\$0	\$0	\$0	\$16,000
IM	\$7,722,386	\$0	\$0	\$0	\$0	\$0	\$0	\$7,722,386
DS	\$89,912	\$0	\$0	\$0	\$0	\$0	\$0	\$89,912
BNDS	\$1,190,546	\$0	\$0	\$0	\$0	\$0	\$0	\$1,190,546
BNIR	\$15,276,142	\$0	\$0	\$0	\$0	\$0	\$0	\$15,276,142
DDR	\$6,231,848	\$487,900	\$0	\$0	\$0	\$0	\$0	\$6,719,748
DIH	\$18,910	\$5,000	\$0	\$0	\$0	\$0	\$0	\$23,910
DS	\$1,484,911	\$0	\$0	\$0	\$0	\$0	\$0	\$1,484,911
IMAC	\$1,357,888	\$0	\$0	\$0	\$0	\$0	\$0	\$1,357,888
NH	\$1,265,718	\$0	\$0	\$0	\$0	\$0	\$0	\$1,265,718
NHAC	\$1,750,236	\$0	\$0	\$0	\$0	\$0	\$0	\$1,750,236
BNIR	\$13,279,459	\$0	\$0	\$0	\$0	\$0	\$0	\$13,279,459
DIH	\$1,260,940	\$0	\$0	\$0	\$0	\$0	\$0	\$1,260,940
<b>Totals:</b>	<b>\$50,944,896</b>	<b>\$492,900</b>	<b>\$0</b>	<b>\$0</b>	<b>\$0</b>	<b>\$0</b>	<b>\$0</b>	<b>\$51,437,796</b>
<b>CONSTRUCTION - MANAGED BY FDOT</b>								
DS	\$2,530	\$0	\$0	\$0	\$0	\$0	\$0	\$2,530
NH	\$21,844,992	\$0	\$0	\$0	\$0	\$0	\$0	\$21,844,992
NHAC	\$10,065,549	\$0	\$0	\$0	\$0	\$0	\$0	\$10,065,549
DI	\$159,024	\$0	\$0	\$0	\$0	\$0	\$0	\$159,024
IMAC	\$918,189	\$0	\$0	\$0	\$0	\$0	\$0	\$918,189
IM	\$56,237,012	\$0	\$0	\$0	\$0	\$0	\$0	\$56,237,012
DS	\$2,050,182	\$0	\$0	\$0	\$0	\$0	\$0	\$2,050,182
DDR	\$400,000	\$0	\$0	\$0	\$0	\$0	\$0	\$400,000
<b>Totals:</b>	<b>\$91,677,478</b>	<b>\$0</b>	<b>\$0</b>	<b>\$0</b>	<b>\$0</b>	<b>\$0</b>	<b>\$0</b>	<b>\$91,677,478</b>
<b>CONTRACT INCENTIVES - MANAGED BY FDOT</b>								
NHAC	\$2,620,000	\$0	\$0	\$0	\$0	\$0	\$0	\$2,620,000
<b>Totals:</b>	<b>\$2,620,000</b>	<b>\$0</b>	<b>\$0</b>	<b>\$0</b>	<b>\$0</b>	<b>\$0</b>	<b>\$0</b>	<b>\$2,620,000</b>

ENVIRONMENTAL - MANAGED BY FDOT								
DS	\$181,842	\$0	\$0	\$0	\$0	\$0	\$0	\$181,842
<b>Totals:</b>	<b>\$181,842</b>	<b>\$0</b>	<b>\$0</b>	<b>\$0</b>	<b>\$0</b>	<b>\$0</b>	<b>\$0</b>	<b>\$181,842</b>
RAILROAD & UTILITIES - MANAGED BY FDOT								
NHAC	\$253,859	\$0	\$0	\$0	\$0	\$0	\$0	\$253,859
DDR	\$900,594	\$0	\$0	\$0	\$0	\$0	\$0	\$900,594
NH	\$3,706,343	\$0	\$0	\$0	\$0	\$0	\$0	\$3,706,343
DS	\$19,903	\$0	\$0	\$0	\$0	\$0	\$0	\$19,903
<b>Totals:</b>	<b>\$4,880,699</b>	<b>\$0</b>	<b>\$0</b>	<b>\$0</b>	<b>\$0</b>	<b>\$0</b>	<b>\$0</b>	<b>\$4,880,699</b>
<b>Item 258643 1 Totals:</b>	<b>\$160,890,919</b>	<b>\$492,900</b>	<b>\$0</b>	<b>\$0</b>	<b>\$0</b>	<b>\$0</b>	<b>\$0</b>	<b>\$161,383,819</b>

<u>Item Number:</u> <b>433821 2</b>	<u>Description:</u> I-275/SR93 FM S OF WILLOW TO N OF MLK; I-4/SR400 FM I-275 TO CONNECTOR	<u>LRTP:</u> <b>1005</b>
<u>Related Project:</u> 2583981	<u>Extra Description:</u> DOWNTOWN INTERCHANGE IMPROVEMENT, TBX SEGMENT 6	
<u>Project Length:</u> 5.028		<b>*SIS*</b>
<u>Type of Work</u> ADD LANES & RECONSTRUCT		

Fund	<2017	2017	2018	2019	2020	2021	>2021	All Years
PRELIMINARY ENGINEERING - MANAGED BY FDOT								
DDR	\$197,534	\$0	\$6,732,500	\$0	\$0	\$0	\$0	\$6,930,034
ACNP	\$0	\$0	\$0	\$0	\$0	\$58,007,003	\$0	\$58,007,003
DSB1	\$0	\$0	\$1,092,550	\$0	\$0	\$0	\$0	\$1,092,550
DIH	\$0	\$5,000	\$0	\$0	\$0	\$0	\$0	\$5,000
DS	\$414,667	\$0	\$0	\$0	\$0	\$0	\$0	\$414,667
<b>Totals:</b>	<b>\$612,201</b>	<b>\$5,000</b>	<b>\$7,825,050</b>	<b>\$0</b>	<b>\$0</b>	<b>\$58,007,003</b>	<b>\$0</b>	<b>\$66,449,254</b>
RAILROAD & UTILITIES - MANAGED BY FDOT								
DS	\$100,000	\$0	\$0	\$0	\$0	\$0	\$0	\$100,000
<b>Totals:</b>	<b>\$100,000</b>	<b>\$0</b>	<b>\$0</b>	<b>\$0</b>	<b>\$0</b>	<b>\$0</b>	<b>\$0</b>	<b>\$100,000</b>
<b>Item 433821 2 Totals:</b>	<b>\$712,201</b>	<b>\$5,000</b>	<b>\$7,825,050</b>	<b>\$0</b>	<b>\$0</b>	<b>\$58,007,003</b>	<b>\$0</b>	<b>\$66,549,254</b>

Item Number: **433535 5** Description: I-275/SR93 NB FLYOVER FROM SR 60 EB TO I-275 NB L RTP: **1093**  
 Related Project: 2583981 Extra Description: INTERCHANGE IMPROVEMENTS, TBX SEGMENT 4  
 Project Length: 0.596 **\*SIS\***  
 Type of Work INTERCHANGE RAMP (NEW)

Fund	<2017	2017	2018	2019	2020	2021	>2021	All Years
<b>PRELIMINARY ENGINEERING - MANAGED BY FDOT</b>								
ACNP	\$0	\$0	\$0	\$3,433,000	\$0	\$0	\$0	\$3,433,000
<b>Totals:</b>	<b>\$0</b>	<b>\$0</b>	<b>\$0</b>	<b>\$3,433,000</b>	<b>\$0</b>	<b>\$0</b>	<b>\$0</b>	<b>\$3,433,000</b>
<b>CONSTRUCTION - MANAGED BY FDOT</b>								
DIH	\$0	\$0	\$0	\$0	\$0	\$0	\$360,300	\$360,300
STED	\$0	\$0	\$0	\$0	\$0	\$0	\$44,590,848	\$44,590,848
<b>Totals:</b>	<b>\$0</b>	<b>\$0</b>	<b>\$0</b>	<b>\$0</b>	<b>\$0</b>	<b>\$0</b>	<b>\$44,951,148</b>	<b>\$44,951,148</b>
<b>ENVIRONMENTAL - MANAGED BY FDOT</b>								
DEM	\$0	\$605,000	\$0	\$0	\$0	\$0	\$0	\$605,000
<b>Totals:</b>	<b>\$0</b>	<b>\$605,000</b>	<b>\$0</b>	<b>\$0</b>	<b>\$0</b>	<b>\$0</b>	<b>\$0</b>	<b>\$605,000</b>
<b>Item 433535 5 Totals:</b>	<b>\$0</b>	<b>\$605,000</b>	<b>\$0</b>	<b>\$3,433,000</b>	<b>\$0</b>	<b>\$0</b>	<b>\$44,951,148</b>	<b>\$48,989,148</b>

Item Number: **433535 4** Description: I-275/SR93 NB XPR LN FM N OF HOWARD FRANKLAND TO S OF TRASK STREET L RTP: **1093**  
 Related Project: 2583981 Extra Description: INTERCHANGE IMPROVEMENTS, TBX SEGMENT 4  
 Project Length: 2.717 **\*SIS\***  
 Type of Work INTERCHANGE (NEW)

Fund	<2017	2017	2018	2019	2020	2021	>2021	All Years
<b>PRELIMINARY ENGINEERING - MANAGED BY FDOT</b>								
ACNP	\$0	\$0	\$0	\$5,824,000	\$0	\$0	\$0	\$5,824,000
<b>Totals:</b>	<b>\$0</b>	<b>\$0</b>	<b>\$0</b>	<b>\$5,824,000</b>	<b>\$0</b>	<b>\$0</b>	<b>\$0</b>	<b>\$5,824,000</b>
<b>CONSTRUCTION - MANAGED BY FDOT</b>								
ACNP	\$0	\$0	\$0	\$0	\$0	\$0	\$43,189,915	\$43,189,915
STED	\$0	\$0	\$0	\$0	\$0	\$0	\$31,136,398	\$31,136,398
<b>Totals:</b>	<b>\$0</b>	<b>\$0</b>	<b>\$0</b>	<b>\$0</b>	<b>\$0</b>	<b>\$0</b>	<b>\$74,326,313</b>	<b>\$74,326,313</b>
<b>ENVIRONMENTAL - MANAGED BY FDOT</b>								
DEM	\$0	\$605,000	\$0	\$0	\$0	\$0	\$0	\$605,000
<b>Totals:</b>	<b>\$0</b>	<b>\$605,000</b>	<b>\$0</b>	<b>\$0</b>	<b>\$0</b>	<b>\$0</b>	<b>\$0</b>	<b>\$605,000</b>
<b>Item 433535 4 Totals:</b>	<b>\$0</b>	<b>\$605,000</b>	<b>\$0</b>	<b>\$5,824,000</b>	<b>\$0</b>	<b>\$0</b>	<b>\$74,326,313</b>	<b>\$80,755,313</b>

<u>Item Number:</u> <b>431746 2</b>	<u>Description:</u> I-4 FROM 1-4/SELMON CONNECTOR TO E OF MANGO ROAD	<u>LRTP:</u> <b>1008</b>
<u>Related Project:</u> 2583981	<u>Extra Description:</u> 6 TO 8 LANES, TBX SEGMENT 8	
<u>Project Length:</u> 9.689		<b>*SIS*</b>
<u>Type of Work</u> ADD LANES & RECONSTRUCT		

Fund	<2017	2017	2018	2019	2020	2021	>2021	All Years
<b>PRELIMINARY ENGINEERING - MANAGED BY FDOT</b>								
DI	\$0	\$0	\$0	\$0	\$0	\$2,105,355	\$0	\$2,105,355
ACNP	\$0	\$0	\$0	\$0	\$0	\$2,994,098	\$0	\$2,994,098
<b>Totals:</b>	<b>\$0</b>	<b>\$0</b>	<b>\$0</b>	<b>\$0</b>	<b>\$0</b>	<b>\$5,099,453</b>	<b>\$0</b>	<b>\$5,099,453</b>
<b>DESIGN BUILD - MANAGED BY FDOT</b>								
ACNP	\$0	\$0	\$0	\$0	\$0	\$99,314,324	\$0	\$99,314,324
STED	\$0	\$0	\$0	\$0	\$0	\$70,195,344	\$0	\$70,195,344
DI	\$0	\$0	\$0	\$0	\$0	\$60,130,212	\$0	\$60,130,212
<b>Totals:</b>	<b>\$0</b>	<b>\$0</b>	<b>\$0</b>	<b>\$0</b>	<b>\$0</b>	<b>\$229,639,880</b>	<b>\$0</b>	<b>\$229,639,880</b>
<b>Item 431746 2 Totals:</b>	<b>\$0</b>	<b>\$0</b>	<b>\$0</b>	<b>\$0</b>	<b>\$0</b>	<b>\$234,739,333</b>	<b>\$0</b>	<b>\$234,739,333</b>

<u>Item Number:</u> <b>430335 1</b>	<u>Description:</u> I-4 (SR 400) FM E OF I-75 (SR 93A) TO EAST OF WILLIAMS RD	<u>LRTP:</u> <b>p. 176</b>
<u>Related Project:</u> 4303351	<u>Extra Description:</u> INCLUDING ENTRANCE RAMPS FR NB I-75 TO SB I-75	
<u>Project Length:</u> 0.669		<b>*SIS*</b>
<u>Type of Work</u> INTERCHANGE - ADD LANES		

Fund	<2017	2017	2018	2019	2020	2021	>2021	All Years
<b>PRELIMINARY ENGINEERING - MANAGED BY FDOT</b>								
DIH	\$0	\$0	\$1,000	\$0	\$0	\$0	\$0	\$1,000
DDR	\$0	\$0	\$300,000	\$0	\$0	\$0	\$0	\$300,000
<b>Totals:</b>	<b>\$0</b>	<b>\$0</b>	<b>\$301,000</b>	<b>\$0</b>	<b>\$0</b>	<b>\$0</b>	<b>\$0</b>	<b>\$301,000</b>
<b>CONSTRUCTION - MANAGED BY FDOT</b>								
SIWR	\$0	\$0	\$0	\$0	\$0	\$0	\$1,817,076	\$1,817,076
DIH	\$0	\$0	\$0	\$0	\$0	\$0	\$33,650	\$33,650
<b>Totals:</b>	<b>\$0</b>	<b>\$0</b>	<b>\$0</b>	<b>\$0</b>	<b>\$0</b>	<b>\$0</b>	<b>\$1,850,726</b>	<b>\$1,850,726</b>
<b>Item 430335 1 Totals:</b>	<b>\$0</b>	<b>\$0</b>	<b>\$301,000</b>	<b>\$0</b>	<b>\$0</b>	<b>\$0</b>	<b>\$1,850,726</b>	<b>\$2,151,726</b>

<b>Item Number:</b> 430338 1	<b>Description:</b> I-4 (SR 400) EB FM WEST OF ORIENT ROAD TO W OF I-75 (SR 93A)	<b>LRTP:</b> 1106
<b>Related Project:</b> 4303381	<b>Extra Description:</b>	
<b>Project Length:</b> 3.6		<b>*SIS*</b>
<b>Type of Work:</b> INTERCHANGE IMPROVEMENT		

Fund	<2017	2017	2018	2019	2020	2021	>2021	All Years
<b>PRELIMINARY ENGINEERING - MANAGED BY FDOT</b>								
DIH	\$1,000	\$0	\$0	\$0	\$0	\$0	\$0	\$1,000
DDR	\$0	\$1,532,000	\$0	\$0	\$0	\$0	\$0	\$1,532,000
<b>Totals:</b>	<b>\$1,000</b>	<b>\$1,532,000</b>	<b>\$0</b>	<b>\$0</b>	<b>\$0</b>	<b>\$0</b>	<b>\$0</b>	<b>\$1,533,000</b>
<b>Item 430338 1 Totals:</b>	<b>\$1,000</b>	<b>\$1,532,000</b>	<b>\$0</b>	<b>\$0</b>	<b>\$0</b>	<b>\$0</b>	<b>\$0</b>	<b>\$1,533,000</b>

<b>Item Number:</b> 436588 1	<b>Description:</b> I-4/SR 400 FROM E OF 50TH ST TO E OF MCINTOSH	<b>LRTP:</b> System preservation, p. 161
<b>Related Project:</b> 4365881	<b>Extra Description:</b> 6 LANES	
<b>Project Length:</b> 10.898		<b>*SIS*</b>
<b>Type of Work:</b> RESURFACING		

Fund	<2017	2017	2018	2019	2020	2021	>2021	All Years
<b>PRELIMINARY ENGINEERING - MANAGED BY FDOT</b>								
DS	\$379,451	\$0	\$0	\$0	\$0	\$0	\$0	\$379,451
ACNP	\$918,185	\$0	\$0	\$0	\$0	\$0	\$0	\$918,185
DIH	\$10,000	\$0	\$0	\$0	\$0	\$0	\$0	\$10,000
<b>Totals:</b>	<b>\$1,307,636</b>	<b>\$0</b>	<b>\$0</b>	<b>\$0</b>	<b>\$0</b>	<b>\$0</b>	<b>\$0</b>	<b>\$1,307,636</b>
<b>CONSTRUCTION - MANAGED BY FDOT</b>								
ACNP	\$0	\$0	\$13,052,304	\$0	\$0	\$0	\$0	\$13,052,304
<b>Totals:</b>	<b>\$0</b>	<b>\$0</b>	<b>\$13,052,304</b>	<b>\$0</b>	<b>\$0</b>	<b>\$0</b>	<b>\$0</b>	<b>\$13,052,304</b>
<b>Item 436588 1 Totals:</b>	<b>\$1,307,636</b>	<b>\$0</b>	<b>\$13,052,304</b>	<b>\$0</b>	<b>\$0</b>	<b>\$0</b>	<b>\$0</b>	<b>\$14,359,940</b>

Item Number: **434025 1**      Description: I-75 (SR 93) FROM MANATEE COUNTY LINE TO S OF BIG BEND ROAD      L RTP: **Minimize congestion, p. 163**  
 Related Project: 4340251      Extra Description:  
 Project Length: 8.962      **\*SIS\***  
 Type of Work ITS FREEWAY MANAGEMENT

Fund	<2017	2017	2018	2019	2020	2021	>2021	All Years
<b>PRELIMINARY ENGINEERING - MANAGED BY FDOT</b>								
DIH	\$0	\$1,000	\$0	\$0	\$0	\$0	\$0	\$1,000
DITS	\$0	\$0	\$125,000	\$0	\$0	\$0	\$0	\$125,000
<b>Totals:</b>	<b>\$0</b>	<b>\$1,000</b>	<b>\$125,000</b>	<b>\$0</b>	<b>\$0</b>	<b>\$0</b>	<b>\$0</b>	<b>\$126,000</b>
<b>DESIGN BUILD - MANAGED BY FDOT</b>								
DIH	\$0	\$0	\$158,367	\$0	\$0	\$0	\$0	\$158,367
DITS	\$0	\$0	\$5,654,669	\$0	\$0	\$0	\$0	\$5,654,669
<b>Totals:</b>	<b>\$0</b>	<b>\$0</b>	<b>\$5,813,036</b>	<b>\$0</b>	<b>\$0</b>	<b>\$0</b>	<b>\$0</b>	<b>\$5,813,036</b>
<b>Item 434025 1 Totals:</b>	<b>\$0</b>	<b>\$1,000</b>	<b>\$5,938,036</b>	<b>\$0</b>	<b>\$0</b>	<b>\$0</b>	<b>\$0</b>	<b>\$5,939,036</b>

Item Number: **434027 1**      Description: I-75 (SR 93) FROM S OF BIG BEND ROAD TO S OF PROGRESS BLVD      L RTP: **Minimize congestion, p. 163**  
 Related Project: 4340271      Extra Description:  
 Project Length: 8.962      **\*SIS\***  
 Type of Work ITS FREEWAY MANAGEMENT

Fund	<2017	2017	2018	2019	2020	2021	>2021	All Years
<b>PRELIMINARY ENGINEERING - MANAGED BY FDOT</b>								
DITS	\$0	\$0	\$0	\$125,000	\$0	\$0	\$0	\$125,000
DIH	\$0	\$0	\$1,000	\$0	\$0	\$0	\$0	\$1,000
<b>Totals:</b>	<b>\$0</b>	<b>\$0</b>	<b>\$1,000</b>	<b>\$125,000</b>	<b>\$0</b>	<b>\$0</b>	<b>\$0</b>	<b>\$126,000</b>
<b>DESIGN BUILD - MANAGED BY FDOT</b>								
DIH	\$0	\$0	\$0	\$167,731	\$0	\$0	\$0	\$167,731
DITS	\$0	\$0	\$0	\$5,529,976	\$0	\$0	\$0	\$5,529,976
<b>Totals:</b>	<b>\$0</b>	<b>\$0</b>	<b>\$0</b>	<b>\$5,697,707</b>	<b>\$0</b>	<b>\$0</b>	<b>\$0</b>	<b>\$5,697,707</b>
<b>Item 434027 1 Totals:</b>	<b>\$0</b>	<b>\$0</b>	<b>\$1,000</b>	<b>\$5,822,707</b>	<b>\$0</b>	<b>\$0</b>	<b>\$0</b>	<b>\$5,823,707</b>

<u>Item Number:</u> <b>428953 1</b>	<u>Description:</u> I-75 (SR 93A) FM WB SR60 ENTRANCE RAMP TO S OF CSX RR/CR 574	<u>L RTP:</u> <b>p. 176</b>
<u>Related Project:</u> 4289531	<u>Extra Description:</u> IMPROVE WB SR 60 TO NB I-75 ENTRANCE RAMP/INCL 2LANE ENT RMP ENTRANCE RAMP, BRIDGE WIDENING & 2000' ACCEL LN W 840'TAPER	
<u>Project Length:</u> 1.666		<b>*SIS*</b>
<u>Type of Work</u> INTERCHANGE IMPROVEMENT		

Fund	<2017	2017	2018	2019	2020	2021	>2021	All Years
<b>PRELIMINARY ENGINEERING - MANAGED BY FDOT</b>								
DDR	\$57,428	\$0	\$0	\$0	\$0	\$0	\$0	\$57,428
DS	\$237,599	\$0	\$0	\$0	\$0	\$0	\$0	\$237,599
NHPP	\$1,956,535	\$0	\$0	\$0	\$0	\$0	\$0	\$1,956,535
ACNP	\$206,000	\$0	\$0	\$0	\$0	\$0	\$0	\$206,000
DS	\$4,530	\$0	\$0	\$0	\$0	\$0	\$0	\$4,530
DIH	\$40,273	\$0	\$0	\$0	\$0	\$0	\$0	\$40,273
<b>Totals:</b>	<b>\$2,502,365</b>	<b>\$0</b>	<b>\$0</b>	<b>\$0</b>	<b>\$0</b>	<b>\$0</b>	<b>\$0</b>	<b>\$2,502,365</b>
<b>CONSTRUCTION - MANAGED BY FDOT</b>								
Unfederal	\$0	\$0	\$0	\$0	\$1,536,812	\$0	\$18,456,215	\$19,993,027
<b>Totals:</b>	<b>\$0</b>	<b>\$0</b>	<b>\$0</b>	<b>\$0</b>	<b>\$1,536,812</b>	<b>\$0</b>	<b>\$18,456,215</b>	<b>\$19,993,027</b>
<b>RAILROAD &amp; UTILITIES - MANAGED BY FDOT</b>								
DDR	\$0	\$50,000	\$0	\$0	\$0	\$0	\$500,000	\$550,000
DS	\$50,000	\$0	\$0	\$0	\$0	\$0	\$0	\$50,000
<b>Totals:</b>	<b>\$50,000</b>	<b>\$50,000</b>	<b>\$0</b>	<b>\$0</b>	<b>\$0</b>	<b>\$0</b>	<b>\$500,000</b>	<b>\$600,000</b>
<b>Item 428953 1 Totals:</b>	<b>\$2,552,365</b>	<b>\$50,000</b>	<b>\$0</b>	<b>\$0</b>	<b>\$1,536,812</b>	<b>\$0</b>	<b>\$18,956,215</b>	<b>\$23,095,392</b>

Item Number: **429251 1** Description: I-75 (SR 93A) FM S OF CSX/BROADWAY AVE TO EB/WB I-4 EXIT RAMP L RTP: **p. 176**  
 Related Project: 4292511 Extra Description: INTERIM INTERCHANGE IMPROVEMENT  
 Project Length: 2.336 **\*SIS\***  
 Type of Work INTERCHANGE RAMP (NEW)

Fund	<2017	2017	2018	2019	2020	2021	>2021	All Years
<b>PRELIMINARY ENGINEERING - MANAGED BY FDOT</b>								
DDR	\$2,361,966	\$0	\$0	\$0	\$0	\$0	\$0	\$2,361,966
DIH	\$27,761	\$0	\$0	\$0	\$0	\$0	\$0	\$27,761
DS	\$2,975	\$0	\$0	\$0	\$0	\$0	\$0	\$2,975
<b>Totals:</b>	<b>\$2,392,702</b>	<b>\$0</b>	<b>\$0</b>	<b>\$0</b>	<b>\$0</b>	<b>\$0</b>	<b>\$0</b>	<b>\$2,392,702</b>
<b>CONSTRUCTION - MANAGED BY FDOT</b>								
ACNP	\$0	\$0	\$0	\$0	\$0	\$0	\$46,875,941	\$46,875,941
<b>Totals:</b>	<b>\$0</b>	<b>\$0</b>	<b>\$0</b>	<b>\$0</b>	<b>\$0</b>	<b>\$0</b>	<b>\$46,875,941</b>	<b>\$46,875,941</b>
<b>RAILROAD &amp; UTILITIES - MANAGED BY FDOT</b>								
DDR	\$0	\$0	\$0	\$121,314	\$0	\$0	\$0	\$121,314
DS	\$50,000	\$0	\$0	\$328,686	\$0	\$0	\$0	\$378,686
<b>Totals:</b>	<b>\$50,000</b>	<b>\$0</b>	<b>\$0</b>	<b>\$450,000</b>	<b>\$0</b>	<b>\$0</b>	<b>\$0</b>	<b>\$500,000</b>
<b>Item 429251 1 Totals:</b>	<b>\$2,442,702</b>	<b>\$0</b>	<b>\$0</b>	<b>\$450,000</b>	<b>\$0</b>	<b>\$0</b>	<b>\$46,875,941</b>	<b>\$49,768,643</b>

Item Number: **430573 3** Description: I75/I275 CD ROAD FM S OF COUNTY LINE RD TO COUNTY LINE RD (PHASE II) L RTP: **1011**  
 Related Project: 4305731 Extra Description: CONSTRUCT SB CD ROAD SYSTEM TO COMPLEMENT NB CD ROAD SYSTEM  
 Project Length: 0.719 **\*SIS\***  
 Type of Work NEW ROAD CONSTRUCTION

Fund	<2017	2017	2018	2019	2020	2021	>2021	All Years
<b>PRELIMINARY ENGINEERING - MANAGED BY FDOT</b>								
DDR	\$0	\$0	\$0	\$0	\$0	\$1,500,000	\$0	\$1,500,000
DIH	\$0	\$0	\$0	\$0	\$1,000	\$0	\$0	\$1,000
<b>Totals:</b>	<b>\$0</b>	<b>\$0</b>	<b>\$0</b>	<b>\$0</b>	<b>\$1,000</b>	<b>\$1,500,000</b>	<b>\$0</b>	<b>\$1,501,000</b>
<b>Item 430573 3 Totals:</b>	<b>\$0</b>	<b>\$0</b>	<b>\$0</b>	<b>\$0</b>	<b>\$1,000</b>	<b>\$1,500,000</b>	<b>\$0</b>	<b>\$1,501,000</b>



<u>Item Number:</u> <b>437637 1</b>	<u>Description:</u> I-75/SR 93A FROM BEG OF SB RAMP #10075016 TO END OF SB RAMP	<u>L RTP:</u> <b>System Preservation, p. 161</b>
<u>Related Project:</u> 4376371	<u>Extra Description:</u> I-75 SB REST AREA, DESIGN AND CST FOR IMPROVEMENTS/REHAB	
<u>Project Length:</u> 0.744		<b>*SIS*</b>
<u>Type of Work</u> REST AREA		

Fund	<2017	2017	2018	2019	2020	2021	>2021	All Years
<b>PRELIMINARY ENGINEERING - MANAGED BY FDOT</b>								
DRA	\$0	\$228,000	\$0	\$0	\$0	\$0	\$0	\$228,000
DIH	\$1,000	\$0	\$0	\$0	\$0	\$0	\$0	\$1,000
<b>Totals:</b>	<b>\$1,000</b>	<b>\$228,000</b>	<b>\$0</b>	<b>\$0</b>	<b>\$0</b>	<b>\$0</b>	<b>\$0</b>	<b>\$229,000</b>
<b>CONSTRUCTION - MANAGED BY FDOT</b>								
DRA	\$0	\$0	\$1,493,301	\$0	\$0	\$0	\$0	\$1,493,301
DIH	\$0	\$0	\$151,326	\$0	\$0	\$0	\$0	\$151,326
<b>Totals:</b>	<b>\$0</b>	<b>\$0</b>	<b>\$1,644,627</b>	<b>\$0</b>	<b>\$0</b>	<b>\$0</b>	<b>\$0</b>	<b>\$1,644,627</b>
<b>Item 437637 1 Totals:</b>	<b>\$1,000</b>	<b>\$228,000</b>	<b>\$1,644,627</b>	<b>\$0</b>	<b>\$0</b>	<b>\$0</b>	<b>\$0</b>	<b>\$1,873,627</b>

<u>Item Number:</u> <b>437638 1</b>	<u>Description:</u> I-75/SR 93A FROM BEG OF NB RAMP #10075001 TO END OF NB RAMP	<u>L RTP:</u> <b>System Preservation, p. 161</b>
<u>Related Project:</u> 4376381	<u>Extra Description:</u> I-75 NB REST AREA, DESIGN AND CST FOR IMPROVEMENTS/REHAB	
<u>Project Length:</u> 0.744		<b>*SIS*</b>
<u>Type of Work</u> REST AREA		

Fund	<2017	2017	2018	2019	2020	2021	>2021	All Years
<b>PRELIMINARY ENGINEERING - MANAGED BY FDOT</b>								
DRA	\$0	\$0	\$0	\$227,585	\$0	\$0	\$0	\$227,585
DIH	\$0	\$0	\$1,000	\$0	\$0	\$0	\$0	\$1,000
<b>Totals:</b>	<b>\$0</b>	<b>\$0</b>	<b>\$1,000</b>	<b>\$227,585</b>	<b>\$0</b>	<b>\$0</b>	<b>\$0</b>	<b>\$228,585</b>
<b>DESIGN BUILD - MANAGED BY FDOT</b>								
DIH	\$0	\$0	\$0	\$1,075,367	\$0	\$0	\$0	\$1,075,367
DRA	\$0	\$0	\$0	\$13,163,001	\$0	\$0	\$0	\$13,163,001
<b>Totals:</b>	<b>\$0</b>	<b>\$0</b>	<b>\$0</b>	<b>\$14,238,368</b>	<b>\$0</b>	<b>\$0</b>	<b>\$0</b>	<b>\$14,238,368</b>
<b>Item 437638 1 Totals:</b>	<b>\$0</b>	<b>\$0</b>	<b>\$1,000</b>	<b>\$14,465,953</b>	<b>\$0</b>	<b>\$0</b>	<b>\$0</b>	<b>\$14,466,953</b>

Item Number: **428954 3** Description: I-75/SR93A NB ON-RAMP FROM EB/WB I-4 TO S OF BYPASS CANAL L RTP: **Objective 3.1**  
 Related Project: 4289541 Extra Description: BOLD LANDSCAPING  
 Project Length: 1.677 \*SIS\*  
 Type of Work LANDSCAPING

Fund	<2017	2017	2018	2019	2020	2021	>2021	All Years
<b>CONSTRUCTION - MANAGED BY FDOT</b>								
DDR	\$0	\$0	\$0	\$0	\$555,000	\$0	\$0	\$555,000
DIH	\$0	\$0	\$0	\$0	\$72,705	\$0	\$0	\$72,705
<b>Totals:</b>	<b>\$0</b>	<b>\$0</b>	<b>\$0</b>	<b>\$0</b>	<b>\$627,705</b>	<b>\$0</b>	<b>\$0</b>	<b>\$627,705</b>
<b>Item 428954 3 Totals:</b>	<b>\$0</b>	<b>\$0</b>	<b>\$0</b>	<b>\$0</b>	<b>\$627,705</b>	<b>\$0</b>	<b>\$0</b>	<b>\$627,705</b>

Item Number: **436713 1** Description: LUTZ LAKE FERN RD TRAIL CON FROM STILLWOOD DR TO UPPER TAMPA BAY TRAIL L RTP: **Choices when not driving, p. 166**  
 Related Project: 4367131 Extra Description: DESIGN AND CONSTRUCT 5' SIDEWALKS  
 Project Length: 0.14 \*NON-SIS\*  
 Type of Work SIDEWALK

Fund	<2017	2017	2018	2019	2020	2021	>2021	All Years
<b>PRELIMINARY ENGINEERING - MANAGED BY HILLSBOROUGH CO BOARD OF COUNTY</b>								
TALT	\$0	\$0	\$13,750	\$0	\$0	\$0	\$0	\$13,750
<b>Totals:</b>	<b>\$0</b>	<b>\$0</b>	<b>\$13,750</b>	<b>\$0</b>	<b>\$0</b>	<b>\$0</b>	<b>\$0</b>	<b>\$13,750</b>
<b>CONSTRUCTION - MANAGED BY HILLSBOROUGH CO BOARD OF COUNTY</b>								
TALU	\$0	\$0	\$0	\$0	\$37,995	\$0	\$0	\$37,995
<b>Totals:</b>	<b>\$0</b>	<b>\$0</b>	<b>\$0</b>	<b>\$0</b>	<b>\$37,995</b>	<b>\$0</b>	<b>\$0</b>	<b>\$37,995</b>
<b>Item 436713 1 Totals:</b>	<b>\$0</b>	<b>\$0</b>	<b>\$13,750</b>	<b>\$0</b>	<b>\$37,995</b>	<b>\$0</b>	<b>\$0</b>	<b>\$51,745</b>

Item Number: **437002 1** Description: MADISON AVENUE FROM US 41 TO 78TH STREET (CR 573) L RTP: **106**  
 Related Project: 4370021 Extra Description: CONSTRUCT A 4 LANE DIVIDED ROADWAY (2 TO 4 LANES)  
 Project Length: 2.063 \*NON-SIS\*  
 Type of Work ADD LANES & RECONSTRUCT

Fund	<2017	2017	2018	2019	2020	2021	>2021	All Years
<b>CONSTRUCTION - Managed by HILLSBOROUGH COUNTY</b>								
CIGP	\$0	\$0	\$0	\$0	\$3,500,000	\$0	\$0	\$3,500,000
LFP	\$0	\$0	\$0	\$0	\$3,500,000	\$0	\$0	\$3,500,000
<b>Totals:</b>	<b>\$0</b>	<b>\$0</b>	<b>\$0</b>	<b>\$0</b>	<b>\$7,000,000</b>	<b>\$0</b>	<b>\$0</b>	<b>\$7,000,000</b>
<b>Item 437002 1 Totals:</b>	<b>\$0</b>	<b>\$0</b>	<b>\$0</b>	<b>\$0</b>	<b>\$7,000,000</b>	<b>\$0</b>	<b>\$0</b>	<b>\$7,000,000</b>

Item Number: **433071 2** Description: N 62ND STREET FROM CSX INTRMD ENTRANCE TO NORTH OF E COLUMBUS DRIVE L RTP: p. 177  
 Related Project: 4330711 Extra Description: CONSTRUCT ASPHALT ROADWAY  
 Project Length: 0.403  
 Type of Work INTERSECTION IMPROVEMENT \*SIS\*

Fund	<2017	2017	2018	2019	2020	2021	>2021	All Years
<b>RIGHT OF WAY - MANAGED BY FDOT</b>								
ACNP	\$0	\$2,501,400	\$0	\$0	\$0	\$0	\$0	\$2,501,400
<b>Totals:</b>	<b>\$0</b>	<b>\$2,501,400</b>	<b>\$0</b>	<b>\$0</b>	<b>\$0</b>	<b>\$0</b>	<b>\$0</b>	<b>\$2,501,400</b>
<b>CONSTRUCTION - MANAGED BY FDOT</b>								
ACNP	\$0	\$0	\$0	\$0	\$3,796,216	\$0	\$0	\$3,796,216
<b>Totals:</b>	<b>\$0</b>	<b>\$0</b>	<b>\$0</b>	<b>\$0</b>	<b>\$3,796,216</b>	<b>\$0</b>	<b>\$0</b>	<b>\$3,796,216</b>
<b>Item 433071 2 Totals:</b>	<b>\$0</b>	<b>\$2,501,400</b>	<b>\$0</b>	<b>\$0</b>	<b>\$3,796,216</b>	<b>\$0</b>	<b>\$0</b>	<b>\$6,297,616</b>

Item Number: **437243 1** Description: N ROME AVE FROM W KENNEDY BLVD TO W COLUMBUS DR L RTP: Crash reduction, p. 164  
 Related Project: 4372431 Extra Description: COMPLETE SIDEWALK GAPS AND BIKE LANES  
 Project Length: 1.513  
 Type of Work BIKE LANE/SIDEWALK \*NON-SIS\*

Fund	<2017	2017	2018	2019	2020	2021	>2021	All Years
<b>PRELIMINARY ENGINEERING - MANAGED BY CITY OF TAMPA</b>								
TALU	\$0	\$0	\$1,000	\$70,263	\$0	\$0	\$0	\$71,263
<b>Totals:</b>	<b>\$0</b>	<b>\$0</b>	<b>\$1,000</b>	<b>\$70,263</b>	<b>\$0</b>	<b>\$0</b>	<b>\$0</b>	<b>\$71,263</b>
<b>CONSTRUCTION - MANAGED BY CITY OF TAMPA</b>								
TALU	\$0	\$0	\$0	\$0	\$0	\$532,005	\$0	\$532,005
<b>Totals:</b>	<b>\$0</b>	<b>\$0</b>	<b>\$0</b>	<b>\$0</b>	<b>\$0</b>	<b>\$532,005</b>	<b>\$0</b>	<b>\$532,005</b>
<b>Item 437243 1 Totals:</b>	<b>\$0</b>	<b>\$0</b>	<b>\$1,000</b>	<b>\$70,263</b>	<b>\$0</b>	<b>\$532,005</b>	<b>\$0</b>	<b>\$603,268</b>

<u>Item Number:</u> <b>437248 1</b>	<u>Description:</u> OLD BIG BEND RD FROM W OF COVINGTON GARDEN DR TO W OF LINCOLN RD	<u>L RTP:</u> <b>Crash reduction, p. 164</b>
<u>Related Project:</u> 4372481	<u>Extra Description:</u> CONSTRUCT SIDEWALK TO FILL GAPS	
<u>Project Length:</u> 0.479		*NON-SIS*
<u>Type of Work</u> SIDEWALK		

Fund	<2017	2017	2018	2019	2020	2021	>2021	All Years
<b>PRELIMINARY ENGINEERING - MANAGED BY HILLSBOROUGH CO BOARD OF COUNTY</b>								
TALU	\$27,196	\$0	\$0	\$0	\$0	\$0	\$0	\$27,196
<b>Totals:</b>	<b>\$27,196</b>	<b>\$0</b>	<b>\$0</b>	<b>\$0</b>	<b>\$0</b>	<b>\$0</b>	<b>\$0</b>	<b>\$27,196</b>
<b>CONSTRUCTION - MANAGED BY HILLSBOROUGH CO BOARD OF COUNTY</b>								
TALU	\$0	\$0	\$153,385	\$0	\$0	\$0	\$0	\$153,385
<b>Totals:</b>	<b>\$0</b>	<b>\$0</b>	<b>\$153,385</b>	<b>\$0</b>	<b>\$0</b>	<b>\$0</b>	<b>\$0</b>	<b>\$153,385</b>
<b>Item 437248 1 Totals:</b>	<b>\$27,196</b>	<b>\$0</b>	<b>\$153,385</b>	<b>\$0</b>	<b>\$0</b>	<b>\$0</b>	<b>\$0</b>	<b>\$180,581</b>

<u>Item Number:</u> <b>437642 1</b>	<u>Description:</u> SR 39/COLLINS STREET FROM MERRICK ST TO E LAURA ST	<u>L RTP:</u> <b>Crash reduction, p. 164</b>
<u>Related Project:</u> 4376421	<u>Extra Description:</u> COMPLETE STREETS PROJECT	
<u>Project Length:</u> 0.498		*NON-SIS*
<u>Type of Work</u> TRAFFIC OPS IMPROVEMENT		

Fund	<2017	2017	2018	2019	2020	2021	>2021	All Years
<b>CONSTRUCTION - Managed by CITY OF PLANT CITY</b>								
DDR	\$0	\$700,000	\$0	\$0	\$0	\$0	\$0	\$700,000
<b>Totals:</b>	<b>\$0</b>	<b>\$700,000</b>	<b>\$0</b>	<b>\$0</b>	<b>\$0</b>	<b>\$0</b>	<b>\$0</b>	<b>\$700,000</b>
<b>Item 437642 1 Totals:</b>	<b>\$0</b>	<b>\$700,000</b>	<b>\$0</b>	<b>\$0</b>	<b>\$0</b>	<b>\$0</b>	<b>\$0</b>	<b>\$700,000</b>

<b>Item Number:</b> 425503 1	<b>Description:</b> SR 566 /THONOTOSASSA FROM W BAKER ST TO S OF TOWNSGATE CT	<b>LRTP:</b> System Preservation, p. 161
<b>Related Project:</b> 4255031	<b>Extra Description:</b> 4 LANES	
<b>Project Length:</b> 0.545		*NON-SIS*
<b>Type of Work</b> RESURFACING		

Fund	<2017	2017	2018	2019	2020	2021	>2021	All Years
<b>PRELIMINARY ENGINEERING - MANAGED BY FDOT</b>								
DDR	\$746,817	\$0	\$0	\$0	\$0	\$0	\$0	\$746,817
DS	\$23,142	\$0	\$0	\$0	\$0	\$0	\$0	\$23,142
DIH	\$69,267	\$0	\$0	\$0	\$0	\$0	\$0	\$69,267
<b>Totals:</b>	<b>\$839,226</b>	<b>\$0</b>	<b>\$0</b>	<b>\$0</b>	<b>\$0</b>	<b>\$0</b>	<b>\$0</b>	<b>\$839,226</b>
<b>CONSTRUCTION - MANAGED BY FDOT</b>								
DDR	\$0	\$1,381,312	\$0	\$0	\$0	\$0	\$0	\$1,381,312
DIH	\$0	\$40,883	\$0	\$0	\$0	\$0	\$0	\$40,883
DS	\$583	\$94,117	\$0	\$0	\$0	\$0	\$0	\$94,700
<b>Totals:</b>	<b>\$583</b>	<b>\$1,516,312</b>	<b>\$0</b>	<b>\$0</b>	<b>\$0</b>	<b>\$0</b>	<b>\$0</b>	<b>\$1,516,895</b>
<b>ENVIRONMENTAL - MANAGED BY FDOT</b>								
DS	\$10,000	\$0	\$0	\$0	\$0	\$0	\$0	\$10,000
<b>Totals:</b>	<b>\$10,000</b>	<b>\$0</b>	<b>\$0</b>	<b>\$0</b>	<b>\$0</b>	<b>\$0</b>	<b>\$0</b>	<b>\$10,000</b>
<b>Item 425503 1 Totals:</b>	<b>\$849,809</b>	<b>\$1,516,312</b>	<b>\$0</b>	<b>\$0</b>	<b>\$0</b>	<b>\$0</b>	<b>\$0</b>	<b>\$2,366,121</b>

<b>Item Number:</b> 435911 2	<b>Description:</b> SR 574 FROM N 40TH ST TO I-4	<b>LRTP:</b> Crash reduction, p. 164
<b>Related Project:</b> 4359111	<b>Extra Description:</b>	
<b>Project Length:</b> 1.969		*NON-SIS*
<b>Type of Work</b> PRELIMINARY ENGINEERING		

Fund	<2017	2017	2018	2019	2020	2021	>2021	All Years
<b>PRELIMINARY ENGINEERING - MANAGED BY FDOT</b>								
DDR	\$0	\$1,834,083	\$0	\$0	\$0	\$0	\$0	\$1,834,083
DS	\$0	\$165,917	\$0	\$0	\$0	\$0	\$0	\$165,917
DIH	\$0	\$2,000	\$0	\$0	\$0	\$0	\$0	\$2,000
<b>Totals:</b>	<b>\$0</b>	<b>\$2,002,000</b>	<b>\$0</b>	<b>\$0</b>	<b>\$0</b>	<b>\$0</b>	<b>\$0</b>	<b>\$2,002,000</b>
<b>Item 435911 2 Totals:</b>	<b>\$0</b>	<b>\$2,002,000</b>	<b>\$0</b>	<b>\$0</b>	<b>\$0</b>	<b>\$0</b>	<b>\$0</b>	<b>\$2,002,000</b>

Item Number: <b>255893 4</b>	Description: SR 574 (MLK BLVD) FROM EAST OF KINGSWAY RD TO E OF MCINTOSH RD	L RTP: <b>122 C</b>
Related Project: 2558931	Extra Description: 2 TO 4 LANES	
Project Length: 2.35		*NON-SIS*
Type of Work: ADD LANES & RECONSTRUCT		

Fund	<2017	2017	2018	2019	2020	2021	>2021	All Years
<b>PRELIMINARY ENGINEERING - MANAGED BY FDOT</b>								
DDR	\$3,377,691	\$0	\$0	\$0	\$0	\$0	\$0	\$3,377,691
DS	\$1,099,298	\$0	\$0	\$0	\$0	\$0	\$0	\$1,099,298
DIH	\$144,216	\$0	\$0	\$0	\$0	\$0	\$0	\$144,216
DEMw	\$227	\$0	\$0	\$0	\$0	\$0	\$0	\$227
<b>Totals:</b>	<b>\$4,621,432</b>	<b>\$0</b>	<b>\$0</b>	<b>\$0</b>	<b>\$0</b>	<b>\$0</b>	<b>\$0</b>	<b>\$4,621,432</b>
<b>RIGHT OF WAY - MANAGED BY FDOT</b>								
DS	\$248,970	\$435,651	\$496,853	\$933,605	\$0	\$0	\$0	\$2,115,079
DIH	\$780,000	\$80,000	\$0	\$0	\$0	\$0	\$0	\$860,000
DDR	\$6,308,998	\$5,309,268	\$9,812,955	\$0	\$0	\$0	\$0	\$21,431,221
<b>Totals:</b>	<b>\$7,337,968</b>	<b>\$5,824,919</b>	<b>\$10,309,808</b>	<b>\$933,605</b>	<b>\$0</b>	<b>\$0</b>	<b>\$0</b>	<b>\$24,406,300</b>
<b>CONSTRUCTION - MANAGED BY FDOT</b>								
DIH	\$0	\$0	\$309,069	\$0	\$0	\$0	\$0	\$309,069
DDR	\$0	\$0	\$22,784,490	\$0	\$0	\$0	\$0	\$22,784,490
<b>Totals:</b>	<b>\$0</b>	<b>\$0</b>	<b>\$23,093,559</b>	<b>\$0</b>	<b>\$0</b>	<b>\$0</b>	<b>\$0</b>	<b>\$23,093,559</b>
<b>ENVIRONMENTAL - MANAGED BY FDOT</b>								
DS	\$21,156	\$0	\$0	\$0	\$0	\$0	\$0	\$21,156
DDR	\$10,959	\$0	\$0	\$0	\$0	\$0	\$0	\$10,959
<b>Totals:</b>	<b>\$32,115</b>	<b>\$0</b>	<b>\$0</b>	<b>\$0</b>	<b>\$0</b>	<b>\$0</b>	<b>\$0</b>	<b>\$32,115</b>
<b>RAILROAD &amp; UTILITIES - MANAGED BY FDOT</b>								
DS	\$20,000	\$0	\$0	\$0	\$0	\$0	\$0	\$20,000
<b>Totals:</b>	<b>\$20,000</b>	<b>\$0</b>	<b>\$0</b>	<b>\$0</b>	<b>\$0</b>	<b>\$0</b>	<b>\$0</b>	<b>\$20,000</b>
<b>Item 255893 4 Totals:</b>	<b>\$12,011,515</b>	<b>\$5,824,919</b>	<b>\$33,403,367</b>	<b>\$933,605</b>	<b>\$0</b>	<b>\$0</b>	<b>\$0</b>	<b>\$52,173,406</b>

<u>Item Number:</u> <b>433865 1</b>	<u>Description:</u> SR 574 (MLK BLVD) FM E IDA ST TO W OF 30TH FM E OF 38TH ST TO 39TH	<u>LRTP:</u> <b>Crash reduction, p. 164</b>
<u>Related Project:</u> 4338651	<u>Extra Description:</u> RR REPLACEMENT @ NGCN: 626906N AND NGCN: 624837B	
<u>Project Length:</u> 0.651		*NON-SIS*
<u>Type of Work</u> RAILROAD CROSSING		

Fund	<2017	2017	2018	2019	2020	2021	>2021	All Years
<b>PRELIMINARY ENGINEERING - MANAGED BY FDOT</b>								
DIH	\$11,000	\$0	\$0	\$0	\$0	\$0	\$0	\$11,000
DS	\$3,129	\$0	\$0	\$0	\$0	\$0	\$0	\$3,129
DDR	\$240,148	\$0	\$0	\$0	\$0	\$0	\$0	\$240,148
<b>Totals:</b>	<b>\$254,277</b>	<b>\$0</b>	<b>\$0</b>	<b>\$0</b>	<b>\$0</b>	<b>\$0</b>	<b>\$0</b>	<b>\$254,277</b>
<b>CONSTRUCTION - MANAGED BY FDOT</b>								
DDR	\$0	\$142,663	\$0	\$0	\$0	\$0	\$0	\$142,663
DIH	\$0	\$13,993	\$0	\$0	\$0	\$0	\$0	\$13,993
DS	\$0	\$188,947	\$0	\$0	\$0	\$0	\$0	\$188,947
<b>Totals:</b>	<b>\$0</b>	<b>\$345,603</b>	<b>\$0</b>	<b>\$0</b>	<b>\$0</b>	<b>\$0</b>	<b>\$0</b>	<b>\$345,603</b>
<b>RAILROAD &amp; UTILITIES - MANAGED BY FDOT</b>								
DDR	\$460,000	\$0	\$0	\$0	\$0	\$0	\$0	\$460,000
<b>Totals:</b>	<b>\$460,000</b>	<b>\$0</b>	<b>\$0</b>	<b>\$0</b>	<b>\$0</b>	<b>\$0</b>	<b>\$0</b>	<b>\$460,000</b>
<b>Item 433865 1 Totals:</b>	<b>\$714,277</b>	<b>\$345,603</b>	<b>\$0</b>	<b>\$0</b>	<b>\$0</b>	<b>\$0</b>	<b>\$0</b>	<b>\$1,059,880</b>

<u>Item Number:</u> <b>435911 1</b>	<u>Description:</u> SR 574 PD&E RE-EVAL FROM N 40TH ST TO I-4	<u>LRTP:</u> <b>Crash reduction, p. 164</b>
<u>Related Project:</u> 4359111	<u>Extra Description:</u> RE-EVALUATION CONSIDERING URBAN TYPICAL	
<u>Project Length:</u> 1.963		*NON-SIS*
<u>Type of Work</u> PD&E/EMO STUDY		

Fund	<2017	2017	2018	2019	2020	2021	>2021	All Years
<b>P D &amp; E - MANAGED BY FDOT</b>								
DIH	\$1,000	\$0	\$0	\$0	\$0	\$0	\$0	\$1,000
DDR	\$0	\$1,000,000	\$0	\$0	\$0	\$0	\$0	\$1,000,000
<b>Totals:</b>	<b>\$1,000</b>	<b>\$1,000,000</b>	<b>\$0</b>	<b>\$0</b>	<b>\$0</b>	<b>\$0</b>	<b>\$0</b>	<b>\$1,001,000</b>
<b>Item 435911 1 Totals:</b>	<b>\$1,000</b>	<b>\$1,000,000</b>	<b>\$0</b>	<b>\$0</b>	<b>\$0</b>	<b>\$0</b>	<b>\$0</b>	<b>\$1,001,000</b>

<b>Item Number:</b> 434736 1	<b>Description:</b> SR 574/W REYNOLDS ST FROM E OF TURKEY CREEK RD TO THONOTOSASSA RD	<b>LRTP:</b> System preservation, p. 161
<b>Related Project:</b> 4347361	<b>Extra Description:</b> 2 LANES	
<b>Project Length:</b> 2.231		*NON-SIS*
<b>Type of Work:</b> RESURFACING		

Fund	<2017	2017	2018	2019	2020	2021	>2021	All Years
<b>PRELIMINARY ENGINEERING - MANAGED BY FDOT</b>								
EB	\$294,000	\$0	\$0	\$0	\$0	\$0	\$0	\$294,000
ACSA	\$391,642	\$0	\$0	\$0	\$0	\$0	\$0	\$391,642
DDR	\$48,191	\$0	\$0	\$0	\$0	\$0	\$0	\$48,191
DIH	\$59,261	\$0	\$0	\$0	\$0	\$0	\$0	\$59,261
DS	\$46,010	\$0	\$0	\$0	\$0	\$0	\$0	\$46,010
SA	\$814,358	\$0	\$0	\$0	\$0	\$0	\$0	\$814,358
<b>Totals:</b>	<b>\$1,653,462</b>	<b>\$0</b>	<b>\$0</b>	<b>\$0</b>	<b>\$0</b>	<b>\$0</b>	<b>\$0</b>	<b>\$1,653,462</b>
<b>CONSTRUCTION - MANAGED BY FDOT</b>								
DS	\$0	\$164,360	\$0	\$0	\$0	\$0	\$0	\$164,360
DIH	\$0	\$71,417	\$0	\$0	\$0	\$0	\$0	\$71,417
DDR	\$0	\$2,636,086	\$0	\$0	\$0	\$0	\$0	\$2,636,086
<b>Totals:</b>	<b>\$0</b>	<b>\$2,871,863</b>	<b>\$0</b>	<b>\$0</b>	<b>\$0</b>	<b>\$0</b>	<b>\$0</b>	<b>\$2,871,863</b>
<b>ENVIRONMENTAL - MANAGED BY FDOT</b>								
DS	\$62,661	\$0	\$0	\$0	\$0	\$0	\$0	\$62,661
<b>Totals:</b>	<b>\$62,661</b>	<b>\$0</b>	<b>\$0</b>	<b>\$0</b>	<b>\$0</b>	<b>\$0</b>	<b>\$0</b>	<b>\$62,661</b>
<b>Item 434736 1 Totals:</b>	<b>\$1,716,123</b>	<b>\$2,871,863</b>	<b>\$0</b>	<b>\$0</b>	<b>\$0</b>	<b>\$0</b>	<b>\$0</b>	<b>\$4,587,986</b>



<u>Item Number:</u> <b>436481 1</b>	<u>Description:</u> SR 579 (FLETCHER AVE) FROM FLORIDA AVE TO NEBRASKA AVE	<u>LRTP:</u> <b>System preservation, p. 161</b>
<u>Related Project:</u> 4364811	<u>Extra Description:</u> 4 LANES	
<u>Project Length:</u> 0.499		*NON-SIS*
<u>Type of Work</u> RESURFACING		

Fund	<2017	2017	2018	2019	2020	2021	>2021	All Years
<b>PRELIMINARY ENGINEERING - MANAGED BY FDOT</b>								
DS	\$52,191	\$0	\$0	\$0	\$0	\$0	\$0	\$52,191
DIH	\$15,000	\$1,000	\$0	\$0	\$0	\$0	\$0	\$16,000
DDR	\$0	\$216,534	\$0	\$0	\$0	\$0	\$0	\$216,534
<b>Totals:</b>	<b>\$67,191</b>	<b>\$217,534</b>	<b>\$0</b>	<b>\$0</b>	<b>\$0</b>	<b>\$0</b>	<b>\$0</b>	<b>\$284,725</b>
<b>CONSTRUCTION - MANAGED BY FDOT</b>								
SA	\$0	\$0	\$0	\$493,046	\$0	\$0	\$0	\$493,046
<b>Totals:</b>	<b>\$0</b>	<b>\$0</b>	<b>\$0</b>	<b>\$493,046</b>	<b>\$0</b>	<b>\$0</b>	<b>\$0</b>	<b>\$493,046</b>
<b>Item 436481 1 Totals:</b>	<b>\$67,191</b>	<b>\$217,534</b>	<b>\$0</b>	<b>\$493,046</b>	<b>\$0</b>	<b>\$0</b>	<b>\$0</b>	<b>\$777,771</b>

<u>Item Number:</u> <b>435908 2</b>	<u>Description:</u> SR 580 / BUSCH BLVD FROM N DALE MABRY HWY TO N NEBRASKA	<u>LRTP:</u> <b>Crash reduction, p. 164</b>
<u>Related Project:</u> 4359081	<u>Extra Description:</u> URBAN CORRIDOR IMPROVEMENTS	
<u>Project Length:</u> 3.32		*NON-SIS*
<u>Type of Work</u> URBAN CORRIDOR IMPROVEMENT.		

Fund	<2017	2017	2018	2019	2020	2021	>2021	All Years
<b>PRELIMINARY ENGINEERING - MANAGED BY FDOT</b>								
DDR	\$0	\$711,343	\$0	\$0	\$0	\$0	\$0	\$711,343
DIH	\$1,000	\$1,000	\$0	\$0	\$0	\$0	\$0	\$2,000
DS	\$0	\$288,657	\$0	\$0	\$0	\$0	\$0	\$288,657
<b>Totals:</b>	<b>\$1,000</b>	<b>\$1,001,000</b>	<b>\$0</b>	<b>\$0</b>	<b>\$0</b>	<b>\$0</b>	<b>\$0</b>	<b>\$1,002,000</b>
<b>Item 435908 2 Totals:</b>	<b>\$1,000</b>	<b>\$1,001,000</b>	<b>\$0</b>	<b>\$0</b>	<b>\$0</b>	<b>\$0</b>	<b>\$0</b>	<b>\$1,002,000</b>

<b>Item Number:</b> 435908 1	<b>Description:</b> SR 580 / BUSCH BLVD STUDY FROM N DALE MABRY HWY TO N NEBRASKA AVE	<b>L RTP:</b> Crash reduction, p. 164
<b>Related Project:</b> 4359081	<b>Extra Description:</b> PDE-INCLUDES STUDY FOR URBAN CORRIDOR IMPROVEMENTS CORRIDOR STUDY INCLUDED WITH PDE PER K.BOGEN	
<b>Project Length:</b> 3.32		*NON-SIS*
<b>Type of Work</b> PD&E/EMO STUDY		

Fund	<2017	2017	2018	2019	2020	2021	>2021	All Years
<b>P D &amp; E - MANAGED BY FDOT</b>								
DIH	\$6,000	\$0	\$0	\$0	\$0	\$0	\$0	\$6,000
DS	\$0	\$400,000	\$0	\$0	\$0	\$0	\$0	\$400,000
<b>Totals:</b>	<b>\$6,000</b>	<b>\$400,000</b>	<b>\$0</b>	<b>\$0</b>	<b>\$0</b>	<b>\$0</b>	<b>\$0</b>	<b>\$406,000</b>
<b>Item 435908 1 Totals:</b>	<b>\$6,000</b>	<b>\$400,000</b>	<b>\$0</b>	<b>\$0</b>	<b>\$0</b>	<b>\$0</b>	<b>\$0</b>	<b>\$406,000</b>

<b>Item Number:</b> 437641 1	<b>Description:</b> SR 580/HILLSBOROUGH AVE FROM MEMORIAL HWY/SHELDON RD TO HIMES AVE	<b>L RTP:</b> Minimize congestion, p. 163
<b>Related Project:</b> 4376411	<b>Extra Description:</b> CONVERT, RELOCATE, CLOSE MEDIAN OPENINGS	
<b>Project Length:</b> 4.953		*SIS*
<b>Type of Work</b> ADD TURN LANE(S)		

Fund	<2017	2017	2018	2019	2020	2021	>2021	All Years
<b>PRELIMINARY ENGINEERING - MANAGED BY FDOT</b>								
HSP	\$0	\$0	\$770,000	\$0	\$0	\$0	\$0	\$770,000
DIH	\$0	\$1,000	\$0	\$0	\$0	\$0	\$0	\$1,000
<b>Totals:</b>	<b>\$0</b>	<b>\$1,000</b>	<b>\$770,000</b>	<b>\$0</b>	<b>\$0</b>	<b>\$0</b>	<b>\$0</b>	<b>\$771,000</b>
<b>CONSTRUCTION - MANAGED BY FDOT</b>								
HSP	\$0	\$0	\$0	\$0	\$939,446	\$0	\$0	\$939,446
DIH	\$0	\$0	\$0	\$0	\$11,100	\$0	\$0	\$11,100
<b>Totals:</b>	<b>\$0</b>	<b>\$0</b>	<b>\$0</b>	<b>\$0</b>	<b>\$950,546</b>	<b>\$0</b>	<b>\$0</b>	<b>\$950,546</b>
<b>Item 437641 1 Totals:</b>	<b>\$0</b>	<b>\$1,000</b>	<b>\$770,000</b>	<b>\$0</b>	<b>\$950,546</b>	<b>\$0</b>	<b>\$0</b>	<b>\$1,721,546</b>

Item Number: **437530 1**      Description: SR 580/W BUSCH BLVD FROM E OF N ARMENIA TO W OF FLORIDA AVE      L RTP: **System preservation, p. 161**  
 Related Project: 4375301      Extra Description: 4 LANES  
 Project Length: 1.282      \*NON-SIS\*  
 Type of Work RESURFACING

Fund	<2017	2017	2018	2019	2020	2021	>2021	All Years
<b>PRELIMINARY ENGINEERING - MANAGED BY FDOT</b>								
DIH	\$1,000	\$1,000	\$0	\$0	\$0	\$0	\$0	\$2,000
DDR	\$0	\$310,368	\$0	\$0	\$0	\$0	\$0	\$310,368
DS	\$409,133	\$0	\$0	\$0	\$0	\$0	\$0	\$409,133
<b>Totals:</b>	<b>\$410,133</b>	<b>\$311,368</b>	<b>\$0</b>	<b>\$0</b>	<b>\$0</b>	<b>\$0</b>	<b>\$0</b>	<b>\$721,501</b>
<b>CONSTRUCTION - MANAGED BY FDOT</b>								
NHRE	\$0	\$0	\$0	\$1,454,424	\$0	\$0	\$0	\$1,454,424
SA	\$0	\$0	\$0	\$381,477	\$0	\$0	\$0	\$381,477
<b>Totals:</b>	<b>\$0</b>	<b>\$0</b>	<b>\$0</b>	<b>\$1,835,901</b>	<b>\$0</b>	<b>\$0</b>	<b>\$0</b>	<b>\$1,835,901</b>
<b>Item 437530 1 Totals:</b>	<b>\$410,133</b>	<b>\$311,368</b>	<b>\$0</b>	<b>\$1,835,901</b>	<b>\$0</b>	<b>\$0</b>	<b>\$0</b>	<b>\$2,557,402</b>

Item Number: **436244 1**      Description: SR 582 / FOWLER AVE AT RAINTREE BLVD, GILLETTE AVE, N RIVERHILL DR      L RTP: **Minimize congestion, p. 163**  
 Related Project: 4362441      Extra Description: REBUILD EXISTING DIAGONAL SPAN-WIRE SIGNALS TO BOX  
 Project Length: 1.143      \*NON-SIS\*  
 Type of Work TRAFFIC SIGNAL UPDATE

Fund	<2017	2017	2018	2019	2020	2021	>2021	All Years
<b>PRELIMINARY ENGINEERING - MANAGED BY FDOT</b>								
DS	\$72,750	\$72,000	\$0	\$0	\$0	\$0	\$0	\$144,750
DIH	\$1,000	\$0	\$0	\$0	\$0	\$0	\$0	\$1,000
<b>Totals:</b>	<b>\$73,750</b>	<b>\$72,000</b>	<b>\$0</b>	<b>\$0</b>	<b>\$0</b>	<b>\$0</b>	<b>\$0</b>	<b>\$145,750</b>
<b>RIGHT OF WAY - MANAGED BY FDOT</b>								
DDR	\$0	\$0	\$0	\$0	\$342,300	\$0	\$0	\$342,300
DIH	\$0	\$0	\$0	\$0	\$40,000	\$0	\$0	\$40,000
<b>Totals:</b>	<b>\$0</b>	<b>\$0</b>	<b>\$0</b>	<b>\$0</b>	<b>\$382,300</b>	<b>\$0</b>	<b>\$0</b>	<b>\$382,300</b>
<b>Item 436244 1 Totals:</b>	<b>\$73,750</b>	<b>\$72,000</b>	<b>\$0</b>	<b>\$0</b>	<b>\$382,300</b>	<b>\$0</b>	<b>\$0</b>	<b>\$528,050</b>

<b>Item Number:</b> 420933 2	<b>Description:</b> SR 597 (N DALE MABRY) FROM VAN DYKE RD TO COUNTY LINE ROAD	<b>LRTP:</b> Fig. 3-34
<b>Related Project:</b> 4209331	<b>Extra Description:</b> FRONTAGE ROADS NB & SB 0-2 LANES, RECONSTRUCT MAINLINE	
<b>Project Length:</b> 3.605		<b>*SIS*</b>
<b>Type of Work:</b> ADD LANES & RECONSTRUCT		

Fund	<2017	2017	2018	2019	2020	2021	>2021	All Years
<b>PRELIMINARY ENGINEERING - MANAGED BY FDOT</b>								
DDR	\$0	\$691,905	\$0	\$0	\$0	\$0	\$0	\$691,905
DIH	\$0	\$50,000	\$0	\$0	\$0	\$0	\$0	\$50,000
<b>Totals:</b>	<b>\$0</b>	<b>\$741,905</b>	<b>\$0</b>	<b>\$0</b>	<b>\$0</b>	<b>\$0</b>	<b>\$0</b>	<b>\$741,905</b>
<b>Item 420933 2 Totals:</b>	<b>\$0</b>	<b>\$741,905</b>	<b>\$0</b>	<b>\$0</b>	<b>\$0</b>	<b>\$0</b>	<b>\$0</b>	<b>\$741,905</b>

<b>Item Number:</b> 438722 1	<b>Description:</b> SR 599/40TH AT CROSSING NGCN 624839P, ARF 375, RR MP 863.95	<b>LRTP:</b> Crash reduction, p. 164
<b>Related Project:</b> 4387221	<b>Extra Description:</b> NEED SB L CANTILEVER LOCATE IN MEDIAN FOR 7 SETS OF LED'S	
<b>Project Length:</b> 0		<b>*NON-SIS*</b>
<b>Type of Work:</b> RAIL SAFETY PROJECT		

Fund	<2017	2017	2018	2019	2020	2021	>2021	All Years
<b>RAILROAD &amp; UTILITIES - MANAGED BY FDOT</b>								
RHP	\$0	\$176,189	\$0	\$0	\$0	\$0	\$0	\$176,189
<b>Totals:</b>	<b>\$0</b>	<b>\$176,189</b>	<b>\$0</b>	<b>\$0</b>	<b>\$0</b>	<b>\$0</b>	<b>\$0</b>	<b>\$176,189</b>
<b>Item 438722 1 Totals:</b>	<b>\$0</b>	<b>\$176,189</b>	<b>\$0</b>	<b>\$0</b>	<b>\$0</b>	<b>\$0</b>	<b>\$0</b>	<b>\$176,189</b>

Item Number: **437549 1**      Description: SR 60 AT RAILROAD CROSSING 624572-B E OF CLARENCE GORDON JR RD      LRTP: **Minimize congestion, p. 163**  
 Related Project: 4375491      Extra Description: DESIGN AND CONSTRUCT REPLACEMENT OF CONCRETE PANELS AND TUB  
 Project Length: 0.038  
 Type of Work RAILROAD CROSSING **\*SIS\***

Fund	<2017	2017	2018	2019	2020	2021	>2021	All Years
<b>PRELIMINARY ENGINEERING - MANAGED BY FDOT</b>								
DS	\$53,011	\$0	\$0	\$0	\$0	\$0	\$0	\$53,011
DIH	\$0	\$1,000	\$0	\$0	\$0	\$0	\$0	\$1,000
DDR	\$0	\$149,989	\$0	\$0	\$0	\$0	\$0	\$149,989
<b>Totals:</b>	<b>\$53,011</b>	<b>\$150,989</b>	<b>\$0</b>	<b>\$0</b>	<b>\$0</b>	<b>\$0</b>	<b>\$0</b>	<b>\$204,000</b>
<b>CONSTRUCTION - MANAGED BY FDOT</b>								
DDR	\$0	\$0	\$58,336	\$0	\$0	\$0	\$0	\$58,336
DIH	\$0	\$0	\$10,343	\$0	\$0	\$0	\$0	\$10,343
<b>Totals:</b>	<b>\$0</b>	<b>\$0</b>	<b>\$68,679</b>	<b>\$0</b>	<b>\$0</b>	<b>\$0</b>	<b>\$0</b>	<b>\$68,679</b>
<b>RAILROAD &amp; UTILITIES - MANAGED BY FDOT</b>								
DDR	\$0	\$500,000	\$0	\$0	\$0	\$0	\$0	\$500,000
<b>Totals:</b>	<b>\$0</b>	<b>\$500,000</b>	<b>\$0</b>	<b>\$0</b>	<b>\$0</b>	<b>\$0</b>	<b>\$0</b>	<b>\$500,000</b>
<b>Item 437549 1 Totals:</b>	<b>\$53,011</b>	<b>\$650,989</b>	<b>\$68,679</b>	<b>\$0</b>	<b>\$0</b>	<b>\$0</b>	<b>\$0</b>	<b>\$772,679</b>

Item Number: **438542 1**      Description: SR 60 FR KINGS AVE TO RIDGEWOOD AVE      LRTP: **Minimize congestion, p. 163**  
 Related Project: 4385421      Extra Description: FOR PURCHASE OF ADVANCED SIGNAL CONTROL TECH  
 Project Length: 1.13  
 Type of Work PURCHASE VEHICLES/EQUIPMENT **\*SIS\***

Fund	<2017	2017	2018	2019	2020	2021	>2021	All Years
<b>CONSTRUCTION - MANAGED BY FDOT</b>								
DITS	\$0	\$700,000	\$0	\$0	\$0	\$0	\$0	\$700,000
<b>Totals:</b>	<b>\$0</b>	<b>\$700,000</b>	<b>\$0</b>	<b>\$0</b>	<b>\$0</b>	<b>\$0</b>	<b>\$0</b>	<b>\$700,000</b>
<b>Item 438542 1 Totals:</b>	<b>\$0</b>	<b>\$700,000</b>	<b>\$0</b>	<b>\$0</b>	<b>\$0</b>	<b>\$0</b>	<b>\$0</b>	<b>\$700,000</b>

Item Number: <b>405525 2</b>	Description: SR 60 (ADAMO DR) FROM E OF US 301 TO W OF FALKENBURG RD	L RTP: <b>110</b>
Related Project: 4055251	Extra Description: 4 TO 6 LANES GOES WITH 434738-1	
Project Length: 0.959		*NON-SIS*
Type of Work: ADD LANES & RECONSTRUCT		

Fund	<2017	2017	2018	2019	2020	2021	>2021	All Years
<b>PRELIMINARY ENGINEERING - MANAGED BY FDOT</b>								
DIH	\$108,422	\$0	\$0	\$0	\$0	\$0	\$0	\$108,422
DS	\$558,981	\$0	\$0	\$0	\$0	\$0	\$0	\$558,981
DDR	\$1,844,071	\$0	\$0	\$0	\$0	\$0	\$0	\$1,844,071
<b>Totals:</b>	<b>\$2,511,474</b>	<b>\$0</b>	<b>\$0</b>	<b>\$0</b>	<b>\$0</b>	<b>\$0</b>	<b>\$0</b>	<b>\$2,511,474</b>
<b>RIGHT OF WAY - MANAGED BY FDOT</b>								
DDR	\$855,450	\$0	\$0	\$0	\$0	\$0	\$0	\$855,450
DIH	\$20,296	\$0	\$0	\$0	\$0	\$0	\$0	\$20,296
<b>Totals:</b>	<b>\$875,746</b>	<b>\$0</b>	<b>\$0</b>	<b>\$0</b>	<b>\$0</b>	<b>\$0</b>	<b>\$0</b>	<b>\$875,746</b>
<b>CONSTRUCTION - MANAGED BY FDOT</b>								
DIH	\$0	\$289,110	\$0	\$0	\$0	\$0	\$0	\$289,110
LF	\$0	\$163,558	\$0	\$0	\$0	\$0	\$0	\$163,558
DDR	\$0	\$19,233,921	\$0	\$0	\$0	\$0	\$0	\$19,233,921
<b>Totals:</b>	<b>\$0</b>	<b>\$19,686,589</b>	<b>\$0</b>	<b>\$0</b>	<b>\$0</b>	<b>\$0</b>	<b>\$0</b>	<b>\$19,686,589</b>
<b>CONTRACT INCENTIVES - MANAGED BY FDOT</b>								
DDR	\$0	\$0	\$400,000	\$0	\$0	\$0	\$0	\$400,000
<b>Totals:</b>	<b>\$0</b>	<b>\$0</b>	<b>\$400,000</b>	<b>\$0</b>	<b>\$0</b>	<b>\$0</b>	<b>\$0</b>	<b>\$400,000</b>
<b>ENVIRONMENTAL - MANAGED BY FDOT</b>								
DS	\$98,016	\$0	\$0	\$0	\$0	\$0	\$0	\$98,016
<b>Totals:</b>	<b>\$98,016</b>	<b>\$0</b>	<b>\$0</b>	<b>\$0</b>	<b>\$0</b>	<b>\$0</b>	<b>\$0</b>	<b>\$98,016</b>
<b>RAILROAD &amp; UTILITIES - MANAGED BY FDOT</b>								
LF	\$0	\$2,597,814	\$0	\$0	\$0	\$0	\$0	\$2,597,814
<b>Totals:</b>	<b>\$0</b>	<b>\$2,597,814</b>	<b>\$0</b>	<b>\$0</b>	<b>\$0</b>	<b>\$0</b>	<b>\$0</b>	<b>\$2,597,814</b>
<b>Item 405525 2 Totals:</b>	<b>\$3,485,236</b>	<b>\$22,284,403</b>	<b>\$400,000</b>	<b>\$0</b>	<b>\$0</b>	<b>\$0</b>	<b>\$0</b>	<b>\$26,169,639</b>

<b>Item Number:</b> 434738 1	<b>Description:</b> SR 60 (ADAMO DR) FM W OF FALKENBURG RD TO W OF LAKE KATHY ENTRANCE DR	<b>LRTP:</b> System preservation, p. 161
<b>Related Project:</b> 4347381	<b>Extra Description:</b> 7 LANES	
<b>Project Length:</b> 0.923		<b>*SIS*</b>
<b>Type of Work:</b> RESURFACING		

Fund	<2017	2017	2018	2019	2020	2021	>2021	All Years
<b>PRELIMINARY ENGINEERING - MANAGED BY FDOT</b>								
DIH	\$36,719	\$0	\$0	\$0	\$0	\$0	\$0	\$36,719
DDR	\$106,230	\$0	\$0	\$0	\$0	\$0	\$0	\$106,230
DS	\$445,132	\$0	\$0	\$0	\$0	\$0	\$0	\$445,132
<b>Totals:</b>	<b>\$588,081</b>	<b>\$0</b>	<b>\$0</b>	<b>\$0</b>	<b>\$0</b>	<b>\$0</b>	<b>\$0</b>	<b>\$588,081</b>
<b>CONSTRUCTION - MANAGED BY FDOT</b>								
DS	\$205	\$0	\$0	\$0	\$0	\$0	\$0	\$205
DIH	\$0	\$101,254	\$0	\$0	\$0	\$0	\$0	\$101,254
DDR	\$0	\$3,597,368	\$0	\$0	\$0	\$0	\$0	\$3,597,368
<b>Totals:</b>	<b>\$205</b>	<b>\$3,698,622</b>	<b>\$0</b>	<b>\$0</b>	<b>\$0</b>	<b>\$0</b>	<b>\$0</b>	<b>\$3,698,827</b>
<b>ENVIRONMENTAL - MANAGED BY FDOT</b>								
DS	\$10,000	\$0	\$0	\$0	\$0	\$0	\$0	\$10,000
<b>Totals:</b>	<b>\$10,000</b>	<b>\$0</b>	<b>\$0</b>	<b>\$0</b>	<b>\$0</b>	<b>\$0</b>	<b>\$0</b>	<b>\$10,000</b>
<b>Item 434738 1 Totals:</b>	<b>\$598,286</b>	<b>\$3,698,622</b>	<b>\$0</b>	<b>\$0</b>	<b>\$0</b>	<b>\$0</b>	<b>\$0</b>	<b>\$4,296,908</b>

<b>Item Number:</b> 424507 2	<b>Description:</b> SR 60 (CCAMPBLL CWY) FM PINELLAS COUNTY LINE TO N OF ROCKY POINT DR	<b>L RTP:</b> Minimize congestion, p. 163
<b>Related Project:</b> 4245071	<b>Extra Description:</b> TAMPA BAY SUNGUIDE PH IV, ADD ITS, REPLACE EXISTING LIGHTING	
<b>Project Length:</b> 5.012		*NON-SIS*
<b>Type of Work</b> ITS FREEWAY MANAGEMENT		

Fund	<2017	2017	2018	2019	2020	2021	>2021	All Years
<b>PRELIMINARY ENGINEERING - MANAGED BY FDOT</b>								
DITS	\$0	\$160,580	\$0	\$0	\$0	\$0	\$0	\$160,580
DS	\$32,631	\$0	\$0	\$0	\$0	\$0	\$0	\$32,631
DIH	\$11,999	\$0	\$0	\$0	\$0	\$0	\$0	\$11,999
DDR	\$17,168	\$0	\$0	\$0	\$0	\$0	\$0	\$17,168
<b>Totals:</b>	<b>\$61,798</b>	<b>\$160,580</b>	<b>\$0</b>	<b>\$0</b>	<b>\$0</b>	<b>\$0</b>	<b>\$0</b>	<b>\$222,378</b>
<b>DESIGN BUILD - MANAGED BY FDOT</b>								
DITS	\$0	\$3,233,042	\$0	\$0	\$0	\$0	\$0	\$3,233,042
DIH	\$0	\$105,442	\$0	\$0	\$0	\$0	\$0	\$105,442
DDR	\$0	\$4,467,947	\$0	\$0	\$0	\$0	\$0	\$4,467,947
<b>Totals:</b>	<b>\$0</b>	<b>\$7,806,431</b>	<b>\$0</b>	<b>\$0</b>	<b>\$0</b>	<b>\$0</b>	<b>\$0</b>	<b>\$7,806,431</b>
<b>Item 424507 2 Totals:</b>	<b>\$61,798</b>	<b>\$7,967,011</b>	<b>\$0</b>	<b>\$0</b>	<b>\$0</b>	<b>\$0</b>	<b>\$0</b>	<b>\$8,028,809</b>



<b>Item Number:</b> 416856 1	<b>Description:</b> SR 60 (KENNEDY BLVD) FROM W OF ARMENIA AVE TO E OF BREVARD AVE	<b>L RTP:</b> Minimize congestion, p. 163
<b>Related Project:</b> 4168561	<b>Extra Description:</b> TRAFFIC SIGNALS AT 5 LOCATIONS	
<b>Project Length:</b> 1.147		*NON-SIS*
<b>Type of Work:</b> TRAFFIC SIGNAL UPDATE		

Fund	<2017	2017	2018	2019	2020	2021	>2021	All Years
<b>PRELIMINARY ENGINEERING - MANAGED BY FDOT</b>								
DDR	\$932,194	\$0	\$0	\$0	\$0	\$0	\$0	\$932,194
DIH	\$80,649	\$0	\$0	\$0	\$0	\$0	\$0	\$80,649
DS	\$66,969	\$0	\$0	\$0	\$0	\$0	\$0	\$66,969
<b>Totals:</b>	<b>\$1,079,812</b>	<b>\$0</b>	<b>\$0</b>	<b>\$0</b>	<b>\$0</b>	<b>\$0</b>	<b>\$0</b>	<b>\$1,079,812</b>
<b>RIGHT OF WAY - MANAGED BY FDOT</b>								
DIH	\$60,000	\$100,000	\$0	\$0	\$0	\$0	\$0	\$160,000
DDR	\$639,600	\$806,700	\$0	\$0	\$0	\$0	\$0	\$1,446,300
<b>Totals:</b>	<b>\$699,600</b>	<b>\$906,700</b>	<b>\$0</b>	<b>\$0</b>	<b>\$0</b>	<b>\$0</b>	<b>\$0</b>	<b>\$1,606,300</b>
<b>CONSTRUCTION - MANAGED BY FDOT</b>								
DS	\$0	\$0	\$0	\$1,002,525	\$0	\$0	\$0	\$1,002,525
DIH	\$0	\$0	\$0	\$24,898	\$0	\$0	\$0	\$24,898
DDR	\$0	\$0	\$0	\$774,670	\$0	\$0	\$0	\$774,670
<b>Totals:</b>	<b>\$0</b>	<b>\$0</b>	<b>\$0</b>	<b>\$1,802,093</b>	<b>\$0</b>	<b>\$0</b>	<b>\$0</b>	<b>\$1,802,093</b>
<b>ENVIRONMENTAL - MANAGED BY FDOT</b>								
DS	\$57,798	\$0	\$0	\$0	\$0	\$0	\$0	\$57,798
<b>Totals:</b>	<b>\$57,798</b>	<b>\$0</b>	<b>\$0</b>	<b>\$0</b>	<b>\$0</b>	<b>\$0</b>	<b>\$0</b>	<b>\$57,798</b>
<b>RAILROAD &amp; UTILITIES - MANAGED BY FDOT</b>								
DDR	\$0	\$0	\$50,000	\$0	\$0	\$0	\$0	\$50,000
DS	\$20,000	\$0	\$0	\$0	\$0	\$0	\$0	\$20,000
<b>Totals:</b>	<b>\$20,000</b>	<b>\$0</b>	<b>\$50,000</b>	<b>\$0</b>	<b>\$0</b>	<b>\$0</b>	<b>\$0</b>	<b>\$70,000</b>
<b>Item 416856 1 Totals:</b>	<b>\$1,857,210</b>	<b>\$906,700</b>	<b>\$50,000</b>	<b>\$1,802,093</b>	<b>\$0</b>	<b>\$0</b>	<b>\$0</b>	<b>\$4,616,003</b>

Item Number: **433535 3** Description: SR 60 (SR 589) FROM N OF INDEPENDENCE TO I-275 AT WESTSHORE L RTP: **1093**  
 Related Project: 2583981 Extra Description: INTERCHANGE IMPROVEMENTS, TBX SEGMENT 4  
 Project Length: 3.555 **\*SIS\***  
 Type of Work INTERCHANGE (NEW)

Fund	<2017	2017	2018	2019	2020	2021	>2021	All Years
<b>RIGHT OF WAY - MANAGED BY FDOT</b>								
BNIR	\$0	\$0	\$0	\$0	\$0	\$45,981,000	\$0	\$45,981,000
DIH	\$0	\$0	\$0	\$0	\$0	\$20,000	\$0	\$20,000
<b>Totals:</b>	<b>\$0</b>	<b>\$0</b>	<b>\$0</b>	<b>\$0</b>	<b>\$0</b>	<b>\$46,001,000</b>	<b>\$0</b>	<b>\$46,001,000</b>
<b>CONSTRUCTION - MANAGED BY FDOT</b>								
ACNP	\$0	\$0	\$0	\$0	\$0	\$0	\$116,573,143	\$116,573,143
<b>Totals:</b>	<b>\$0</b>	<b>\$0</b>	<b>\$0</b>	<b>\$0</b>	<b>\$0</b>	<b>\$0</b>	<b>\$116,573,143</b>	<b>\$116,573,143</b>
<b>ENVIRONMENTAL - MANAGED BY FDOT</b>								
DEM	\$0	\$605,000	\$0	\$0	\$0	\$0	\$0	\$605,000
<b>Totals:</b>	<b>\$0</b>	<b>\$605,000</b>	<b>\$0</b>	<b>\$0</b>	<b>\$0</b>	<b>\$0</b>	<b>\$0</b>	<b>\$605,000</b>
<b>Item 433535 3 Totals:</b>	<b>\$0</b>	<b>\$605,000</b>	<b>\$0</b>	<b>\$0</b>	<b>\$0</b>	<b>\$46,001,000</b>	<b>\$116,573,143</b>	<b>\$163,179,143</b>

Item Number: **436041 1** Description: SR 60 / BRANDON BLVD FROM W OF BRANDON TOWN CTR TO GORNTO LAKE DR L RTP: **Minimize congestion, p. 163**  
 Related Project: 4360411 Extra Description: ADD TURN LANES AND CLOSE EB TURN LANE TO LAKE KATHY IMPROVE SIGNALIZATION ON RAMP  
 Project Length: 0.446 **\*SIS\***  
 Type of Work ADD TURN LANE(S)

Fund	<2017	2017	2018	2019	2020	2021	>2021	All Years
<b>PRELIMINARY ENGINEERING - MANAGED BY FDOT</b>								
HSP	\$0	\$557,000	\$0	\$0	\$0	\$0	\$0	\$557,000
<b>Totals:</b>	<b>\$0</b>	<b>\$557,000</b>	<b>\$0</b>	<b>\$0</b>	<b>\$0</b>	<b>\$0</b>	<b>\$0</b>	<b>\$557,000</b>
<b>Item 436041 1 Totals:</b>	<b>\$0</b>	<b>\$557,000</b>	<b>\$0</b>	<b>\$0</b>	<b>\$0</b>	<b>\$0</b>	<b>\$0</b>	<b>\$557,000</b>

<b>Item Number:</b> 436491 1	<b>Description:</b> SR 60/E KENNEDY BLVD FROM W OF N NEBRASKA AVE TO E OF N ASHLEY ST	<b>LRTP:</b> System preservation, p. 161
<b>Related Project:</b> 4364911	<b>Extra Description:</b> 4 LANES	
<b>Project Length:</b> 0.58		*NON-SIS*
<b>Type of Work:</b> RESURFACING		

Fund	<2017	2017	2018	2019	2020	2021	>2021	All Years
<b>PRELIMINARY ENGINEERING - MANAGED BY FDOT</b>								
DDR	\$532,000	\$0	\$0	\$0	\$0	\$0	\$0	\$532,000
DIH	\$18,085	\$0	\$0	\$0	\$0	\$0	\$0	\$18,085
DS	\$148,945	\$0	\$0	\$0	\$0	\$0	\$0	\$148,945
<b>Totals:</b>	<b>\$699,030</b>	<b>\$0</b>	<b>\$0</b>	<b>\$0</b>	<b>\$0</b>	<b>\$0</b>	<b>\$0</b>	<b>\$699,030</b>
<b>CONSTRUCTION - MANAGED BY FDOT</b>								
HSP	\$0	\$0	\$224,131	\$0	\$0	\$0	\$0	\$224,131
DDR	\$0	\$0	\$571,040	\$0	\$0	\$0	\$0	\$571,040
DIH	\$0	\$0	\$16,086	\$0	\$0	\$0	\$0	\$16,086
DS	\$372	\$0	\$15,690	\$0	\$0	\$0	\$0	\$16,062
<b>Totals:</b>	<b>\$372</b>	<b>\$0</b>	<b>\$826,947</b>	<b>\$0</b>	<b>\$0</b>	<b>\$0</b>	<b>\$0</b>	<b>\$827,319</b>
<b>Item 436491 1 Totals:</b>	<b>\$699,402</b>	<b>\$0</b>	<b>\$826,947</b>	<b>\$0</b>	<b>\$0</b>	<b>\$0</b>	<b>\$0</b>	<b>\$1,526,349</b>

<b>Item Number:</b> 434841 1	<b>Description:</b> SR 60/W KENNEDY BLVD ST FROM W OF BREVARD AVE TO MERIDIAN AVE	<b>L RTP:</b> System preservation, p. 161
<b>Related Project:</b> 4348411	<b>Extra Description:</b> 4 LANES,USB41/SR60/685/45/W KENNEDY/JACKSON/NEBRASKA/ASHLEY	
<b>Project Length:</b> 1.28		*NON-SIS*
<b>Type of Work:</b> RESURFACING		

Fund	<2017	2017	2018	2019	2020	2021	>2021	All Years
<b>PRELIMINARY ENGINEERING - MANAGED BY FDOT</b>								
DS	\$788	\$0	\$0	\$0	\$0	\$0	\$0	\$788
DIH	\$91,575	\$0	\$0	\$0	\$0	\$0	\$0	\$91,575
DDR	\$5,961	\$0	\$0	\$0	\$0	\$0	\$0	\$5,961
<b>Totals:</b>	<b>\$98,324</b>	<b>\$0</b>	<b>\$0</b>	<b>\$0</b>	<b>\$0</b>	<b>\$0</b>	<b>\$0</b>	<b>\$98,324</b>
<b>CONSTRUCTION - MANAGED BY FDOT</b>								
HSP	\$0	\$778,719	\$0	\$0	\$0	\$0	\$0	\$778,719
DS	\$0	\$453,485	\$0	\$0	\$0	\$0	\$0	\$453,485
DIH	\$0	\$36,906	\$0	\$0	\$0	\$0	\$0	\$36,906
DDR	\$0	\$1,310,168	\$0	\$0	\$0	\$0	\$0	\$1,310,168
<b>Totals:</b>	<b>\$0</b>	<b>\$2,579,278</b>	<b>\$0</b>	<b>\$0</b>	<b>\$0</b>	<b>\$0</b>	<b>\$0</b>	<b>\$2,579,278</b>
<b>ENVIRONMENTAL - MANAGED BY FDOT</b>								
DS	\$10,000	\$0	\$0	\$0	\$0	\$0	\$0	\$10,000
<b>Totals:</b>	<b>\$10,000</b>	<b>\$0</b>	<b>\$0</b>	<b>\$0</b>	<b>\$0</b>	<b>\$0</b>	<b>\$0</b>	<b>\$10,000</b>
<b>RAILROAD &amp; UTILITIES - MANAGED BY FDOT</b>								
DS	\$20,000	\$0	\$0	\$0	\$0	\$0	\$0	\$20,000
<b>Totals:</b>	<b>\$20,000</b>	<b>\$0</b>	<b>\$0</b>	<b>\$0</b>	<b>\$0</b>	<b>\$0</b>	<b>\$0</b>	<b>\$20,000</b>
<b>Item 434841 1 Totals:</b>	<b>\$128,324</b>	<b>\$2,579,278</b>	<b>\$0</b>	<b>\$0</b>	<b>\$0</b>	<b>\$0</b>	<b>\$0</b>	<b>\$2,707,602</b>

<u>Item Number:</u> <b>436495 1</b>	<u>Description:</u> SR 674/SUN CITY CENTER FROM E OF COMMERCIAL CTR DR TO E OF US 301/SR43	<u>LRTP:</u> <b>System preservation, p. 161</b>
<u>Related Project:</u> 4364951	<u>Extra Description:</u> 4 LANES	
<u>Project Length:</u> 2.922		*NON-SIS*
<u>Type of Work</u> RESURFACING		

Fund	<2017	2017	2018	2019	2020	2021	>2021	All Years
<b>PRELIMINARY ENGINEERING - MANAGED BY FDOT</b>								
DS	\$3,774	\$0	\$0	\$0	\$0	\$0	\$0	\$3,774
DIH	\$31,000	\$0	\$0	\$0	\$0	\$0	\$0	\$31,000
DDR	\$1,328,738	\$0	\$0	\$0	\$0	\$0	\$0	\$1,328,738
<b>Totals:</b>	<b>\$1,363,512</b>	<b>\$0</b>	<b>\$0</b>	<b>\$0</b>	<b>\$0</b>	<b>\$0</b>	<b>\$0</b>	<b>\$1,363,512</b>
<b>CONSTRUCTION - MANAGED BY FDOT</b>								
DDR	\$0	\$0	\$4,144,301	\$0	\$0	\$0	\$0	\$4,144,301
DS	\$385	\$0	\$0	\$0	\$0	\$0	\$0	\$385
DIH	\$0	\$0	\$116,741	\$0	\$0	\$0	\$0	\$116,741
<b>Totals:</b>	<b>\$385</b>	<b>\$0</b>	<b>\$4,261,042</b>	<b>\$0</b>	<b>\$0</b>	<b>\$0</b>	<b>\$0</b>	<b>\$4,261,427</b>
<b>Item 436495 1 Totals:</b>	<b>\$1,363,897</b>	<b>\$0</b>	<b>\$4,261,042</b>	<b>\$0</b>	<b>\$0</b>	<b>\$0</b>	<b>\$0</b>	<b>\$5,624,939</b>

<u>Item Number:</u> <b>437551 1</b>	<u>Description:</u> SR 676 AT RAILROAD CROSSING 624815-B E OF GELMAN PLACE S	<u>LRTP:</u> <b>Minimize congestion, p. 163</b>
<u>Related Project:</u> 4375511	<u>Extra Description:</u> DESIGN AND CONSTRUCT REPLACEMENT OF CONCRETE PANELS AND TUB	
<u>Project Length:</u> 0.038		*NON-SIS*
<u>Type of Work</u> RAILROAD CROSSING		

Fund	<2017	2017	2018	2019	2020	2021	>2021	All Years
<b>PRELIMINARY ENGINEERING - MANAGED BY FDOT</b>								
DIH	\$0	\$1,000	\$0	\$0	\$0	\$0	\$0	\$1,000
DS	\$46,123	\$0	\$0	\$0	\$0	\$0	\$0	\$46,123
DDR	\$0	\$156,025	\$0	\$0	\$0	\$0	\$0	\$156,025
<b>Totals:</b>	<b>\$46,123</b>	<b>\$157,025</b>	<b>\$0</b>	<b>\$0</b>	<b>\$0</b>	<b>\$0</b>	<b>\$0</b>	<b>\$203,148</b>
<b>CONSTRUCTION - MANAGED BY FDOT</b>								
DDR	\$0	\$0	\$54,861	\$0	\$0	\$0	\$0	\$54,861
DIH	\$0	\$0	\$9,727	\$0	\$0	\$0	\$0	\$9,727
<b>Totals:</b>	<b>\$0</b>	<b>\$0</b>	<b>\$64,588</b>	<b>\$0</b>	<b>\$0</b>	<b>\$0</b>	<b>\$0</b>	<b>\$64,588</b>
<b>RAILROAD &amp; UTILITIES - MANAGED BY FDOT</b>								
DDR	\$0	\$450,000	\$0	\$0	\$0	\$0	\$0	\$450,000
<b>Totals:</b>	<b>\$0</b>	<b>\$450,000</b>	<b>\$0</b>	<b>\$0</b>	<b>\$0</b>	<b>\$0</b>	<b>\$0</b>	<b>\$450,000</b>
<b>Item 437551 1 Totals:</b>	<b>\$46,123</b>	<b>\$607,025</b>	<b>\$64,588</b>	<b>\$0</b>	<b>\$0</b>	<b>\$0</b>	<b>\$0</b>	<b>\$717,736</b>

<u>Item Number:</u> <b>433862 1</b>	<u>Description:</u> SR 685 (FLORIDA AVE) FROM N OF W HUMPHREY ST TO N OF W BUSCH BLVD	<u>LRTP:</u> <b>Crash reduction, p. 164</b>
<u>Related Project:</u> 4338621	<u>Extra Description:</u> REPLACE CROSSING SURFACE @ NGCN: 626891B (SY-LINE)	
<u>Project Length:</u> 0.051		*NON-SIS*
<u>Type of Work</u> RAILROAD CROSSING		

Fund	<2017	2017	2018	2019	2020	2021	>2021	All Years
<b>PRELIMINARY ENGINEERING - MANAGED BY FDOT</b>								
DIH	\$0	\$1,000	\$0	\$0	\$0	\$0	\$0	\$1,000
DDR	\$0	\$140,000	\$0	\$0	\$0	\$0	\$0	\$140,000
DS	\$27,585	\$0	\$0	\$0	\$0	\$0	\$0	\$27,585
<b>Totals:</b>	<b>\$27,585</b>	<b>\$141,000</b>	<b>\$0</b>	<b>\$0</b>	<b>\$0</b>	<b>\$0</b>	<b>\$0</b>	<b>\$168,585</b>
<b>CONSTRUCTION - MANAGED BY FDOT</b>								
DDR	\$0	\$0	\$162,581	\$0	\$0	\$0	\$0	\$162,581
DIH	\$0	\$0	\$11,254	\$0	\$0	\$0	\$0	\$11,254
<b>Totals:</b>	<b>\$0</b>	<b>\$0</b>	<b>\$173,835</b>	<b>\$0</b>	<b>\$0</b>	<b>\$0</b>	<b>\$0</b>	<b>\$173,835</b>
<b>RAILROAD &amp; UTILITIES - MANAGED BY FDOT</b>								
DDR	\$20,000	\$300,000	\$0	\$0	\$0	\$0	\$0	\$320,000
<b>Totals:</b>	<b>\$20,000</b>	<b>\$300,000</b>	<b>\$0</b>	<b>\$0</b>	<b>\$0</b>	<b>\$0</b>	<b>\$0</b>	<b>\$320,000</b>
<b>Item 433862 1 Totals:</b>	<b>\$47,585</b>	<b>\$441,000</b>	<b>\$173,835</b>	<b>\$0</b>	<b>\$0</b>	<b>\$0</b>	<b>\$0</b>	<b>\$662,420</b>

<u>Item Number:</u> <b>437244 1</b>	<u>Description:</u> STOWERS ELEM SCH FR GENTLE WOOD AVE TO S OF BARRINGTON STOWERS DR	<u>LRTP:</u> <b>Crash reduction, p. 164</b>
<u>Related Project:</u> 4372441	<u>Extra Description:</u> SIDEWALK ON WEST SIDE OF BOYETTE ROAD	
<u>Project Length:</u> 0.347		*NON-SIS*
<u>Type of Work</u> SIDEWALK		

Fund	<2017	2017	2018	2019	2020	2021	>2021	All Years
<b>PRELIMINARY ENGINEERING - MANAGED BY HILLSBOROUGH CO BOARD OF COUNTY</b>								
TALU	\$18,895	\$0	\$0	\$0	\$0	\$0	\$0	\$18,895
<b>Totals:</b>	<b>\$18,895</b>	<b>\$0</b>	<b>\$0</b>	<b>\$0</b>	<b>\$0</b>	<b>\$0</b>	<b>\$0</b>	<b>\$18,895</b>
<b>CONSTRUCTION - MANAGED BY HILLSBOROUGH CO BOARD OF COUNTY</b>								
TALU	\$0	\$0	\$97,835	\$0	\$0	\$0	\$0	\$97,835
<b>Totals:</b>	<b>\$0</b>	<b>\$0</b>	<b>\$97,835</b>	<b>\$0</b>	<b>\$0</b>	<b>\$0</b>	<b>\$0</b>	<b>\$97,835</b>
<b>Item 437244 1 Totals:</b>	<b>\$18,895</b>	<b>\$0</b>	<b>\$97,835</b>	<b>\$0</b>	<b>\$0</b>	<b>\$0</b>	<b>\$0</b>	<b>\$116,730</b>

<u>Item Number:</u> <b>255796 2</b>	<u>Description:</u> US 301 FROM N OF TOM FOLSOM RD TO HILLSBOROUGH/PASCO CO LINE	<u>LRTP:</u> <b>Fig. 3-34</b>
<u>Related Project:</u> 2557961	<u>Extra Description:</u> 2 TO 4 LANES	
<u>Project Length:</u> 11.152		*NON-SIS*
<u>Type of Work</u> ADD LANES & RECONSTRUCT		

Fund	<2017	2017	2018	2019	2020	2021	>2021	All Years
<b>PRELIMINARY ENGINEERING - MANAGED BY FDOT</b>								
DS	\$22,085	\$0	\$0	\$0	\$0	\$0	\$0	\$22,085
DIH	\$1,000	\$0	\$0	\$50,000	\$0	\$0	\$0	\$51,000
<b>Totals:</b>	<b>\$23,085</b>	<b>\$0</b>	<b>\$0</b>	<b>\$50,000</b>	<b>\$0</b>	<b>\$0</b>	<b>\$0</b>	<b>\$73,085</b>
<b>Item 255796 2 Totals:</b>	<b>\$23,085</b>	<b>\$0</b>	<b>\$0</b>	<b>\$50,000</b>	<b>\$0</b>	<b>\$0</b>	<b>\$0</b>	<b>\$73,085</b>

<u>Item Number:</u> <b>436243 1</b>	<u>Description:</u> US 301/SR 43 AT RIVERVIEW DRIVE	<u>LRTP:</u> <b>Minimize congestion, p. 163</b>
<u>Related Project:</u> 4362431	<u>Extra Description:</u> REBUILD EXISTING DIAGONAL SPAN-WIRE TO MAST ARM OR BOX	
<u>Project Length:</u> 0.1		*NON-SIS*
<u>Type of Work</u> TRAFFIC SIGNAL UPDATE		

Fund	<2017	2017	2018	2019	2020	2021	>2021	All Years
<b>PRELIMINARY ENGINEERING - MANAGED BY FDOT</b>								
DS	\$34,126	\$138,000	\$0	\$0	\$0	\$0	\$0	\$172,126
DIH	\$31,000	\$0	\$0	\$0	\$0	\$0	\$0	\$31,000
<b>Totals:</b>	<b>\$65,126</b>	<b>\$138,000</b>	<b>\$0</b>	<b>\$0</b>	<b>\$0</b>	<b>\$0</b>	<b>\$0</b>	<b>\$203,126</b>
<b>RIGHT OF WAY - MANAGED BY FDOT</b>								
DS	\$0	\$0	\$80,400	\$0	\$0	\$0	\$0	\$80,400
DIH	\$0	\$0	\$20,000	\$0	\$0	\$0	\$0	\$20,000
<b>Totals:</b>	<b>\$0</b>	<b>\$0</b>	<b>\$100,400</b>	<b>\$0</b>	<b>\$0</b>	<b>\$0</b>	<b>\$0</b>	<b>\$100,400</b>
<b>CONSTRUCTION - MANAGED BY FDOT</b>								
DDR	\$0	\$0	\$0	\$0	\$405,372	\$0	\$0	\$405,372
DIH	\$0	\$0	\$0	\$0	\$53,104	\$0	\$0	\$53,104
<b>Totals:</b>	<b>\$0</b>	<b>\$0</b>	<b>\$0</b>	<b>\$0</b>	<b>\$458,476</b>	<b>\$0</b>	<b>\$0</b>	<b>\$458,476</b>
<b>Item 436243 1 Totals:</b>	<b>\$65,126</b>	<b>\$138,000</b>	<b>\$100,400</b>	<b>\$0</b>	<b>\$458,476</b>	<b>\$0</b>	<b>\$0</b>	<b>\$762,002</b>

Item Number: **437640 1** Description: US 301/SR 43 FROM FALKENBURG RD TO SLIGH AVENUE L RTP: **Minimize congestion, p. 163**  
 Related Project: 4376401 Extra Description: RELOCATE MEDIAN OPENINGS, RECONSTRUCT TURN LANES  
 Project Length: 4.8 \*NON-SIS\*  
 Type of Work ADD TURN LANE(S)

Fund	<2017	2017	2018	2019	2020	2021	>2021	All Years
<b>PRELIMINARY ENGINEERING - MANAGED BY FDOT</b>								
HSP	\$0	\$0	\$840,000	\$0	\$0	\$0	\$0	\$840,000
DIH	\$0	\$1,000	\$0	\$0	\$0	\$0	\$0	\$1,000
<b>Totals:</b>	<b>\$0</b>	<b>\$1,000</b>	<b>\$840,000</b>	<b>\$0</b>	<b>\$0</b>	<b>\$0</b>	<b>\$0</b>	<b>\$841,000</b>
<b>CONSTRUCTION - MANAGED BY FDOT</b>								
HSP	\$0	\$0	\$0	\$0	\$1,193,847	\$0	\$0	\$1,193,847
DIH	\$0	\$0	\$0	\$0	\$11,100	\$0	\$0	\$11,100
<b>Totals:</b>	<b>\$0</b>	<b>\$0</b>	<b>\$0</b>	<b>\$0</b>	<b>\$1,204,947</b>	<b>\$0</b>	<b>\$0</b>	<b>\$1,204,947</b>
<b>Item 437640 1 Totals:</b>	<b>\$0</b>	<b>\$1,000</b>	<b>\$840,000</b>	<b>\$0</b>	<b>\$1,204,947</b>	<b>\$0</b>	<b>\$0</b>	<b>\$2,045,947</b>

Item Number: **434029 1** Description: US 41 GIBSONTON FROM N OF OLD US 41A TO S OF ARCHIE CREEK L RTP: **Crash reduction, p. 164**  
 Related Project: 4340291 Extra Description: NGCN:624797 CSX TO REPLACE EXISTING CROSSING WITH A PLATFORM CROSSING (TUB)  
 Project Length: 0.09 \*NON-SIS\*  
 Type of Work RAILROAD CROSSING

Fund	<2017	2017	2018	2019	2020	2021	>2021	All Years
<b>PRELIMINARY ENGINEERING - MANAGED BY FDOT</b>								
DDR	\$0	\$164,000	\$0	\$0	\$0	\$0	\$0	\$164,000
DIH	\$0	\$1,000	\$0	\$0	\$0	\$0	\$0	\$1,000
<b>Totals:</b>	<b>\$0</b>	<b>\$165,000</b>	<b>\$0</b>	<b>\$0</b>	<b>\$0</b>	<b>\$0</b>	<b>\$0</b>	<b>\$165,000</b>
<b>CONSTRUCTION - MANAGED BY FDOT</b>								
DDR	\$0	\$0	\$627,877	\$0	\$0	\$0	\$0	\$627,877
DIH	\$0	\$0	\$50,970	\$0	\$0	\$0	\$0	\$50,970
<b>Totals:</b>	<b>\$0</b>	<b>\$0</b>	<b>\$678,847</b>	<b>\$0</b>	<b>\$0</b>	<b>\$0</b>	<b>\$0</b>	<b>\$678,847</b>
<b>RAILROAD &amp; UTILITIES - MANAGED BY FDOT</b>								
DDR	\$0	\$370,000	\$0	\$0	\$0	\$0	\$0	\$370,000
<b>Totals:</b>	<b>\$0</b>	<b>\$370,000</b>	<b>\$0</b>	<b>\$0</b>	<b>\$0</b>	<b>\$0</b>	<b>\$0</b>	<b>\$370,000</b>
<b>Item 434029 1 Totals:</b>	<b>\$0</b>	<b>\$535,000</b>	<b>\$678,847</b>	<b>\$0</b>	<b>\$0</b>	<b>\$0</b>	<b>\$0</b>	<b>\$1,213,847</b>



<b>Item Number:</b> 434848 1	<b>Description:</b> US 41/SR 45 FROM N OF BULLFROG CREEK TO DENVER ST	<b>LRTP:</b> System preservation, p. 161
<b>Related Project:</b> 4348481	<b>Extra Description:</b> 4 LANES	
<b>Project Length:</b> 5.176		<b>*SIS*</b>
<b>Type of Work:</b> RESURFACING		

Fund	<2017	2017	2018	2019	2020	2021	>2021	All Years
<b>PRELIMINARY ENGINEERING - MANAGED BY FDOT</b>								
ACSU	\$802,391	\$0	\$0	\$0	\$0	\$0	\$0	\$802,391
DS	\$703,823	\$0	\$0	\$0	\$0	\$0	\$0	\$703,823
DIH	\$31,306	\$0	\$0	\$0	\$0	\$0	\$0	\$31,306
DS	\$31,539	\$0	\$0	\$0	\$0	\$0	\$0	\$31,539
DDR	\$372	\$0	\$0	\$0	\$0	\$0	\$0	\$372
ACSA	\$754,609	\$0	\$0	\$0	\$0	\$0	\$0	\$754,609
<b>Totals:</b>	<b>\$2,324,040</b>	<b>\$0</b>	<b>\$0</b>	<b>\$0</b>	<b>\$0</b>	<b>\$0</b>	<b>\$0</b>	<b>\$2,324,040</b>
<b>CONSTRUCTION - MANAGED BY FDOT</b>								
DS	\$925	\$0	\$1,213,302	\$0	\$0	\$0	\$0	\$1,214,227
DDR	\$0	\$0	\$785,278	\$0	\$0	\$0	\$0	\$785,278
SA	\$0	\$0	\$4,673,025	\$0	\$0	\$0	\$0	\$4,673,025
NHRE	\$0	\$0	\$2,434,174	\$0	\$0	\$0	\$0	\$2,434,174
HSP	\$0	\$0	\$2,329,152	\$0	\$0	\$0	\$0	\$2,329,152
<b>Totals:</b>	<b>\$925</b>	<b>\$0</b>	<b>\$11,434,931</b>	<b>\$0</b>	<b>\$0</b>	<b>\$0</b>	<b>\$0</b>	<b>\$11,435,856</b>
<b>RAILROAD &amp; UTILITIES - MANAGED BY FDOT</b>								
DS	\$20,000	\$0	\$0	\$0	\$0	\$0	\$0	\$20,000
<b>Totals:</b>	<b>\$20,000</b>	<b>\$0</b>	<b>\$0</b>	<b>\$0</b>	<b>\$0</b>	<b>\$0</b>	<b>\$0</b>	<b>\$20,000</b>
<b>Item 434848 1 Totals:</b>	<b>\$2,344,965</b>	<b>\$0</b>	<b>\$11,434,931</b>	<b>\$0</b>	<b>\$0</b>	<b>\$0</b>	<b>\$0</b>	<b>\$13,779,896</b>

Item Number: **436420 1**      Description: US 92/SR 39/SR 600 FROM W OF N MOBLEY TO N HOWARD ST      LRTP: **System preservation, p. 161**  
 Related Project: 4364201      Extra Description: 4 LANES  
 Project Length: 0.912      \*NON-SIS\*  
 Type of Work RESURFACING

Fund	<2017	2017	2018	2019	2020	2021	>2021	All Years
<b>PRELIMINARY ENGINEERING - MANAGED BY FDOT</b>								
SA	\$249,241	\$0	\$0	\$0	\$0	\$0	\$0	\$249,241
ACSU	\$289,759	\$0	\$0	\$0	\$0	\$0	\$0	\$289,759
DIH	\$10,999	\$0	\$0	\$0	\$0	\$0	\$0	\$10,999
DS	\$4,940	\$0	\$0	\$0	\$0	\$0	\$0	\$4,940
<b>Totals:</b>	<b>\$554,939</b>	<b>\$0</b>	<b>\$0</b>	<b>\$0</b>	<b>\$0</b>	<b>\$0</b>	<b>\$0</b>	<b>\$554,939</b>
<b>CONSTRUCTION - MANAGED BY FDOT</b>								
SA	\$0	\$0	\$425,355	\$0	\$0	\$0	\$0	\$425,355
<b>Totals:</b>	<b>\$0</b>	<b>\$0</b>	<b>\$425,355</b>	<b>\$0</b>	<b>\$0</b>	<b>\$0</b>	<b>\$0</b>	<b>\$425,355</b>
<b>Item 436420 1 Totals:</b>	<b>\$554,939</b>	<b>\$0</b>	<b>\$425,355</b>	<b>\$0</b>	<b>\$0</b>	<b>\$0</b>	<b>\$0</b>	<b>\$980,294</b>

Item Number: **436242 1**      Description: US 92/SR 600 AT INTERBAY BLVD      LRTP: **Minimize congestion, p. 163**  
 Related Project: 4362421      Extra Description: REBUILD EXISTING BOX SPAN-WIRE TO MAST ARM  
 Project Length: 0.1      \*SIS\*  
 Type of Work TRAFFIC SIGNAL UPDATE

Fund	<2017	2017	2018	2019	2020	2021	>2021	All Years
<b>PRELIMINARY ENGINEERING - MANAGED BY FDOT</b>								
DIH	\$16,000	\$0	\$0	\$0	\$0	\$0	\$0	\$16,000
DS	\$5,370	\$131,000	\$0	\$0	\$0	\$0	\$0	\$136,370
<b>Totals:</b>	<b>\$21,370</b>	<b>\$131,000</b>	<b>\$0</b>	<b>\$0</b>	<b>\$0</b>	<b>\$0</b>	<b>\$0</b>	<b>\$152,370</b>
<b>RIGHT OF WAY - MANAGED BY FDOT</b>								
DDR	\$0	\$0	\$0	\$0	\$253,800	\$0	\$0	\$253,800
DIH	\$0	\$0	\$0	\$0	\$20,000	\$0	\$0	\$20,000
<b>Totals:</b>	<b>\$0</b>	<b>\$0</b>	<b>\$0</b>	<b>\$0</b>	<b>\$273,800</b>	<b>\$0</b>	<b>\$0</b>	<b>\$273,800</b>
<b>Item 436242 1 Totals:</b>	<b>\$21,370</b>	<b>\$131,000</b>	<b>\$0</b>	<b>\$0</b>	<b>\$273,800</b>	<b>\$0</b>	<b>\$0</b>	<b>\$426,170</b>

<u>Item Number:</u> <b>436494 1</b>	<u>Description:</u> US 92/SR 600/DALE MABRY FROM S OF W MCKAY AVE TO S OF W CLEVELAND ST	<u>L RTP:</u> <b>System preservation, p. 161</b>
<u>Related Project:</u> 4364941	<u>Extra Description:</u> 4 LANES	
<u>Project Length:</u> 0.457		*NON-SIS*
<u>Type of Work</u> RESURFACING		

Fund	<2017	2017	2018	2019	2020	2021	>2021	All Years
<b>PRELIMINARY ENGINEERING - MANAGED BY FDOT</b>								
DDR	\$548,461	\$0	\$0	\$0	\$0	\$0	\$0	\$548,461
DIH	\$22,711	\$0	\$0	\$0	\$0	\$0	\$0	\$22,711
DS	\$10,420	\$0	\$0	\$0	\$0	\$0	\$0	\$10,420
<b>Totals:</b>	<b>\$581,592</b>	<b>\$0</b>	<b>\$0</b>	<b>\$0</b>	<b>\$0</b>	<b>\$0</b>	<b>\$0</b>	<b>\$581,592</b>
<b>CONSTRUCTION - MANAGED BY FDOT</b>								
DIH	\$0	\$0	\$0	\$27,990	\$0	\$0	\$0	\$27,990
DDR	\$0	\$0	\$0	\$687,015	\$0	\$0	\$0	\$687,015
<b>Totals:</b>	<b>\$0</b>	<b>\$0</b>	<b>\$0</b>	<b>\$715,005</b>	<b>\$0</b>	<b>\$0</b>	<b>\$0</b>	<b>\$715,005</b>
<b>Item 436494 1 Totals:</b>	<b>\$581,592</b>	<b>\$0</b>	<b>\$0</b>	<b>\$715,005</b>	<b>\$0</b>	<b>\$0</b>	<b>\$0</b>	<b>\$1,296,597</b>

<u>Item Number:</u> <b>436245 1</b>	<u>Description:</u> US 92/SR 600/S DALE MABRY AT EL PRADO BLVD	<u>L RTP:</u> <b>Minimize congestion, p. 163</b>
<u>Related Project:</u> 4362451	<u>Extra Description:</u> REBUILD EXISTING BOX SPAN-WIRE TO MAST ARM	
<u>Project Length:</u> 0.1		*NON-SIS*
<u>Type of Work</u> TRAFFIC SIGNAL UPDATE		

Fund	<2017	2017	2018	2019	2020	2021	>2021	All Years
<b>PRELIMINARY ENGINEERING - MANAGED BY FDOT</b>								
DS	\$35,988	\$44,000	\$0	\$0	\$0	\$0	\$0	\$79,988
DIH	\$16,000	\$0	\$0	\$0	\$0	\$0	\$0	\$16,000
<b>Totals:</b>	<b>\$51,988</b>	<b>\$44,000</b>	<b>\$0</b>	<b>\$0</b>	<b>\$0</b>	<b>\$0</b>	<b>\$0</b>	<b>\$95,988</b>
<b>RIGHT OF WAY - MANAGED BY FDOT</b>								
DDR	\$0	\$0	\$0	\$0	\$985,900	\$0	\$0	\$985,900
DIH	\$0	\$0	\$0	\$0	\$60,000	\$0	\$0	\$60,000
<b>Totals:</b>	<b>\$0</b>	<b>\$0</b>	<b>\$0</b>	<b>\$0</b>	<b>\$1,045,900</b>	<b>\$0</b>	<b>\$0</b>	<b>\$1,045,900</b>
<b>Item 436245 1 Totals:</b>	<b>\$51,988</b>	<b>\$44,000</b>	<b>\$0</b>	<b>\$0</b>	<b>\$1,045,900</b>	<b>\$0</b>	<b>\$0</b>	<b>\$1,141,888</b>

Item Number: **437513 1**      Description: US 92/SR 600/W GANDY BLVD FROM W OF FRONTAGE ROAD TO W OF S BRIDGE ST      LRTP: **System preservation, p. 161**  
 Related Project: 4375131      Extra Description: 4 LANES  
 Project Length: 0.557  
 Type of Work RESURFACING **\*SIS\***

Fund	<2017	2017	2018	2019	2020	2021	>2021	All Years
<b>PRELIMINARY ENGINEERING - MANAGED BY FDOT</b>								
DS	\$38,094	\$0	\$0	\$0	\$0	\$0	\$0	\$38,094
DDR	\$73,763	\$235,996	\$0	\$0	\$0	\$0	\$0	\$309,759
DIH	\$6,000	\$1,000	\$0	\$0	\$0	\$0	\$0	\$7,000
<b>Totals:</b>	<b>\$117,857</b>	<b>\$236,996</b>	<b>\$0</b>	<b>\$0</b>	<b>\$0</b>	<b>\$0</b>	<b>\$0</b>	<b>\$354,853</b>
<b>CONSTRUCTION - MANAGED BY FDOT</b>								
NHRE	\$0	\$0	\$0	\$196,478	\$0	\$0	\$0	\$196,478
SA	\$0	\$0	\$0	\$760,877	\$0	\$0	\$0	\$760,877
<b>Totals:</b>	<b>\$0</b>	<b>\$0</b>	<b>\$0</b>	<b>\$957,355</b>	<b>\$0</b>	<b>\$0</b>	<b>\$0</b>	<b>\$957,355</b>
<b>Item 437513 1 Totals:</b>	<b>\$117,857</b>	<b>\$236,996</b>	<b>\$0</b>	<b>\$957,355</b>	<b>\$0</b>	<b>\$0</b>	<b>\$0</b>	<b>\$1,312,208</b>

Item Number: **438997 1**      Description: US 92/SR600 FROM US 301 TO MANGO ROAD      LRTP: **1043**  
 Related Project: 4389971      Extra Description: 2 TO 4 LANES  
 Project Length: 3.741  
 Type of Work ADD LANES & RECONSTRUCT **\*NON-SIS\***

Fund	<2017	2017	2018	2019	2020	2021	>2021	All Years
<b>PRELIMINARY ENGINEERING - MANAGED BY FDOT</b>								
DDR	\$616,083	\$0	\$0	\$0	\$0	\$0	\$0	\$616,083
DS	\$3,761	\$1,250,000	\$0	\$0	\$0	\$0	\$0	\$1,253,761
<b>Totals:</b>	<b>\$619,844</b>	<b>\$1,250,000</b>	<b>\$0</b>	<b>\$0</b>	<b>\$0</b>	<b>\$0</b>	<b>\$0</b>	<b>\$1,869,844</b>
<b>Item 438997 1 Totals:</b>	<b>\$619,844</b>	<b>\$1,250,000</b>	<b>\$0</b>	<b>\$0</b>	<b>\$0</b>	<b>\$0</b>	<b>\$0</b>	<b>\$1,869,844</b>

<b>Item Number:</b> 438998 1	<b>Description:</b> US 92/SR600 FROM PARK TO COUNTY LINE ROAD	<b>LRTP:</b> 1045
<b>Related Project:</b> 4389981	<b>Extra Description:</b> 2 TO 4 LANES	
<b>Project Length:</b> 3.07		*NON-SIS*
<b>Type of Work:</b> ADD LANES & RECONSTRUCT		

Fund	<2017	2017	2018	2019	2020	2021	>2021	All Years
<b>PRELIMINARY ENGINEERING - MANAGED BY FDOT</b>								
DS	\$3,686	\$0	\$0	\$0	\$0	\$0	\$0	\$3,686
DDR	\$541,687	\$1,800,000	\$0	\$0	\$0	\$0	\$0	\$2,341,687
<b>Totals:</b>	<b>\$545,373</b>	<b>\$1,800,000</b>	<b>\$0</b>	<b>\$0</b>	<b>\$0</b>	<b>\$0</b>	<b>\$0</b>	<b>\$2,345,373</b>
<b>Item 438998 1 Totals:</b>	<b>\$545,373</b>	<b>\$1,800,000</b>	<b>\$0</b>	<b>\$0</b>	<b>\$0</b>	<b>\$0</b>	<b>\$0</b>	<b>\$2,345,373</b>

<b>Item Number:</b> 432584 1	<b>Description:</b> US 92/SR600/HILLS AV FROM E OF N CENTRAL AVE TO W OF SR 583/N 56TH ST	<b>LRTP:</b> System Preservation, p. 161
<b>Related Project:</b> 4325841	<b>Extra Description:</b> 6 LANES	
<b>Project Length:</b> 3.717		*NON-SIS*
<b>Type of Work:</b> RESURFACING		

Fund	<2017	2017	2018	2019	2020	2021	>2021	All Years
<b>PRELIMINARY ENGINEERING - MANAGED BY FDOT</b>								
DDR	\$924,920	\$0	\$0	\$0	\$0	\$0	\$0	\$924,920
DIH	\$33,964	\$0	\$0	\$0	\$0	\$0	\$0	\$33,964
DS	\$806,797	\$0	\$0	\$0	\$0	\$0	\$0	\$806,797
<b>Totals:</b>	<b>\$1,765,681</b>	<b>\$0</b>	<b>\$0</b>	<b>\$0</b>	<b>\$0</b>	<b>\$0</b>	<b>\$0</b>	<b>\$1,765,681</b>
<b>CONSTRUCTION - MANAGED BY FDOT</b>								
DDR	\$0	\$0	\$5,188,253	\$0	\$0	\$0	\$0	\$5,188,253
DIH	\$0	\$0	\$105,300	\$0	\$0	\$0	\$0	\$105,300
<b>Totals:</b>	<b>\$0</b>	<b>\$0</b>	<b>\$5,293,553</b>	<b>\$0</b>	<b>\$0</b>	<b>\$0</b>	<b>\$0</b>	<b>\$5,293,553</b>
<b>Item 432584 1 Totals:</b>	<b>\$1,765,681</b>	<b>\$0</b>	<b>\$5,293,553</b>	<b>\$0</b>	<b>\$0</b>	<b>\$0</b>	<b>\$0</b>	<b>\$7,059,234</b>

<b>Item Number:</b> 432584 2	<b>Description:</b> US 92/SR600/HILLS AVE FROM NEBRASKA AVE TO N 15TH ST	<b>LRTP:</b> Vulnerability reduction, p. 164
<b>Related Project:</b> 4325841	<b>Extra Description:</b> UPSIZE STORMSEWERS AND ADD ADDITIONAL INLETS	
<b>Project Length:</b> 0.568		*NON-SIS*
<b>Type of Work:</b> DRAINAGE IMPROVEMENTS		

Fund	<2017	2017	2018	2019	2020	2021	>2021	All Years
<b>PRELIMINARY ENGINEERING - MANAGED BY FDOT</b>								
DDR	\$425,000	\$0	\$0	\$0	\$0	\$0	\$0	\$425,000
DIH	\$6,000	\$0	\$0	\$0	\$0	\$0	\$0	\$6,000
DS	\$1,870	\$0	\$0	\$0	\$0	\$0	\$0	\$1,870
<b>Totals:</b>	<b>\$432,870</b>	<b>\$0</b>	<b>\$0</b>	<b>\$0</b>	<b>\$0</b>	<b>\$0</b>	<b>\$0</b>	<b>\$432,870</b>
<b>CONSTRUCTION - MANAGED BY FDOT</b>								
DDR	\$0	\$0	\$1,395,436	\$0	\$0	\$0	\$0	\$1,395,436
DIH	\$0	\$0	\$134,479	\$0	\$0	\$0	\$0	\$134,479
<b>Totals:</b>	<b>\$0</b>	<b>\$0</b>	<b>\$1,529,915</b>	<b>\$0</b>	<b>\$0</b>	<b>\$0</b>	<b>\$0</b>	<b>\$1,529,915</b>
<b>Item 432584 2 Totals:</b>	<b>\$432,870</b>	<b>\$0</b>	<b>\$1,529,915</b>	<b>\$0</b>	<b>\$0</b>	<b>\$0</b>	<b>\$0</b>	<b>\$1,962,785</b>

Item Number: <b>427171 2</b>	Description: USB 41 (SR 45/SR 60) FM W OF 19TH ST TO E OF 19TH ST	L RTP: <b>Minimize congestion, p. 163</b>
Related Project: 4271711	Extra Description: TRAFFIC SIGNAL	
Project Length: 0.069		<b>*SIS*</b>
Type of Work	TRAFFIC SIGNAL UPDATE	

Fund	<2017	2017	2018	2019	2020	2021	>2021	All Years
<b>PRELIMINARY ENGINEERING - MANAGED BY FDOT</b>								
DIH	\$24,313	\$0	\$0	\$0	\$0	\$0	\$0	\$24,313
DS	\$18,022	\$0	\$0	\$0	\$0	\$0	\$0	\$18,022
DDR	\$50,562	\$0	\$0	\$0	\$0	\$0	\$0	\$50,562
<b>Totals:</b>	<b>\$92,897</b>	<b>\$0</b>	<b>\$0</b>	<b>\$0</b>	<b>\$0</b>	<b>\$0</b>	<b>\$0</b>	<b>\$92,897</b>
<b>RIGHT OF WAY - MANAGED BY FDOT</b>								
DS	\$183,783	\$0	\$0	\$0	\$0	\$0	\$0	\$183,783
DDR	\$522,310	\$371,090	\$0	\$0	\$0	\$0	\$0	\$893,400
DIH	\$80,282	\$0	\$0	\$0	\$0	\$0	\$0	\$80,282
<b>Totals:</b>	<b>\$786,375</b>	<b>\$371,090</b>	<b>\$0</b>	<b>\$0</b>	<b>\$0</b>	<b>\$0</b>	<b>\$0</b>	<b>\$1,157,465</b>
<b>CONSTRUCTION - MANAGED BY FDOT</b>								
DDR	\$380,597	\$0	\$0	\$0	\$0	\$0	\$0	\$380,597
DIH	\$12,000	\$0	\$0	\$0	\$0	\$0	\$0	\$12,000
DS	\$132,100	\$0	\$0	\$0	\$0	\$0	\$0	\$132,100
<b>Totals:</b>	<b>\$524,697</b>	<b>\$0</b>	<b>\$0</b>	<b>\$0</b>	<b>\$0</b>	<b>\$0</b>	<b>\$0</b>	<b>\$524,697</b>
<b>ENVIRONMENTAL - MANAGED BY FDOT</b>								
DS	\$26,908	\$0	\$0	\$0	\$0	\$0	\$0	\$26,908
<b>Totals:</b>	<b>\$26,908</b>	<b>\$0</b>	<b>\$0</b>	<b>\$0</b>	<b>\$0</b>	<b>\$0</b>	<b>\$0</b>	<b>\$26,908</b>
<b>Item 427171 2 Totals:</b>	<b>\$1,430,877</b>	<b>\$371,090</b>	<b>\$0</b>	<b>\$0</b>	<b>\$0</b>	<b>\$0</b>	<b>\$0</b>	<b>\$1,801,967</b>

<b>Item Number:</b> 434730 1	<b>Description:</b> USB 41/SR 685 FROM N OF LINEBAUGH AVE TO N OF FLETCHER AVE	<b>LRTP:</b> System preservation, p. 161
<b>Related Project:</b> 4347301	<b>Extra Description:</b> 4 LANES	
<b>Project Length:</b> 2.032		*NON-SIS*
<b>Type of Work:</b> RESURFACING		

Fund	<2017	2017	2018	2019	2020	2021	>2021	All Years
<b>PRELIMINARY ENGINEERING - MANAGED BY FDOT</b>								
DDR	\$148	\$0	\$0	\$0	\$0	\$0	\$0	\$148
DIH	\$25,357	\$0	\$0	\$0	\$0	\$0	\$0	\$25,357
DS	\$29,520	\$0	\$0	\$0	\$0	\$0	\$0	\$29,520
DS	\$100,270	\$0	\$0	\$0	\$0	\$0	\$0	\$100,270
SU	\$963,913	\$0	\$0	\$0	\$0	\$0	\$0	\$963,913
<b>Totals:</b>	<b>\$1,119,208</b>	<b>\$0</b>	<b>\$0</b>	<b>\$0</b>	<b>\$0</b>	<b>\$0</b>	<b>\$0</b>	<b>\$1,119,208</b>
<b>RIGHT OF WAY - MANAGED BY FDOT</b>								
SA	\$0	\$401,700	\$0	\$0	\$0	\$0	\$0	\$401,700
<b>Totals:</b>	<b>\$0</b>	<b>\$401,700</b>	<b>\$0</b>	<b>\$0</b>	<b>\$0</b>	<b>\$0</b>	<b>\$0</b>	<b>\$401,700</b>
<b>CONSTRUCTION - MANAGED BY FDOT</b>								
SA	\$0	\$0	\$2,820,209	\$0	\$0	\$0	\$0	\$2,820,209
<b>Totals:</b>	<b>\$0</b>	<b>\$0</b>	<b>\$2,820,209</b>	<b>\$0</b>	<b>\$0</b>	<b>\$0</b>	<b>\$0</b>	<b>\$2,820,209</b>
<b>Item 434730 1 Totals:</b>	<b>\$1,119,208</b>	<b>\$401,700</b>	<b>\$2,820,209</b>	<b>\$0</b>	<b>\$0</b>	<b>\$0</b>	<b>\$0</b>	<b>\$4,341,117</b>



Item Number: **436530 1**      Description: USB 41/SR 685/N FLORIDA AVE FR S OF E BIRD ST TO N OF W WATERS AVE      LRTP: **Minimize congestion, p. 163**  
 Related Project: 4365301      Extra Description: INTERSECTION IMPROVEMENT FLORIDA AVE AT WATERS AVE  
 Project Length: 0.223      \*NON-SIS\*  
 Type of Work INTERSECTION IMPROVEMENT

Fund	<2017	2017	2018	2019	2020	2021	>2021	All Years
<b>PRELIMINARY ENGINEERING - MANAGED BY FDOT</b>								
DS	\$13,935	\$0	\$0	\$0	\$0	\$0	\$0	\$13,935
DIH	\$56,329	\$0	\$0	\$0	\$0	\$0	\$0	\$56,329
<b>Totals:</b>	<b>\$70,264</b>	<b>\$0</b>	<b>\$0</b>	<b>\$0</b>	<b>\$0</b>	<b>\$0</b>	<b>\$0</b>	<b>\$70,264</b>
<b>RIGHT OF WAY - MANAGED BY FDOT</b>								
DDR	\$15,000	\$0	\$0	\$0	\$0	\$0	\$0	\$15,000
<b>Totals:</b>	<b>\$15,000</b>	<b>\$0</b>	<b>\$0</b>	<b>\$0</b>	<b>\$0</b>	<b>\$0</b>	<b>\$0</b>	<b>\$15,000</b>
<b>CONSTRUCTION - MANAGED BY FDOT</b>								
HSP	\$0	\$0	\$801,117	\$0	\$0	\$0	\$0	\$801,117
DIH	\$0	\$0	\$10,530	\$0	\$0	\$0	\$0	\$10,530
<b>Totals:</b>	<b>\$0</b>	<b>\$0</b>	<b>\$811,647</b>	<b>\$0</b>	<b>\$0</b>	<b>\$0</b>	<b>\$0</b>	<b>\$811,647</b>
<b>Item 436530 1 Totals:</b>	<b>\$85,264</b>	<b>\$0</b>	<b>\$811,647</b>	<b>\$0</b>	<b>\$0</b>	<b>\$0</b>	<b>\$0</b>	<b>\$896,911</b>

Item Number: **434729 2**      Description: USB41/SR685/N FLORIDA AT HILLSBOROUGH RIVER BRIDGE      LRTP: **System preservation, p. 161**  
 Related Project: 4347291      Extra Description: TO ADDRESS FUNCTIONAL OBSOLESCENCE IMPROVEMENTS  
 Project Length: 0.03      \*NON-SIS\*  
 Type of Work PD&E/EMO STUDY

Fund	<2017	2017	2018	2019	2020	2021	>2021	All Years
<b>P D &amp; E - MANAGED BY FDOT</b>								
DIH	\$0	\$1,000	\$0	\$0	\$0	\$0	\$0	\$1,000
DS	\$0	\$0	\$300,000	\$0	\$0	\$0	\$0	\$300,000
<b>Totals:</b>	<b>\$0</b>	<b>\$1,000</b>	<b>\$300,000</b>	<b>\$0</b>	<b>\$0</b>	<b>\$0</b>	<b>\$0</b>	<b>\$301,000</b>
<b>Item 434729 2 Totals:</b>	<b>\$0</b>	<b>\$1,000</b>	<b>\$300,000</b>	<b>\$0</b>	<b>\$0</b>	<b>\$0</b>	<b>\$0</b>	<b>\$301,000</b>

<b>Item Number:</b> 432717 1	<b>Description:</b> WILLOW AVENUE FROM SWANN AVENUE TO MAIN STREET	<b>LRTP:</b> Crash reduction, p. 164
<b>Related Project:</b> 4327171	<b>Extra Description:</b> COT WALK/BIKE PHASE 1	
<b>Project Length:</b> 1.367		*NON-SIS*
<b>Type of Work:</b> BIKE LANE/SIDEWALK		

Fund	<2017	2017	2018	2019	2020	2021	>2021	All Years
<b>PRELIMINARY ENGINEERING - MANAGED BY FDOT</b>								
TALT	\$186	\$0	\$0	\$0	\$0	\$0	\$0	\$186
<b>Totals:</b>	<b>\$186</b>	<b>\$0</b>	<b>\$0</b>	<b>\$0</b>	<b>\$0</b>	<b>\$0</b>	<b>\$0</b>	<b>\$186</b>
<b>CONSTRUCTION - MANAGED BY CITY OF TAMPA</b>								
TALT	\$0	\$371,060	\$0	\$0	\$0	\$0	\$0	\$371,060
SA	\$0	\$9,935	\$0	\$0	\$0	\$0	\$0	\$9,935
TALU	\$0	\$76,140	\$0	\$0	\$0	\$0	\$0	\$76,140
<b>Totals:</b>	<b>\$0</b>	<b>\$457,135</b>	<b>\$0</b>	<b>\$0</b>	<b>\$0</b>	<b>\$0</b>	<b>\$0</b>	<b>\$457,135</b>
<b>CONSTRUCTION - MANAGED BY FDOT</b>								
TALT	\$0	\$3,400	\$0	\$0	\$0	\$0	\$0	\$3,400
<b>Totals:</b>	<b>\$0</b>	<b>\$3,400</b>	<b>\$0</b>	<b>\$0</b>	<b>\$0</b>	<b>\$0</b>	<b>\$0</b>	<b>\$3,400</b>
<b>Item 432717 1 Totals:</b>	<b>\$186</b>	<b>\$460,535</b>	<b>\$0</b>	<b>\$0</b>	<b>\$0</b>	<b>\$0</b>	<b>\$0</b>	<b>\$460,721</b>

**TURNPIKE**

Item Number: **435609 2**      Description: THERMOPLASTIC FOR VETERAN'S EXPRESS LANES      L RTP: System Preservation, p. 161  
Related Project: 4356091      Extra Description:  
Project Length: 11.465 **\*SIS\***  
Type of Work SIGNING/PAVEMENT MARKINGS

Fund	<2017	2017	2018	2019	2020	2021	>2021	All Years
<b>CONSTRUCTION - MANAGED BY FDOT</b>								
PKYI	\$0	\$269,750	\$0	\$0	\$0	\$0	\$0	\$269,750
<b>Totals:</b>	<b>\$0</b>	<b>\$269,750</b>	<b>\$0</b>	<b>\$0</b>	<b>\$0</b>	<b>\$0</b>	<b>\$0</b>	<b>\$269,750</b>
<b>Item 435609 2 Totals:</b>	<b>\$0</b>	<b>\$269,750</b>	<b>\$0</b>	<b>\$0</b>	<b>\$0</b>	<b>\$0</b>	<b>\$0</b>	<b>\$269,750</b>

Item Number: **429350 2**      Description: THERMO FOR VETERANS WIDEN FROM S OF GUNN TO SUGARWOOD PLAZA (MP9-11)      L RTP: 116  
Related Project: 4293501      Extra Description:  
Project Length: 2.043 **\*SIS\***  
Type of Work SIGNING/PAVEMENT MARKINGS

Fund	<2017	2017	2018	2019	2020	2021	>2021	All Years
<b>CONSTRUCTION - MANAGED BY FDOT</b>								
PKYI	\$0	\$227,236	\$0	\$0	\$0	\$3,000	\$0	\$230,236
<b>Totals:</b>	<b>\$0</b>	<b>\$227,236</b>	<b>\$0</b>	<b>\$0</b>	<b>\$0</b>	<b>\$3,000</b>	<b>\$0</b>	<b>\$230,236</b>
<b>Item 429350 2 Totals:</b>	<b>\$0</b>	<b>\$227,236</b>	<b>\$0</b>	<b>\$0</b>	<b>\$0</b>	<b>\$3,000</b>	<b>\$0</b>	<b>\$230,236</b>

Item Number: **429350 5**      Description: THERMO FOR VETERANS WIDENING FROM SUGARWOOD PLAZA TO VAN DYKE RD      L RTP: 117  
Related Project: 4293501      Extra Description:  
Project Length: 3.738 **\*SIS\***  
Type of Work SIGNING/PAVEMENT MARKINGS

Fund	<2017	2017	2018	2019	2020	2021	>2021	All Years
<b>CONSTRUCTION - MANAGED BY FDOT</b>								
PKYI	\$0	\$0	\$275,624	\$0	\$0	\$0	\$0	\$275,624
<b>Totals:</b>	<b>\$0</b>	<b>\$0</b>	<b>\$275,624</b>	<b>\$0</b>	<b>\$0</b>	<b>\$0</b>	<b>\$0</b>	<b>\$275,624</b>
<b>Item 429350 5 Totals:</b>	<b>\$0</b>	<b>\$0</b>	<b>\$275,624</b>	<b>\$0</b>	<b>\$0</b>	<b>\$0</b>	<b>\$0</b>	<b>\$275,624</b>

<u>Item Number:</u> <b>406152 2</b>	<u>Description:</u> THERMOPLASTIC FOR WIDEN VETERANS FROM N OF BARRY TO S OF LINEBAUGH	<u>LRTP:</u> <b>116</b>
<u>Related Project:</u> 4061521	<u>Extra Description:</u>	
<u>Project Length:</u> 1.7		<b>*SIS*</b>
<u>Type of Work</u> SIGNING/PAVEMENT MARKINGS		

Fund	<2017	2017	2018	2019	2020	2021	>2021	All Years
<b>CONSTRUCTION - MANAGED BY FDOT</b>								
PKYI	\$0	\$354,406	\$0	\$0	\$0	\$0	\$0	\$354,406
<b>Totals:</b>	<b>\$0</b>	<b>\$354,406</b>	<b>\$0</b>	<b>\$0</b>	<b>\$0</b>	<b>\$0</b>	<b>\$0</b>	<b>\$354,406</b>
<b>Item 406152 2 Totals:</b>	<b>\$0</b>	<b>\$354,406</b>	<b>\$0</b>	<b>\$0</b>	<b>\$0</b>	<b>\$0</b>	<b>\$0</b>	<b>\$354,406</b>

<u>Item Number:</u> <b>431275 2</b>	<u>Description:</u> THERMOPLASTIC FOR WIDEN VETERANS FROM S OF LINEBAUGH TO S OF GUNN	<u>LRTP:</u> <b>116</b>
<u>Related Project:</u> 4312751	<u>Extra Description:</u>	
<u>Project Length:</u> 2.184		<b>*SIS*</b>
<u>Type of Work</u> SIGNING/PAVEMENT MARKINGS		

Fund	<2017	2017	2018	2019	2020	2021	>2021	All Years
<b>CONSTRUCTION - MANAGED BY FDOT</b>								
PKYI	\$0	\$409,775	\$0	\$0	\$0	\$0	\$0	\$409,775
<b>Totals:</b>	<b>\$0</b>	<b>\$409,775</b>	<b>\$0</b>	<b>\$0</b>	<b>\$0</b>	<b>\$0</b>	<b>\$0</b>	<b>\$409,775</b>
<b>Item 431275 2 Totals:</b>	<b>\$0</b>	<b>\$409,775</b>	<b>\$0</b>	<b>\$0</b>	<b>\$0</b>	<b>\$0</b>	<b>\$0</b>	<b>\$409,775</b>

**TRANSPORTATION PLANNING**

Item Number: **439336 1**      Description: HILLSBOROUGH COUNTY FY 2016/2017-2017/2018 MPO      LRTP: p. 179  
 Related Project: 4393361      Extra Description:  
 Project Length: 0      \*NON-SIS\*  
 Type of Work: TRANSPORTATION PLANNING

Fund	<2017	2017	2018	2019	2020	2021	>2021	All Years
<b>PLANNING - Managed by HILLSBOROUGH MPO</b>								
SU	\$0	\$400,000	\$0	\$0	\$0	\$0	\$0	\$400,000
PL	\$0	\$1,045,361	\$0	\$0	\$0	\$0	\$0	\$1,045,361
<b>Totals:</b>	<b>\$0</b>	<b>\$1,445,361</b>	<b>\$0</b>	<b>\$0</b>	<b>\$0</b>	<b>\$0</b>	<b>\$0</b>	<b>\$1,445,361</b>
<b>Item 439336 1 Totals:</b>	<b>\$0</b>	<b>\$1,445,361</b>	<b>\$0</b>	<b>\$0</b>	<b>\$0</b>	<b>\$0</b>	<b>\$0</b>	<b>\$1,445,361</b>

Item Number: **259285 1**      Description: HILLSBOROUGH COUNTY MPO SVC TRANSPORTATION PROGRAM      LRTP: p. 179  
 Related Project: 2592851      Extra Description: LRTP UPDATES AND DATA COLLECTIONS  
 Project Length: 0      \*NON-SIS\*  
 Type of Work: PLANNING MODELS/DATA UPDATE

Fund	<2017	2017	2018	2019	2020	2021	>2021	All Years
<b>PLANNING - Managed by HILLSBOROUGH MPO</b>								
SU	\$1,621,720	\$0	\$0	\$0	\$0	\$0	\$0	\$1,621,720
SU	\$1,417,078	\$0	\$0	\$0	\$0	\$0	\$0	\$1,417,078
SU	\$0	\$0	\$204,000	\$400,000	\$400,000	\$400,000	\$0	\$1,404,000
SU	\$1,550,000	\$0	\$0	\$0	\$0	\$0	\$0	\$1,550,000
SU	\$268,615	\$0	\$0	\$0	\$0	\$0	\$0	\$268,615
BU	\$93,656	\$0	\$0	\$0	\$0	\$0	\$0	\$93,656
SU	\$1,800,000	\$0	\$0	\$0	\$0	\$0	\$0	\$1,800,000
SU	\$1,200,000	\$0	\$0	\$0	\$0	\$0	\$0	\$1,200,000
SU	\$1,532,921	\$0	\$0	\$0	\$0	\$0	\$0	\$1,532,921
<b>Totals:</b>	<b>\$9,483,990</b>	<b>\$0</b>	<b>\$204,000</b>	<b>\$400,000</b>	<b>\$400,000</b>	<b>\$400,000</b>	<b>\$0</b>	<b>\$10,887,990</b>
<b>Item 259285 1 Totals:</b>	<b>\$9,483,990</b>	<b>\$0</b>	<b>\$204,000</b>	<b>\$400,000</b>	<b>\$400,000</b>	<b>\$400,000</b>	<b>\$0</b>	<b>\$10,887,990</b>

<u>Item Number:</u> <b>259284 1</b>	<u>Description:</u> HILLSBOROUGH COUNTY MPO UPWP	<u>LRTP:</u> <b>p. 179</b>
<u>Related Project:</u> 2592841	<u>Extra Description:</u> TRANSPORTATION PLANNING ACTIVITIES	
<u>Project Length:</u> 0		*NON-SIS*
<u>Type of Work</u> TRANSPORTATION PLANNING		

Fund	<2017	2017	2018	2019	2020	2021	>2021	All Years
<b>PLANNING - Managed by HILLSBOROUGH MPO</b>								
PL	\$2,250,525	\$0	\$0	\$0	\$0	\$0	\$0	\$2,250,525
PLAC	\$576,461	\$0	\$0	\$0	\$0	\$0	\$0	\$576,461
PL	\$2,516,817	\$0	\$0	\$0	\$0	\$0	\$0	\$2,516,817
PL	\$656,711	\$0	\$0	\$0	\$0	\$0	\$0	\$656,711
PL	\$2,681,925	\$0	\$0	\$0	\$0	\$0	\$0	\$2,681,925
PL	\$781,715	\$0	\$0	\$0	\$0	\$0	\$0	\$781,715
PL	\$499,223	\$0	\$0	\$0	\$0	\$0	\$0	\$499,223
PL	\$652,447	\$0	\$0	\$0	\$0	\$0	\$0	\$652,447
PL	\$192,154	\$0	\$0	\$0	\$0	\$0	\$0	\$192,154
PL	\$612,983	\$0	\$0	\$0	\$0	\$0	\$0	\$612,983
PL	\$743,179	\$0	\$0	\$0	\$0	\$0	\$0	\$743,179
PL	\$0	\$0	\$1,045,361	\$1,045,361	\$1,045,361	\$1,045,361	\$0	\$4,181,444
PL	\$922,384	\$0	\$0	\$0	\$0	\$0	\$0	\$922,384
PL	\$2,114,816	\$0	\$0	\$0	\$0	\$0	\$0	\$2,114,816
PLAC	\$268,735	\$0	\$0	\$0	\$0	\$0	\$0	\$268,735
<b>Totals:</b>	<b>\$15,470,075</b>	<b>\$0</b>	<b>\$1,045,361</b>	<b>\$1,045,361</b>	<b>\$1,045,361</b>	<b>\$1,045,361</b>	<b>\$0</b>	<b>\$19,651,519</b>
<b>Item 259284 1 Totals:</b>	<b>\$15,470,075</b>	<b>\$0</b>	<b>\$1,045,361</b>	<b>\$1,045,361</b>	<b>\$1,045,361</b>	<b>\$1,045,361</b>	<b>\$0</b>	<b>\$19,651,519</b>

<u>Item Number:</u> <b>438747 1</b>	<u>Description:</u> HILLSBOROUGH PLANNING MODAL STUDIES	<u>LRTP:</u> <b>Fig. 5-6</b>
<u>Related Project:</u> 4387471	<u>Extra Description:</u> CONDUCT SURVEYS TO UPDATE PLANNING MODELS/DATA	
<u>Project Length:</u> 0		*NON-SIS*
<u>Type of Work</u> PLANNING MODELS/DATA UPDATE		

Fund	<2017	2017	2018	2019	2020	2021	>2021	All Years
<b>PLANNING - MANAGED BY FDOT</b>								
D	\$0	\$196,000	\$196,000	\$196,000	\$196,000	\$196,000	\$0	\$980,000
SU	\$0	\$0	\$196,000	\$196,000	\$196,000	\$196,000	\$0	\$784,000
<b>Totals:</b>	<b>\$0</b>	<b>\$196,000</b>	<b>\$392,000</b>	<b>\$392,000</b>	<b>\$392,000</b>	<b>\$392,000</b>	<b>\$0</b>	<b>\$1,764,000</b>
<b>Item 438747 1 Totals:</b>	<b>\$0</b>	<b>\$196,000</b>	<b>\$392,000</b>	<b>\$392,000</b>	<b>\$392,000</b>	<b>\$392,000</b>	<b>\$0</b>	<b>\$1,764,000</b>

**MAINTENANCE**

Item Number: **407035 2**      Description: ASSET MAINTENANCE TRAFFIC OPS INTERSTATE      LRTP: System preservation, p. 161  
 Related Project: 4070351      Extra Description:  
 Project Length: 0      \*NON-SIS\*  
 Type of Work ROUTINE MAINTENANCE

Fund	<2017	2017	2018	2019	2020	2021	>2021	All Years
<b>BRDG/RDWY/CONTRACT MAINT - MANAGED BY FDOT</b>								
D	\$243,123	\$5,000	\$5,000	\$5,000	\$5,000	\$5,000	\$0	\$268,123
<b>Totals:</b>	<b>\$243,123</b>	<b>\$5,000</b>	<b>\$5,000</b>	<b>\$5,000</b>	<b>\$5,000</b>	<b>\$5,000</b>	<b>\$0</b>	<b>\$268,123</b>
<b>Item 407035 2 Totals:</b>	<b>\$243,123</b>	<b>\$5,000</b>	<b>\$5,000</b>	<b>\$5,000</b>	<b>\$5,000</b>	<b>\$5,000</b>	<b>\$0</b>	<b>\$268,123</b>

Item Number: **436729 6**      Description: HIGHWAY LIGHTING - VETERANS XWAY(SR589) AND VETERANS XWAY SPUR(SR568)      LRTP: System preservation, p. 161  
 Related Project: 4367291      Extra Description:  
 Project Length: 0      \*NON-SIS\*  
 Type of Work LIGHTING

Fund	<2017	2017	2018	2019	2020	2021	>2021	All Years
<b>BRDG/RDWY/CONTRACT MAINT - MANAGED BY FDOT</b>								
PKM1	\$0	\$100,000	\$100,000	\$100,000	\$100,000	\$100,000	\$0	\$500,000
<b>Totals:</b>	<b>\$0</b>	<b>\$100,000</b>	<b>\$100,000</b>	<b>\$100,000</b>	<b>\$100,000</b>	<b>\$100,000</b>	<b>\$0</b>	<b>\$500,000</b>
<b>RAILROAD &amp; UTILITIES - MANAGED BY FDOT</b>								
PKM1	\$120,000	\$0	\$0	\$0	\$0	\$0	\$0	\$120,000
<b>Totals:</b>	<b>\$120,000</b>	<b>\$0</b>	<b>\$0</b>	<b>\$0</b>	<b>\$0</b>	<b>\$0</b>	<b>\$0</b>	<b>\$120,000</b>
<b>Item 436729 6 Totals:</b>	<b>\$120,000</b>	<b>\$100,000</b>	<b>\$100,000</b>	<b>\$100,000</b>	<b>\$100,000</b>	<b>\$100,000</b>	<b>\$0</b>	<b>\$620,000</b>

Item Number: **407035 1**      Description: HILLSBORO CO (10) ASSET MANAGEMENT CONTRACT      LRTP: System preservation, p. 161  
 Related Project: 4070351      Extra Description: I-275 & I-4  
 Project Length: 0      \*NON-SIS\*  
 Type of Work ROUTINE MAINTENANCE

Fund	<2017	2017	2018	2019	2020	2021	>2021	All Years
<b>BRDG/RDWY/CONTRACT MAINT - MANAGED BY FDOT</b>								
D	\$46,411,390	\$3,552,827	\$4,263,032	\$4,497,124	\$4,232,600	\$4,732,600	\$0	\$67,689,573
<b>Totals:</b>	<b>\$46,411,390</b>	<b>\$3,552,827</b>	<b>\$4,263,032</b>	<b>\$4,497,124</b>	<b>\$4,232,600</b>	<b>\$4,732,600</b>	<b>\$0</b>	<b>\$67,689,573</b>
<b>Item 407035 1 Totals:</b>	<b>\$46,411,390</b>	<b>\$3,552,827</b>	<b>\$4,263,032</b>	<b>\$4,497,124</b>	<b>\$4,232,600</b>	<b>\$4,732,600</b>	<b>\$0</b>	<b>\$67,689,573</b>

<u>Item Number:</u> <b>414229 1</b>	<u>Description:</u> HILLSBORO COUNTY YOUTH PROGRAM CONTRACT	<u>LRTP:</u> <b>System preservation, p. 161</b>
<u>Related Project:</u> 4142291	<u>Extra Description:</u>	
<u>Project Length:</u> 0		*NON-SIS*
<u>Type of Work</u> ROUTINE MAINTENANCE		

Fund	<2017	2017	2018	2019	2020	2021	>2021	All Years
<b>BRDG/RDWY/CONTRACT MAINT - MANAGED BY FDOT</b>								
D	\$1,855,002	\$150,000	\$150,000	\$150,000	\$150,000	\$150,000	\$0	\$2,605,002
<b>Totals:</b>	<b>\$1,855,002</b>	<b>\$150,000</b>	<b>\$150,000</b>	<b>\$150,000</b>	<b>\$150,000</b>	<b>\$150,000</b>	<b>\$0</b>	<b>\$2,605,002</b>
<b>Item 414229 1 Totals:</b>	<b>\$1,855,002</b>	<b>\$150,000</b>	<b>\$150,000</b>	<b>\$150,000</b>	<b>\$150,000</b>	<b>\$150,000</b>	<b>\$0</b>	<b>\$2,605,002</b>

<u>Item Number:</u> <b>414230 1</b>	<u>Description:</u> HILLSBORO COUNTY YOUTH WORK MAINTENANCE PROGRAM	<u>LRTP:</u> <b>System preservation, p. 161</b>
<u>Related Project:</u> 4142301	<u>Extra Description:</u>	
<u>Project Length:</u> 0		*NON-SIS*
<u>Type of Work</u> ROUTINE MAINTENANCE		

Fund	<2017	2017	2018	2019	2020	2021	>2021	All Years
<b>BRDG/RDWY/CONTRACT MAINT - MANAGED BY FDOT</b>								
D	\$1,921,886	\$200,000	\$200,000	\$200,000	\$200,000	\$200,000	\$0	\$2,921,886
<b>Totals:</b>	<b>\$1,921,886</b>	<b>\$200,000</b>	<b>\$200,000</b>	<b>\$200,000</b>	<b>\$200,000</b>	<b>\$200,000</b>	<b>\$0</b>	<b>\$2,921,886</b>
<b>Item 414230 1 Totals:</b>	<b>\$1,921,886</b>	<b>\$200,000</b>	<b>\$200,000</b>	<b>\$200,000</b>	<b>\$200,000</b>	<b>\$200,000</b>	<b>\$0</b>	<b>\$2,921,886</b>

<u>Item Number:</u> <b>400457 1</b>	<u>Description:</u> HILLSBOROUGH CO (10)	<u>LRTP:</u> <b>System preservation, p. 161</b>
<u>Related Project:</u> 4004571	<u>Extra Description:</u>	
<u>Project Length:</u> 0		*NON-SIS*
<u>Type of Work</u> ROUTINE MAINTENANCE		

Fund	<2017	2017	2018	2019	2020	2021	>2021	All Years
<b>BRDG/RDWY/CONTRACT MAINT - MANAGED BY FDOT</b>								
D	\$102,393,070	\$6,960,000	\$6,960,000	\$6,960,000	\$6,960,000	\$6,960,000	\$0	\$137,193,070
<b>Totals:</b>	<b>\$102,393,070</b>	<b>\$6,960,000</b>	<b>\$6,960,000</b>	<b>\$6,960,000</b>	<b>\$6,960,000</b>	<b>\$6,960,000</b>	<b>\$0</b>	<b>\$137,193,070</b>
<b>Item 400457 1 Totals:</b>	<b>\$102,393,070</b>	<b>\$6,960,000</b>	<b>\$6,960,000</b>	<b>\$6,960,000</b>	<b>\$6,960,000</b>	<b>\$6,960,000</b>	<b>\$0</b>	<b>\$137,193,070</b>



<u>Item Number:</u> <b>401451 1</b>	<u>Description:</u> HILLSBOROUGH CO (10)	<u>L RTP:</u> <b>System preservation, p. 161</b>
<u>Related Project:</u> 4014511	<u>Extra Description:</u>	
<u>Project Length:</u> 0		<b>*SIS*</b>
<u>Type of Work</u> ROUTINE MAINTENANCE		

Fund	<2017	2017	2018	2019	2020	2021	>2021	All Years
<b>BRDG/RDWY/CONTRACT MAINT - MANAGED BY FDOT</b>								
D	\$13,609,276	\$130,000	\$130,000	\$130,000	\$130,000	\$130,000	\$0	\$14,259,276
<b>Totals:</b>	<b>\$13,609,276</b>	<b>\$130,000</b>	<b>\$130,000</b>	<b>\$130,000</b>	<b>\$130,000</b>	<b>\$130,000</b>	<b>\$0</b>	<b>\$14,259,276</b>
<b>Item 401451 1 Totals:</b>	<b>\$13,609,276</b>	<b>\$130,000</b>	<b>\$130,000</b>	<b>\$130,000</b>	<b>\$130,000</b>	<b>\$130,000</b>	<b>\$0</b>	<b>\$14,259,276</b>

<u>Item Number:</u> <b>400917 1</b>	<u>Description:</u> HILLSBOROUGH CO (10) EAST-WEST X-TOWN	<u>L RTP:</u> <b>System preservation, p. 161</b>
<u>Related Project:</u> 4009171	<u>Extra Description:</u>	
<u>Project Length:</u> 0		<b>*NON-SIS*</b>
<u>Type of Work</u> ROUTINE MAINTENANCE		

Fund	<2017	2017	2018	2019	2020	2021	>2021	All Years
<b>BRDG/RDWY/CONTRACT MAINT - MANAGED BY FDOT</b>								
TM06	\$2,516,091	\$10,000	\$10,000	\$10,000	\$10,000	\$10,000	\$0	\$2,566,091
<b>Totals:</b>	<b>\$2,516,091</b>	<b>\$10,000</b>	<b>\$10,000</b>	<b>\$10,000</b>	<b>\$10,000</b>	<b>\$10,000</b>	<b>\$0</b>	<b>\$2,566,091</b>
<b>Item 400917 1 Totals:</b>	<b>\$2,516,091</b>	<b>\$10,000</b>	<b>\$10,000</b>	<b>\$10,000</b>	<b>\$10,000</b>	<b>\$10,000</b>	<b>\$0</b>	<b>\$2,566,091</b>

<u>Item Number:</u> <b>431950 1</b>	<u>Description:</u> I-4 / SELMON XWAY CONNECTOR, ROUTINE MAINT. (FACILITIES & COMMUNIC.)	<u>L RTP:</u> <b>System preservation, p. 161</b>
<u>Related Project:</u> 4319501	<u>Extra Description:</u>	
<u>Project Length:</u> 0		<b>*SIS*</b>
<u>Type of Work</u> ROUTINE MAINTENANCE		

Fund	<2017	2017	2018	2019	2020	2021	>2021	All Years
<b>BRDG/RDWY/CONTRACT MAINT - MANAGED BY FDOT</b>								
PKM1	\$372,814	\$210,000	\$210,000	\$210,000	\$220,000	\$220,000	\$1,140,000	\$2,582,814
<b>Totals:</b>	<b>\$372,814</b>	<b>\$210,000</b>	<b>\$210,000</b>	<b>\$210,000</b>	<b>\$220,000</b>	<b>\$220,000</b>	<b>\$1,140,000</b>	<b>\$2,582,814</b>
<b>Item 431950 1 Totals:</b>	<b>\$372,814</b>	<b>\$210,000</b>	<b>\$210,000</b>	<b>\$210,000</b>	<b>\$220,000</b>	<b>\$220,000</b>	<b>\$1,140,000</b>	<b>\$2,582,814</b>

Item Number: **431950 2** Description: I-4 / SELMON XWAY CONNECTOR, ROUTINE MAINT. (ROADWAY) L RTP: System preservation, p. 161  
 Related Project: 4319501 Extra Description:  
 Project Length: 0 \*SIS\*  
 Type of Work ROUTINE MAINTENANCE

Fund	<2017	2017	2018	2019	2020	2021	>2021	All Years
<b>BRDG/RDWY/CONTRACT MAINT - MANAGED BY FDOT</b>								
PKM1	\$14,246	\$57,680	\$57,680	\$62,295	\$62,295	\$88,417	\$442,085	\$784,698
<b>Totals:</b>	<b>\$14,246</b>	<b>\$57,680</b>	<b>\$57,680</b>	<b>\$62,295</b>	<b>\$62,295</b>	<b>\$88,417</b>	<b>\$442,085</b>	<b>\$784,698</b>
<b>Item 431950 2 Totals:</b>	<b>\$14,246</b>	<b>\$57,680</b>	<b>\$57,680</b>	<b>\$62,295</b>	<b>\$62,295</b>	<b>\$88,417</b>	<b>\$442,085</b>	<b>\$784,698</b>

Item Number: **431950 3** Description: I-4 / SELMON XWAY CONNECTOR, STRUCTURES MAINTENANCE L RTP: System preservation, p. 161  
 Related Project: 4319501 Extra Description:  
 Project Length: 0 \*SIS\*  
 Type of Work PERIODIC MAINTENANCE

Fund	<2017	2017	2018	2019	2020	2021	>2021	All Years
<b>CONSTRUCTION - MANAGED BY FDOT</b>								
PKYR	\$165,909	\$39,967	\$89,967	\$89,967	\$86,340	\$86,340	\$431,700	\$990,190
<b>Totals:</b>	<b>\$165,909</b>	<b>\$39,967</b>	<b>\$89,967</b>	<b>\$89,967</b>	<b>\$86,340</b>	<b>\$86,340</b>	<b>\$431,700</b>	<b>\$990,190</b>
<b>BRDG/RDWY/CONTRACT MAINT - MANAGED BY FDOT</b>								
PKM1	\$34,568	\$396,245	\$396,245	\$396,245	\$396,245	\$396,245	\$1,981,225	\$3,997,018
<b>Totals:</b>	<b>\$34,568</b>	<b>\$396,245</b>	<b>\$396,245</b>	<b>\$396,245</b>	<b>\$396,245</b>	<b>\$396,245</b>	<b>\$1,981,225</b>	<b>\$3,997,018</b>
<b>Item 431950 3 Totals:</b>	<b>\$200,477</b>	<b>\$436,212</b>	<b>\$486,212</b>	<b>\$486,212</b>	<b>\$482,585</b>	<b>\$482,585</b>	<b>\$2,412,925</b>	<b>\$4,987,208</b>

Item Number: **431950 4** Description: ROAD RANGER SERVICES - I-4 / SELMON XWAY CROSSTOWN CONNECTOR L RTP: System preservation, p. 161  
 Related Project: 4319501 Extra Description:  
 Project Length: 0 \*SIS\*  
 Type of Work SERVICE PATROL/FHP

Fund	<2017	2017	2018	2019	2020	2021	>2021	All Years
<b>BRDG/RDWY/CONTRACT MAINT - MANAGED BY FDOT</b>								
PKM1	\$1,295,185	\$429,240	\$429,240	\$429,240	\$429,240	\$429,240	\$2,146,200	\$5,587,585
<b>Totals:</b>	<b>\$1,295,185</b>	<b>\$429,240</b>	<b>\$429,240</b>	<b>\$429,240</b>	<b>\$429,240</b>	<b>\$429,240</b>	<b>\$2,146,200</b>	<b>\$5,587,585</b>
<b>Item 431950 4 Totals:</b>	<b>\$1,295,185</b>	<b>\$429,240</b>	<b>\$429,240</b>	<b>\$429,240</b>	<b>\$429,240</b>	<b>\$429,240</b>	<b>\$2,146,200</b>	<b>\$5,587,585</b>

Item Number: **438861 1** Description: TAMPA DISTRICT HEADQUARTERS LED EXTERIOR LIGHTING CONVERSION PKG AREAS L RTP: **Objective 6.2**  
 Related Project: 4388611 Extra Description:  
 Project Length: 0 \*NON-SIS\*  
 Type of Work FIXED CAPITAL OUTLAY

Fund	<2017	2017	2018	2019	2020	2021	>2021	All Years
<b>BRDG/RDWY/CONTRACT MAINT - MANAGED BY FDOT</b>								
D	\$0	\$50,000	\$0	\$0	\$0	\$0	\$0	\$50,000
<b>Totals:</b>	<b>\$0</b>	<b>\$50,000</b>	<b>\$0</b>	<b>\$0</b>	<b>\$0</b>	<b>\$0</b>	<b>\$0</b>	<b>\$50,000</b>
<b>Item 438861 1 Totals:</b>	<b>\$0</b>	<b>\$50,000</b>	<b>\$0</b>	<b>\$0</b>	<b>\$0</b>	<b>\$0</b>	<b>\$0</b>	<b>\$50,000</b>

Item Number: **438860 1** Description: TAMPA DISTRICT HEADQUARTERS OFFICE CERAMIC TILE REPLACEMENT L RTP: **Objective 6.2**  
 Related Project: 4388601 Extra Description:  
 Project Length: 0 \*NON-SIS\*  
 Type of Work FIXED CAPITAL OUTLAY

Fund	<2017	2017	2018	2019	2020	2021	>2021	All Years
<b>BRDG/RDWY/CONTRACT MAINT - MANAGED BY FDOT</b>								
D	\$0	\$25,000	\$0	\$0	\$0	\$0	\$0	\$25,000
<b>Totals:</b>	<b>\$0</b>	<b>\$25,000</b>	<b>\$0</b>	<b>\$0</b>	<b>\$0</b>	<b>\$0</b>	<b>\$0</b>	<b>\$25,000</b>
<b>Item 438860 1 Totals:</b>	<b>\$0</b>	<b>\$25,000</b>	<b>\$0</b>	<b>\$0</b>	<b>\$0</b>	<b>\$0</b>	<b>\$0</b>	<b>\$25,000</b>

Item Number: **438856 1** Description: TAMPA OPERATIONS CENTER PAINTING/CLEANING EXTERIOR L RTP: **Objective 6.2**  
 Related Project: 4388561 Extra Description:  
 Project Length: 0 \*NON-SIS\*  
 Type of Work FIXED CAPITAL OUTLAY

Fund	<2017	2017	2018	2019	2020	2021	>2021	All Years
<b>BRDG/RDWY/CONTRACT MAINT - MANAGED BY FDOT</b>								
D	\$0	\$82,000	\$0	\$0	\$0	\$0	\$0	\$82,000
<b>Totals:</b>	<b>\$0</b>	<b>\$82,000</b>	<b>\$0</b>	<b>\$0</b>	<b>\$0</b>	<b>\$0</b>	<b>\$0</b>	<b>\$82,000</b>
<b>Item 438856 1 Totals:</b>	<b>\$0</b>	<b>\$82,000</b>	<b>\$0</b>	<b>\$0</b>	<b>\$0</b>	<b>\$0</b>	<b>\$0</b>	<b>\$82,000</b>

<u>Item Number:</u> <b>408206 3</b>	<u>Description:</u> I-275/I-4 PATROL FROM HWD FRANKLAND BRIDGE TO BUSCH BLVD	<u>LRTP:</u> <b>Minimize congestion, p. 163</b>
<u>Related Project:</u> 4082061	<u>Extra Description:</u>	
<u>Project Length:</u> 0		*NON-SIS*
<u>Type of Work</u> SERVICE PATROL/FHP		

Fund	<2017	2017	2018	2019	2020	2021	>2021	All Years
<b>BRDG/RDWY/CONTRACT MAINT - MANAGED BY FDOT</b>								
D	\$13,159,674	\$1,389,000	\$1,426,503	\$1,466,445	\$1,504,573	\$1,542,187	\$0	\$20,488,382
SPN	\$0	\$192,752	\$297,373	\$305,633	\$0	\$0	\$0	\$795,758
<b>Totals:</b>	<b>\$13,159,674</b>	<b>\$1,581,752</b>	<b>\$1,723,876</b>	<b>\$1,772,078</b>	<b>\$1,504,573</b>	<b>\$1,542,187</b>	<b>\$0</b>	<b>\$21,284,140</b>
<b>Item 408206 3 Totals:</b>	<b>\$13,159,674</b>	<b>\$1,581,752</b>	<b>\$1,723,876</b>	<b>\$1,772,078</b>	<b>\$1,504,573</b>	<b>\$1,542,187</b>	<b>\$0</b>	<b>\$21,284,140</b>

**FLP: AVIATION**

Item Number: **436801 1**      Description: PETER O.KNIGHT AIRPORT - APRON REHABILITATION      L RTP: **System Preservation, p. 161**  
Related Project: 4368011      Extra Description:  
Project Length: 0      \*NON-SIS\*  
Type of Work AVIATION PRESERVATION PROJECT

Fund	<2017	2017	2018	2019	2020	2021	>2021	All Years
<b>CAPITAL - Managed by AVIATION AUTHORITY</b>								
DPTO	\$0	\$0	\$0	\$0	\$203,000	\$0	\$0	\$203,000
LF	\$0	\$0	\$0	\$0	\$87,000	\$0	\$0	\$87,000
<b>Totals:</b>	<b>\$0</b>	<b>\$0</b>	<b>\$0</b>	<b>\$0</b>	<b>\$290,000</b>	<b>\$0</b>	<b>\$0</b>	<b>\$290,000</b>
<b>Item 436801 1 Totals:</b>	<b>\$0</b>	<b>\$0</b>	<b>\$0</b>	<b>\$0</b>	<b>\$290,000</b>	<b>\$0</b>	<b>\$0</b>	<b>\$290,000</b>

Item Number: **436807 1**      Description: PETER O.KNIGHT AIRPORT - AWOS REPLACEMENT      L RTP: **Objective 1.1**  
Related Project: 4368071      Extra Description:  
Project Length: 0      \*NON-SIS\*  
Type of Work AVIATION SAFETY PROJECT

Fund	<2017	2017	2018	2019	2020	2021	>2021	All Years
<b>CAPITAL - Managed by AVIATION AUTHORITY</b>								
DPTO	\$0	\$0	\$0	\$0	\$197,960	\$0	\$0	\$197,960
LF	\$0	\$0	\$0	\$0	\$84,840	\$0	\$0	\$84,840
<b>Totals:</b>	<b>\$0</b>	<b>\$0</b>	<b>\$0</b>	<b>\$0</b>	<b>\$282,800</b>	<b>\$0</b>	<b>\$0</b>	<b>\$282,800</b>
<b>Item 436807 1 Totals:</b>	<b>\$0</b>	<b>\$0</b>	<b>\$0</b>	<b>\$0</b>	<b>\$282,800</b>	<b>\$0</b>	<b>\$0</b>	<b>\$282,800</b>

Item Number: **438504 1**      Description: PETER O.KNIGHT AIRPORT - HANGAR S REHABILITATION      L RTP: **Objective 4.3**  
Related Project: 4385041      Extra Description:  
Project Length: 0      \*NON-SIS\*  
Type of Work AVIATION REVENUE/OPERATIONAL

Fund	<2017	2017	2018	2019	2020	2021	>2021	All Years
<b>CAPITAL - Managed by AVIATION AUTHORITY</b>								
LF	\$0	\$0	\$0	\$0	\$0	\$25,200	\$0	\$25,200
DPTO	\$0	\$0	\$0	\$0	\$0	\$100,800	\$0	\$100,800
<b>Totals:</b>	<b>\$0</b>	<b>\$0</b>	<b>\$0</b>	<b>\$0</b>	<b>\$0</b>	<b>\$126,000</b>	<b>\$0</b>	<b>\$126,000</b>
<b>Item 438504 1 Totals:</b>	<b>\$0</b>	<b>\$0</b>	<b>\$0</b>	<b>\$0</b>	<b>\$0</b>	<b>\$126,000</b>	<b>\$0</b>	<b>\$126,000</b>

<u>Item Number:</u> <b>436803 1</b>	<u>Description:</u> PETER O.KNIGHT AIRPORT - HANGER B REHABILITATION	<u>L RTP:</u> <b>Objective 4.3</b>
<u>Related Project:</u> 4368031	<u>Extra Description:</u>	
<u>Project Length:</u> 0		*NON-SIS*
<u>Type of Work</u> AVIATION REVENUE/OPERATIONAL		

Fund	<2017	2017	2018	2019	2020	2021	>2021	All Years
<b>CAPITAL - Managed by AVIATION AUTHORITY</b>								
LF	\$0	\$0	\$0	\$0	\$54,630	\$0	\$0	\$54,630
DPTO	\$0	\$0	\$0	\$0	\$127,470	\$0	\$0	\$127,470
<b>Totals:</b>	<b>\$0</b>	<b>\$0</b>	<b>\$0</b>	<b>\$0</b>	<b>\$182,100</b>	<b>\$0</b>	<b>\$0</b>	<b>\$182,100</b>
<b>Item 436803 1 Totals:</b>	<b>\$0</b>	<b>\$0</b>	<b>\$0</b>	<b>\$0</b>	<b>\$182,100</b>	<b>\$0</b>	<b>\$0</b>	<b>\$182,100</b>

<u>Item Number:</u> <b>435239 1</b>	<u>Description:</u> PETER O.KNIGHT AIRPORT - REHABILITATE MAINTENANCE FACILITY	<u>L RTP:</u> <b>Objective 4.3</b>
<u>Related Project:</u> 4352391	<u>Extra Description:</u>	
<u>Project Length:</u> 0		*NON-SIS*
<u>Type of Work</u> AVIATION REVENUE/OPERATIONAL		

Fund	<2017	2017	2018	2019	2020	2021	>2021	All Years
<b>CAPITAL - Managed by AVIATION AUTHORITY</b>								
LF	\$0	\$0	\$0	\$60,000	\$0	\$0	\$0	\$60,000
DPTO	\$0	\$0	\$0	\$240,000	\$0	\$0	\$0	\$240,000
<b>Totals:</b>	<b>\$0</b>	<b>\$0</b>	<b>\$0</b>	<b>\$300,000</b>	<b>\$0</b>	<b>\$0</b>	<b>\$0</b>	<b>\$300,000</b>
<b>Item 435239 1 Totals:</b>	<b>\$0</b>	<b>\$0</b>	<b>\$0</b>	<b>\$300,000</b>	<b>\$0</b>	<b>\$0</b>	<b>\$0</b>	<b>\$300,000</b>

<u>Item Number:</u> <b>435237 1</b>	<u>Description:</u> PETER O.KNIGHT AIRPORT - REPAIR SEAWALL	<u>L RTP:</u> <b>Vulnerability Reduction, p. 164</b>
<u>Related Project:</u> 4352371	<u>Extra Description:</u>	
<u>Project Length:</u> 0		*NON-SIS*
<u>Type of Work</u> AVIATION PRESERVATION PROJECT		

Fund	<2017	2017	2018	2019	2020	2021	>2021	All Years
<b>CAPITAL - Managed by AVIATION AUTHORITY</b>								
LF	\$0	\$0	\$0	\$174,160	\$0	\$0	\$0	\$174,160
DPTO	\$0	\$0	\$0	\$696,640	\$0	\$0	\$0	\$696,640
<b>Totals:</b>	<b>\$0</b>	<b>\$0</b>	<b>\$0</b>	<b>\$870,800</b>	<b>\$0</b>	<b>\$0</b>	<b>\$0</b>	<b>\$870,800</b>
<b>Item 435237 1 Totals:</b>	<b>\$0</b>	<b>\$0</b>	<b>\$0</b>	<b>\$870,800</b>	<b>\$0</b>	<b>\$0</b>	<b>\$0</b>	<b>\$870,800</b>

Item Number: **432979 1** Description: PETER O.KNIGHT AIRPORT - RUNWAY 18/36 REHABILITATION L RTP: System Preservation, p. 161  
 Related Project: 4329791 Extra Description:  
 Project Length: 0 \*NON-SIS\*  
 Type of Work AVIATION PRESERVATION PROJECT

Fund	<2017	2017	2018	2019	2020	2021	>2021	All Years
<b>CAPITAL - Managed by AVIATION AUTHORITY</b>								
DPTO	\$0	\$0	\$408,600	\$0	\$0	\$0	\$0	\$408,600
LF	\$0	\$0	\$102,200	\$0	\$0	\$0	\$0	\$102,200
<b>Totals:</b>	<b>\$0</b>	<b>\$0</b>	<b>\$510,800</b>	<b>\$0</b>	<b>\$0</b>	<b>\$0</b>	<b>\$0</b>	<b>\$510,800</b>
<b>Item 432979 1 Totals:</b>	<b>\$0</b>	<b>\$0</b>	<b>\$510,800</b>	<b>\$0</b>	<b>\$0</b>	<b>\$0</b>	<b>\$0</b>	<b>\$510,800</b>

Item Number: **436805 1** Description: PETER O.KNIGHT AIRPORT - TAXIWAY B REHABILITATION L RTP: System Preservation, p. 161  
 Related Project: 4368051 Extra Description:  
 Project Length: 0 \*NON-SIS\*  
 Type of Work AVIATION PRESERVATION PROJECT

Fund	<2017	2017	2018	2019	2020	2021	>2021	All Years
<b>CAPITAL - Managed by AVIATION AUTHORITY</b>								
DPTO	\$0	\$0	\$0	\$0	\$175,000	\$0	\$0	\$175,000
LF	\$0	\$0	\$0	\$0	\$75,000	\$0	\$0	\$75,000
<b>Totals:</b>	<b>\$0</b>	<b>\$0</b>	<b>\$0</b>	<b>\$0</b>	<b>\$250,000</b>	<b>\$0</b>	<b>\$0</b>	<b>\$250,000</b>
<b>Item 436805 1 Totals:</b>	<b>\$0</b>	<b>\$0</b>	<b>\$0</b>	<b>\$0</b>	<b>\$250,000</b>	<b>\$0</b>	<b>\$0</b>	<b>\$250,000</b>

Item Number: **436806 1** Description: PETER O.KNIGHT AIRPORT - TAXIWAY D REHABILITATION L RTP: System Preservation, p. 161  
 Related Project: 4368061 Extra Description:  
 Project Length: 0 \*NON-SIS\*  
 Type of Work AVIATION PRESERVATION PROJECT

Fund	<2017	2017	2018	2019	2020	2021	>2021	All Years
<b>CAPITAL - Managed by AVIATION AUTHORITY</b>								
DPTO	\$0	\$0	\$0	\$0	\$163,800	\$0	\$0	\$163,800
LF	\$0	\$0	\$0	\$0	\$70,200	\$0	\$0	\$70,200
<b>Totals:</b>	<b>\$0</b>	<b>\$0</b>	<b>\$0</b>	<b>\$0</b>	<b>\$234,000</b>	<b>\$0</b>	<b>\$0</b>	<b>\$234,000</b>
<b>Item 436806 1 Totals:</b>	<b>\$0</b>	<b>\$0</b>	<b>\$0</b>	<b>\$0</b>	<b>\$234,000</b>	<b>\$0</b>	<b>\$0</b>	<b>\$234,000</b>

Item Number: **432980 1** Description: PETER O.KNIGHT AIRPORT - TAXIWAY F REHABILITATION L RTP: **System Preservation, p. 161**  
 Related Project: 4329801 Extra Description:  
 Project Length: 0 \*NON-SIS\*  
 Type of Work AVIATION PRESERVATION PROJECT

Fund	<2017	2017	2018	2019	2020	2021	>2021	All Years
<b>CAPITAL - Managed by AVIATION AUTHORITY</b>								
DPTO	\$0	\$0	\$225,920	\$0	\$0	\$0	\$0	\$225,920
LF	\$0	\$0	\$56,480	\$0	\$0	\$0	\$0	\$56,480
<b>Totals:</b>	<b>\$0</b>	<b>\$0</b>	<b>\$282,400</b>	<b>\$0</b>	<b>\$0</b>	<b>\$0</b>	<b>\$0</b>	<b>\$282,400</b>
<b>Item 432980 1 Totals:</b>	<b>\$0</b>	<b>\$0</b>	<b>\$282,400</b>	<b>\$0</b>	<b>\$0</b>	<b>\$0</b>	<b>\$0</b>	<b>\$282,400</b>

Item Number: **436804 1** Description: PETER O.KNIGHT AIRPORT - TIE-DOWN AREA E REHABILITATION L RTP: **System Preservation, p. 161**  
 Related Project: 4368041 Extra Description:  
 Project Length: 0 \*NON-SIS\*  
 Type of Work AVIATION PRESERVATION PROJECT

Fund	<2017	2017	2018	2019	2020	2021	>2021	All Years
<b>CAPITAL - Managed by AVIATION AUTHORITY</b>								
DPTO	\$0	\$0	\$0	\$0	\$23,800	\$0	\$0	\$23,800
LF	\$0	\$0	\$0	\$0	\$10,200	\$0	\$0	\$10,200
<b>Totals:</b>	<b>\$0</b>	<b>\$0</b>	<b>\$0</b>	<b>\$0</b>	<b>\$34,000</b>	<b>\$0</b>	<b>\$0</b>	<b>\$34,000</b>
<b>Item 436804 1 Totals:</b>	<b>\$0</b>	<b>\$0</b>	<b>\$0</b>	<b>\$0</b>	<b>\$34,000</b>	<b>\$0</b>	<b>\$0</b>	<b>\$34,000</b>

Item Number: **431269 1** Description: PETER O.KNIGHT AIRPORT - TIE-DOWN AREA G & H RECONSTRUCTION L RTP: **System preservation, p. 161**  
 Related Project: 4312691 Extra Description:  
 Project Length: 0 \*NON-SIS\*  
 Type of Work AVIATION PRESERVATION PROJECT

Fund	<2017	2017	2018	2019	2020	2021	>2021	All Years
<b>CAPITAL - Managed by AVIATION AUTHORITY</b>								
DPTO	\$0	\$480,300	\$0	\$0	\$0	\$0	\$0	\$480,300
LF	\$0	\$120,100	\$0	\$0	\$0	\$0	\$0	\$120,100
<b>Totals:</b>	<b>\$0</b>	<b>\$600,400</b>	<b>\$0</b>	<b>\$0</b>	<b>\$0</b>	<b>\$0</b>	<b>\$0</b>	<b>\$600,400</b>
<b>Item 431269 1 Totals:</b>	<b>\$0</b>	<b>\$600,400</b>	<b>\$0</b>	<b>\$0</b>	<b>\$0</b>	<b>\$0</b>	<b>\$0</b>	<b>\$600,400</b>



<u>Item Number:</u> <b>431271 1</b>	<u>Description:</u> PETER O.KNIGHT AIRPORT - TIE-DOWN AREA J REHABILITATION	<u>LRTP:</u> <b>System preservation, p. 161</b>
<u>Related Project:</u> 4312711	<u>Extra Description:</u>	
<u>Project Length:</u> 0		*NON-SIS*
<u>Type of Work</u> AVIATION REVENUE/OPERATIONAL		

Fund	<2017	2017	2018	2019	2020	2021	>2021	All Years
<b>CAPITAL - Managed by AVIATION AUTHORITY</b>								
DPTO	\$0	\$107,200	\$0	\$0	\$0	\$0	\$0	\$107,200
LF	\$0	\$26,900	\$0	\$0	\$0	\$0	\$0	\$26,900
<b>Totals:</b>	<b>\$0</b>	<b>\$134,100</b>	<b>\$0</b>	<b>\$0</b>	<b>\$0</b>	<b>\$0</b>	<b>\$0</b>	<b>\$134,100</b>
<b>Item 431271 1 Totals:</b>	<b>\$0</b>	<b>\$134,100</b>	<b>\$0</b>	<b>\$0</b>	<b>\$0</b>	<b>\$0</b>	<b>\$0</b>	<b>\$134,100</b>

<u>Item Number:</u> <b>431270 1</b>	<u>Description:</u> PETER O.KNIGHT AIRPORT - TIE-DOWN AREA J REHABILITATION.	<u>LRTP:</u> <b>System preservation, p. 161</b>
<u>Related Project:</u> 4312701	<u>Extra Description:</u>	
<u>Project Length:</u> 0		*NON-SIS*
<u>Type of Work</u> AVIATION PRESERVATION PROJECT		

Fund	<2017	2017	2018	2019	2020	2021	>2021	All Years
<b>CAPITAL - Managed by AVIATION AUTHORITY</b>								
DPTO	\$0	\$63,500	\$0	\$0	\$0	\$0	\$0	\$63,500
LF	\$0	\$15,900	\$0	\$0	\$0	\$0	\$0	\$15,900
<b>Totals:</b>	<b>\$0</b>	<b>\$79,400</b>	<b>\$0</b>	<b>\$0</b>	<b>\$0</b>	<b>\$0</b>	<b>\$0</b>	<b>\$79,400</b>
<b>Item 431270 1 Totals:</b>	<b>\$0</b>	<b>\$79,400</b>	<b>\$0</b>	<b>\$0</b>	<b>\$0</b>	<b>\$0</b>	<b>\$0</b>	<b>\$79,400</b>

<u>Item Number:</u> <b>436812 1</b>	<u>Description:</u> PLANT CITY AIRPORT - APRON REHABILITATION	<u>LRTP:</u> <b>System Preservation, p. 161</b>
<u>Related Project:</u> 4368121	<u>Extra Description:</u>	
<u>Project Length:</u> 0		*NON-SIS*
<u>Type of Work</u> AVIATION PRESERVATION PROJECT		

Fund	<2017	2017	2018	2019	2020	2021	>2021	All Years
<b>CAPITAL - Managed by AVIATION AUTHORITY</b>								
LF	\$0	\$0	\$0	\$0	\$394,450	\$0	\$0	\$394,450
DPTO	\$0	\$0	\$0	\$0	\$394,450	\$0	\$0	\$394,450
FAA	\$0	\$0	\$0	\$0	\$450,000	\$0	\$0	\$450,000
<b>Totals:</b>	<b>\$0</b>	<b>\$0</b>	<b>\$0</b>	<b>\$0</b>	<b>\$1,238,900</b>	<b>\$0</b>	<b>\$0</b>	<b>\$1,238,900</b>
<b>Item 436812 1 Totals:</b>	<b>\$0</b>	<b>\$0</b>	<b>\$0</b>	<b>\$0</b>	<b>\$1,238,900</b>	<b>\$0</b>	<b>\$0</b>	<b>\$1,238,900</b>

<u>Item Number:</u> <b>436815 1</b>	<u>Description:</u> PLANT CITY AIRPORT - AWOS REPLACEMENT	<u>LRTP:</u> <b>Objective 1.1</b>
<u>Related Project:</u> 4368151	<u>Extra Description:</u>	
<u>Project Length:</u> 0		*NON-SIS*
<u>Type of Work</u> AVIATION SAFETY PROJECT		

Fund	<2017	2017	2018	2019	2020	2021	>2021	All Years
<b>CAPITAL - Managed by AVIATION AUTHORITY</b>								
LF	\$0	\$0	\$0	\$0	\$84,840	\$0	\$0	\$84,840
DPTO	\$0	\$0	\$0	\$0	\$197,960	\$0	\$0	\$197,960
<b>Totals:</b>	<b>\$0</b>	<b>\$0</b>	<b>\$0</b>	<b>\$0</b>	<b>\$282,800</b>	<b>\$0</b>	<b>\$0</b>	<b>\$282,800</b>
<b>Item 436815 1 Totals:</b>	<b>\$0</b>	<b>\$0</b>	<b>\$0</b>	<b>\$0</b>	<b>\$282,800</b>	<b>\$0</b>	<b>\$0</b>	<b>\$282,800</b>

<u>Item Number:</u> <b>438503 1</b>	<u>Description:</u> PLANT CITY AIRPORT - CONSTRUCT NEW FUEL FARM	<u>LRTP:</u> <b>Objective 4.3</b>
<u>Related Project:</u> 4385031	<u>Extra Description:</u>	
<u>Project Length:</u> 0		*NON-SIS*
<u>Type of Work</u> AVIATION REVENUE/OPERATIONAL		

Fund	<2017	2017	2018	2019	2020	2021	>2021	All Years
<b>CAPITAL - Managed by AVIATION AUTHORITY</b>								
DPTO	\$0	\$0	\$0	\$0	\$600,000	\$0	\$0	\$600,000
LF	\$0	\$0	\$0	\$0	\$400,000	\$0	\$0	\$400,000
<b>Totals:</b>	<b>\$0</b>	<b>\$0</b>	<b>\$0</b>	<b>\$0</b>	<b>\$1,000,000</b>	<b>\$0</b>	<b>\$0</b>	<b>\$1,000,000</b>
<b>Item 438503 1 Totals:</b>	<b>\$0</b>	<b>\$0</b>	<b>\$0</b>	<b>\$0</b>	<b>\$1,000,000</b>	<b>\$0</b>	<b>\$0</b>	<b>\$1,000,000</b>

<u>Item Number:</u> <b>435221 1</b>	<u>Description:</u> PLANT CITY AIRPORT - EXPAND HANGAR FACILITIES	<u>LRTP:</u> <b>Objective 4.3</b>
<u>Related Project:</u> 4352211	<u>Extra Description:</u>	
<u>Project Length:</u> 0		*NON-SIS*
<u>Type of Work</u> AVIATION REVENUE/OPERATIONAL		

Fund	<2017	2017	2018	2019	2020	2021	>2021	All Years
<b>CAPITAL - Managed by AVIATION AUTHORITY</b>								
LF	\$0	\$0	\$0	\$2,717,500	\$0	\$0	\$0	\$2,717,500
DPTO	\$0	\$0	\$0	\$959,200	\$0	\$0	\$0	\$959,200
<b>Totals:</b>	<b>\$0</b>	<b>\$0</b>	<b>\$0</b>	<b>\$3,676,700</b>	<b>\$0</b>	<b>\$0</b>	<b>\$0</b>	<b>\$3,676,700</b>
<b>Item 435221 1 Totals:</b>	<b>\$0</b>	<b>\$0</b>	<b>\$0</b>	<b>\$3,676,700</b>	<b>\$0</b>	<b>\$0</b>	<b>\$0</b>	<b>\$3,676,700</b>

<u>Item Number:</u> <b>436811 1</b>	<u>Description:</u> PLANT CITY AIRPORT - HANGER E REHABILITATION	<u>L RTP:</u> <b>Objective 4.3</b>
<u>Related Project:</u> 4368111	<u>Extra Description:</u>	
<u>Project Length:</u> 0		*NON-SIS*
<u>Type of Work</u> AVIATION REVENUE/OPERATIONAL		

Fund	<2017	2017	2018	2019	2020	2021	>2021	All Years
<b>CAPITAL - Managed by AVIATION AUTHORITY</b>								
DPTO	\$0	\$0	\$0	\$0	\$155,190	\$0	\$0	\$155,190
LF	\$0	\$0	\$0	\$0	\$66,510	\$0	\$0	\$66,510
<b>Totals:</b>	<b>\$0</b>	<b>\$0</b>	<b>\$0</b>	<b>\$0</b>	<b>\$221,700</b>	<b>\$0</b>	<b>\$0</b>	<b>\$221,700</b>
<b>Item 436811 1 Totals:</b>	<b>\$0</b>	<b>\$0</b>	<b>\$0</b>	<b>\$0</b>	<b>\$221,700</b>	<b>\$0</b>	<b>\$0</b>	<b>\$221,700</b>

<u>Item Number:</u> <b>435236 1</b>	<u>Description:</u> PLANT CITY AIRPORT - REHABILITATE MAINTENANCE FACILITY	<u>L RTP:</u> <b>Objective 4.3</b>
<u>Related Project:</u> 4352361	<u>Extra Description:</u>	
<u>Project Length:</u> 0		*NON-SIS*
<u>Type of Work</u> AVIATION REVENUE/OPERATIONAL		

Fund	<2017	2017	2018	2019	2020	2021	>2021	All Years
<b>CAPITAL - Managed by AVIATION AUTHORITY</b>								
DPTO	\$0	\$0	\$0	\$240,000	\$0	\$0	\$0	\$240,000
LF	\$0	\$0	\$0	\$60,000	\$0	\$0	\$0	\$60,000
<b>Totals:</b>	<b>\$0</b>	<b>\$0</b>	<b>\$0</b>	<b>\$300,000</b>	<b>\$0</b>	<b>\$0</b>	<b>\$0</b>	<b>\$300,000</b>
<b>Item 435236 1 Totals:</b>	<b>\$0</b>	<b>\$0</b>	<b>\$0</b>	<b>\$300,000</b>	<b>\$0</b>	<b>\$0</b>	<b>\$0</b>	<b>\$300,000</b>

<u>Item Number:</u> <b>436814 1</b>	<u>Description:</u> PLANT CITY AIRPORT - TAXILANE AND APRON REHABILITATION	<u>L RTP:</u> <b>System Preservation, p. 161</b>
<u>Related Project:</u> 4368141	<u>Extra Description:</u>	
<u>Project Length:</u> 0		*NON-SIS*
<u>Type of Work</u> AVIATION PRESERVATION PROJECT		

Fund	<2017	2017	2018	2019	2020	2021	>2021	All Years
<b>CAPITAL - Managed by AVIATION AUTHORITY</b>								
LF	\$0	\$0	\$0	\$0	\$162,180	\$0	\$0	\$162,180
DPTO	\$0	\$0	\$0	\$0	\$378,420	\$0	\$0	\$378,420
<b>Totals:</b>	<b>\$0</b>	<b>\$0</b>	<b>\$0</b>	<b>\$0</b>	<b>\$540,600</b>	<b>\$0</b>	<b>\$0</b>	<b>\$540,600</b>
<b>Item 436814 1 Totals:</b>	<b>\$0</b>	<b>\$0</b>	<b>\$0</b>	<b>\$0</b>	<b>\$540,600</b>	<b>\$0</b>	<b>\$0</b>	<b>\$540,600</b>

<u>Item Number:</u> <b>436810 1</b>	<u>Description:</u> TAMPA EXECUTIVE AIRPORT - AWOS REPLACEMENT	<u>LRTP:</u> <b>Objective 1.1</b>
<u>Related Project:</u> 4368101	<u>Extra Description:</u>	
<u>Project Length:</u> 0		*NON-SIS*
<u>Type of Work</u> AVIATION SAFETY PROJECT		

Fund	<2017	2017	2018	2019	2020	2021	>2021	All Years
<b>CAPITAL - Managed by AVIATION AUTHORITY</b>								
LF	\$0	\$0	\$0	\$0	\$84,840	\$0	\$0	\$84,840
DPTO	\$0	\$0	\$0	\$0	\$197,960	\$0	\$0	\$197,960
<b>Totals:</b>	<b>\$0</b>	<b>\$0</b>	<b>\$0</b>	<b>\$0</b>	<b>\$282,800</b>	<b>\$0</b>	<b>\$0</b>	<b>\$282,800</b>
<b>Item 436810 1 Totals:</b>	<b>\$0</b>	<b>\$0</b>	<b>\$0</b>	<b>\$0</b>	<b>\$282,800</b>	<b>\$0</b>	<b>\$0</b>	<b>\$282,800</b>

<u>Item Number:</u> <b>435233 1</b>	<u>Description:</u> TAMPA EXECUTIVE AIRPORT - FIRE SUPPRESSION SYSTEM REHABILITATION	<u>LRTP:</u> <b>Objective 1.1</b>
<u>Related Project:</u> 4352331	<u>Extra Description:</u>	
<u>Project Length:</u> 0		*NON-SIS*
<u>Type of Work</u> AVIATION REVENUE/OPERATIONAL		

Fund	<2017	2017	2018	2019	2020	2021	>2021	All Years
<b>CAPITAL - Managed by AVIATION AUTHORITY</b>								
DPTO	\$0	\$0	\$0	\$120,400	\$0	\$0	\$0	\$120,400
LF	\$0	\$0	\$0	\$30,100	\$0	\$0	\$0	\$30,100
<b>Totals:</b>	<b>\$0</b>	<b>\$0</b>	<b>\$0</b>	<b>\$150,500</b>	<b>\$0</b>	<b>\$0</b>	<b>\$0</b>	<b>\$150,500</b>
<b>Item 435233 1 Totals:</b>	<b>\$0</b>	<b>\$0</b>	<b>\$0</b>	<b>\$150,500</b>	<b>\$0</b>	<b>\$0</b>	<b>\$0</b>	<b>\$150,500</b>

<u>Item Number:</u> <b>436808 1</b>	<u>Description:</u> TAMPA EXECUTIVE AIRPORT - FUEL FARM REHABILITATION	<u>LRTP:</u> <b>Objective 4.3</b>
<u>Related Project:</u> 4368081	<u>Extra Description:</u>	
<u>Project Length:</u> 0		*NON-SIS*
<u>Type of Work</u> AVIATION REVENUE/OPERATIONAL		

Fund	<2017	2017	2018	2019	2020	2021	>2021	All Years
<b>CAPITAL - Managed by AVIATION AUTHORITY</b>								
LF	\$0	\$0	\$0	\$0	\$12,000	\$0	\$0	\$12,000
DPTO	\$0	\$0	\$0	\$0	\$28,000	\$0	\$0	\$28,000
<b>Totals:</b>	<b>\$0</b>	<b>\$0</b>	<b>\$0</b>	<b>\$0</b>	<b>\$40,000</b>	<b>\$0</b>	<b>\$0</b>	<b>\$40,000</b>
<b>Item 436808 1 Totals:</b>	<b>\$0</b>	<b>\$0</b>	<b>\$0</b>	<b>\$0</b>	<b>\$40,000</b>	<b>\$0</b>	<b>\$0</b>	<b>\$40,000</b>

<u>Item Number:</u> <b>438517 1</b>	<u>Description:</u> TAMPA EXECUTIVE AIRPORT - HANGAR 3700/A REHABILITATION	<u>L RTP:</u> <b>Objective 4.3</b>
<u>Related Project:</u> 4385171	<u>Extra Description:</u>	
<u>Project Length:</u> 0		*NON-SIS*
<u>Type of Work</u> AVIATION REVENUE/OPERATIONAL		

Fund	<2017	2017	2018	2019	2020	2021	>2021	All Years
<b>CAPITAL - Managed by AVIATION AUTHORITY</b>								
LF	\$0	\$0	\$0	\$0	\$0	\$50,000	\$0	\$50,000
DPTO	\$0	\$0	\$0	\$0	\$0	\$200,000	\$0	\$200,000
<b>Totals:</b>	<b>\$0</b>	<b>\$0</b>	<b>\$0</b>	<b>\$0</b>	<b>\$0</b>	<b>\$250,000</b>	<b>\$0</b>	<b>\$250,000</b>
<b>Item 438517 1 Totals:</b>	<b>\$0</b>	<b>\$0</b>	<b>\$0</b>	<b>\$0</b>	<b>\$0</b>	<b>\$250,000</b>	<b>\$0</b>	<b>\$250,000</b>

<u>Item Number:</u> <b>438507 1</b>	<u>Description:</u> TAMPA EXECUTIVE AIRPORT - HANGAR 3800/B REHABILITATION	<u>L RTP:</u> <b>Objective 4.3</b>
<u>Related Project:</u> 4385071	<u>Extra Description:</u>	
<u>Project Length:</u> 0		*NON-SIS*
<u>Type of Work</u> AVIATION REVENUE/OPERATIONAL		

Fund	<2017	2017	2018	2019	2020	2021	>2021	All Years
<b>CAPITAL - Managed by AVIATION AUTHORITY</b>								
DPTO	\$0	\$0	\$0	\$0	\$0	\$200,000	\$0	\$200,000
LF	\$0	\$0	\$0	\$0	\$0	\$50,000	\$0	\$50,000
<b>Totals:</b>	<b>\$0</b>	<b>\$0</b>	<b>\$0</b>	<b>\$0</b>	<b>\$0</b>	<b>\$250,000</b>	<b>\$0</b>	<b>\$250,000</b>
<b>Item 438507 1 Totals:</b>	<b>\$0</b>	<b>\$0</b>	<b>\$0</b>	<b>\$0</b>	<b>\$0</b>	<b>\$250,000</b>	<b>\$0</b>	<b>\$250,000</b>

<u>Item Number:</u> <b>431255 1</b>	<u>Description:</u> TAMPA EXECUTIVE AIRPORT - HANGAR EXPANSION	<u>L RTP:</u> <b>Objective 2.1</b>
<u>Related Project:</u> 4312551	<u>Extra Description:</u>	
<u>Project Length:</u> 0		*NON-SIS*
<u>Type of Work</u> AVIATION REVENUE/OPERATIONAL		

Fund	<2017	2017	2018	2019	2020	2021	>2021	All Years
<b>CAPITAL - Managed by AVIATION AUTHORITY</b>								
LF	\$0	\$1,008,200	\$0	\$0	\$0	\$0	\$0	\$1,008,200
DDR	\$0	\$103,791	\$0	\$0	\$0	\$0	\$0	\$103,791
DPTO	\$0	\$2,224,483	\$0	\$0	\$0	\$0	\$0	\$2,224,483
<b>Totals:</b>	<b>\$0</b>	<b>\$3,336,474</b>	<b>\$0</b>	<b>\$0</b>	<b>\$0</b>	<b>\$0</b>	<b>\$0</b>	<b>\$3,336,474</b>
<b>Item 431255 1 Totals:</b>	<b>\$0</b>	<b>\$3,336,474</b>	<b>\$0</b>	<b>\$0</b>	<b>\$0</b>	<b>\$0</b>	<b>\$0</b>	<b>\$3,336,474</b>

<u>Item Number:</u> <b>431256 1</b>	<u>Description:</u> TAMPA EXECUTIVE AIRPORT - OPERATIONS AND MAINTENANCE FACILITY REHAB	<u>L RTP:</u> <b>System preservation, p. 161</b>
<u>Related Project:</u> 4312561	<u>Extra Description:</u>	
<u>Project Length:</u> 0		*NON-SIS*
<u>Type of Work</u> AVIATION REVENUE/OPERATIONAL		

Fund	<2017	2017	2018	2019	2020	2021	>2021	All Years
<b>CAPITAL - Managed by AVIATION AUTHORITY</b>								
LF	\$0	\$24,900	\$0	\$0	\$0	\$0	\$0	\$24,900
DPTO	\$0	\$85,000	\$0	\$0	\$0	\$0	\$0	\$85,000
<b>Totals:</b>	<b>\$0</b>	<b>\$109,900</b>	<b>\$0</b>	<b>\$0</b>	<b>\$0</b>	<b>\$0</b>	<b>\$0</b>	<b>\$109,900</b>
<b>Item 431256 1 Totals:</b>	<b>\$0</b>	<b>\$109,900</b>	<b>\$0</b>	<b>\$0</b>	<b>\$0</b>	<b>\$0</b>	<b>\$0</b>	<b>\$109,900</b>

<u>Item Number:</u> <b>435235 1</b>	<u>Description:</u> TAMPA EXECUTIVE AIRPORT - REHABILITATE MAINTENANCE FACILITY	<u>L RTP:</u> <b>Objective 4.3</b>
<u>Related Project:</u> 4352351	<u>Extra Description:</u>	
<u>Project Length:</u> 0		*NON-SIS*
<u>Type of Work</u> AVIATION REVENUE/OPERATIONAL		

Fund	<2017	2017	2018	2019	2020	2021	>2021	All Years
<b>CAPITAL - Managed by AVIATION AUTHORITY</b>								
LF	\$0	\$0	\$0	\$60,000	\$0	\$0	\$0	\$60,000
DPTO	\$0	\$0	\$0	\$240,000	\$0	\$0	\$0	\$240,000
<b>Totals:</b>	<b>\$0</b>	<b>\$0</b>	<b>\$0</b>	<b>\$300,000</b>	<b>\$0</b>	<b>\$0</b>	<b>\$0</b>	<b>\$300,000</b>
<b>Item 435235 1 Totals:</b>	<b>\$0</b>	<b>\$0</b>	<b>\$0</b>	<b>\$300,000</b>	<b>\$0</b>	<b>\$0</b>	<b>\$0</b>	<b>\$300,000</b>

<u>Item Number:</u> <b>435232 1</b>	<u>Description:</u> TAMPA EXECUTIVE AIRPORT - REHABILITATE SERVICE ROAD	<u>L RTP:</u> <b>System Preservation, p. 161</b>
<u>Related Project:</u> 4352321	<u>Extra Description:</u>	
<u>Project Length:</u> 0		*NON-SIS*
<u>Type of Work</u> AVIATION PRESERVATION PROJECT		

Fund	<2017	2017	2018	2019	2020	2021	>2021	All Years
<b>CAPITAL - Managed by AVIATION AUTHORITY</b>								
DPTO	\$0	\$0	\$0	\$170,240	\$0	\$0	\$0	\$170,240
LF	\$0	\$0	\$0	\$42,560	\$0	\$0	\$0	\$42,560
FAA	\$0	\$0	\$0	\$450,000	\$0	\$0	\$0	\$450,000
<b>Totals:</b>	<b>\$0</b>	<b>\$0</b>	<b>\$0</b>	<b>\$662,800</b>	<b>\$0</b>	<b>\$0</b>	<b>\$0</b>	<b>\$662,800</b>
<b>Item 435232 1 Totals:</b>	<b>\$0</b>	<b>\$0</b>	<b>\$0</b>	<b>\$662,800</b>	<b>\$0</b>	<b>\$0</b>	<b>\$0</b>	<b>\$662,800</b>

Item Number: **435234 1** Description: TAMPA EXECUTIVE AIRPORT - REHABILITATE TERMINAL BUILDING L RTP: **Objective 4.3**  
 Related Project: 4352341 Extra Description:  
 Project Length: 0 \*NON-SIS\*  
 Type of Work AVIATION REVENUE/OPERATIONAL

Fund	<2017	2017	2018	2019	2020	2021	>2021	All Years
<b>CAPITAL - Managed by AVIATION AUTHORITY</b>								
LF	\$0	\$0	\$0	\$71,060	\$0	\$0	\$0	\$71,060
DPTO	\$0	\$0	\$0	\$284,240	\$0	\$0	\$0	\$284,240
<b>Totals:</b>	<b>\$0</b>	<b>\$0</b>	<b>\$0</b>	<b>\$355,300</b>	<b>\$0</b>	<b>\$0</b>	<b>\$0</b>	<b>\$355,300</b>
<b>Item 435234 1 Totals:</b>	<b>\$0</b>	<b>\$0</b>	<b>\$0</b>	<b>\$355,300</b>	<b>\$0</b>	<b>\$0</b>	<b>\$0</b>	<b>\$355,300</b>

Item Number: **438505 1** Description: TAMPA EXECUTIVE AIRPORT - RUNWAY 18/36 PAPI LIGHT REPLACEMENT L RTP: **System Preservation, p. 161**  
 Related Project: 4385051 Extra Description:  
 Project Length: 0 \*NON-SIS\*  
 Type of Work AVIATION PRESERVATION PROJECT

Fund	<2017	2017	2018	2019	2020	2021	>2021	All Years
<b>CAPITAL - Managed by AVIATION AUTHORITY</b>								
FAA	\$0	\$0	\$0	\$0	\$0	\$137,900	\$0	\$137,900
LF	\$0	\$0	\$0	\$0	\$0	\$3,080	\$0	\$3,080
DPTO	\$0	\$0	\$0	\$0	\$0	\$12,320	\$0	\$12,320
<b>Totals:</b>	<b>\$0</b>	<b>\$0</b>	<b>\$0</b>	<b>\$0</b>	<b>\$0</b>	<b>\$153,300</b>	<b>\$0</b>	<b>\$153,300</b>
<b>Item 438505 1 Totals:</b>	<b>\$0</b>	<b>\$0</b>	<b>\$0</b>	<b>\$0</b>	<b>\$0</b>	<b>\$153,300</b>	<b>\$0</b>	<b>\$153,300</b>

Item Number: **438506 1** Description: TAMPA EXECUTIVE AIRPORT - RUNWAY 18/36 REIL LIGHT REPLACEMENT L RTP: **System Preservation, p. 161**  
 Related Project: 4385061 Extra Description:  
 Project Length: 0 \*NON-SIS\*  
 Type of Work AVIATION PRESERVATION PROJECT

Fund	<2017	2017	2018	2019	2020	2021	>2021	All Years
<b>CAPITAL - Managed by AVIATION AUTHORITY</b>								
DPTO	\$0	\$0	\$0	\$0	\$0	\$16,080	\$0	\$16,080
LF	\$0	\$0	\$0	\$0	\$0	\$4,020	\$0	\$4,020
FAA	\$0	\$0	\$0	\$0	\$0	\$180,200	\$0	\$180,200
<b>Totals:</b>	<b>\$0</b>	<b>\$0</b>	<b>\$0</b>	<b>\$0</b>	<b>\$0</b>	<b>\$200,300</b>	<b>\$0</b>	<b>\$200,300</b>
<b>Item 438506 1 Totals:</b>	<b>\$0</b>	<b>\$0</b>	<b>\$0</b>	<b>\$0</b>	<b>\$0</b>	<b>\$200,300</b>	<b>\$0</b>	<b>\$200,300</b>

Item Number: **432984 1** Description: TAMPA EXECUTIVE AIRPORT - RUNWAY 5/23 AND ASSOCIATED TAXIWAY L RTP: System Preservation, p. 161  
 Related Project: 4329841 Extra Description: LIGHTING REHABILITATION  
 Project Length: 0 \*NON-SIS\*  
 Type of Work AVIATION PRESERVATION PROJECT

Fund	<2017	2017	2018	2019	2020	2021	>2021	All Years
<b>CAPITAL - Managed by AVIATION AUTHORITY</b>								
DPTO	\$0	\$0	\$415,000	\$0	\$0	\$0	\$0	\$415,000
LF	\$0	\$0	\$415,000	\$0	\$0	\$0	\$0	\$415,000
<b>Totals:</b>	<b>\$0</b>	<b>\$0</b>	<b>\$830,000</b>	<b>\$0</b>	<b>\$0</b>	<b>\$0</b>	<b>\$0</b>	<b>\$830,000</b>
<b>Item 432984 1 Totals:</b>	<b>\$0</b>	<b>\$0</b>	<b>\$830,000</b>	<b>\$0</b>	<b>\$0</b>	<b>\$0</b>	<b>\$0</b>	<b>\$830,000</b>

Item Number: **432985 1** Description: TAMPA EXECUTIVE AIRPORT - RUNWAY 5/23 AND ASSOCIATED TAXIWAY. L RTP: System Preservation, p. 161  
 Related Project: 4329851 Extra Description: SIGNAGE REHABILITATION  
 Project Length: 0 \*NON-SIS\*  
 Type of Work AVIATION PRESERVATION PROJECT

Fund	<2017	2017	2018	2019	2020	2021	>2021	All Years
<b>CAPITAL - Managed by AVIATION AUTHORITY</b>								
DPTO	\$0	\$0	\$288,600	\$0	\$0	\$0	\$0	\$288,600
LF	\$0	\$0	\$138,700	\$0	\$0	\$0	\$0	\$138,700
FAA	\$0	\$0	\$450,000	\$0	\$0	\$0	\$0	\$450,000
<b>Totals:</b>	<b>\$0</b>	<b>\$0</b>	<b>\$877,300</b>	<b>\$0</b>	<b>\$0</b>	<b>\$0</b>	<b>\$0</b>	<b>\$877,300</b>
<b>Item 432985 1 Totals:</b>	<b>\$0</b>	<b>\$0</b>	<b>\$877,300</b>	<b>\$0</b>	<b>\$0</b>	<b>\$0</b>	<b>\$0</b>	<b>\$877,300</b>

Item Number: **432986 1** Description: TAMPA EXECUTIVE AIRPORT - RUNWAY 5/23 MALSR LIGHT POLE REPLACEMENTS L RTP: System Preservation, p. 161  
 Related Project: 4329861 Extra Description:  
 Project Length: 0 \*NON-SIS\*  
 Type of Work AVIATION PRESERVATION PROJECT

Fund	<2017	2017	2018	2019	2020	2021	>2021	All Years
<b>CAPITAL - Managed by AVIATION AUTHORITY</b>								
DPTO	\$0	\$0	\$127,900	\$0	\$0	\$0	\$0	\$127,900
LF	\$0	\$0	\$32,000	\$0	\$0	\$0	\$0	\$32,000
<b>Totals:</b>	<b>\$0</b>	<b>\$0</b>	<b>\$159,900</b>	<b>\$0</b>	<b>\$0</b>	<b>\$0</b>	<b>\$0</b>	<b>\$159,900</b>
<b>Item 432986 1 Totals:</b>	<b>\$0</b>	<b>\$0</b>	<b>\$159,900</b>	<b>\$0</b>	<b>\$0</b>	<b>\$0</b>	<b>\$0</b>	<b>\$159,900</b>



Item Number: **432987 1** Description: TAMPA EXECUTIVE AIRPORT - RUNWAY 5/23 PAPI REPLACEMENT L RTP: **System Preservation, p. 161**  
 Related Project: 4329871 Extra Description:  
 Project Length: 0 \*NON-SIS\*  
 Type of Work AVIATION PRESERVATION PROJECT

Fund	<2017	2017	2018	2019	2020	2021	>2021	All Years
<b>CAPITAL - Managed by AVIATION AUTHORITY</b>								
DPTO	\$0	\$0	\$166,000	\$0	\$0	\$0	\$0	\$166,000
LF	\$0	\$0	\$41,600	\$0	\$0	\$0	\$0	\$41,600
<b>Totals:</b>	<b>\$0</b>	<b>\$0</b>	<b>\$207,600</b>	<b>\$0</b>	<b>\$0</b>	<b>\$0</b>	<b>\$0</b>	<b>\$207,600</b>
<b>Item 432987 1 Totals:</b>	<b>\$0</b>	<b>\$0</b>	<b>\$207,600</b>	<b>\$0</b>	<b>\$0</b>	<b>\$0</b>	<b>\$0</b>	<b>\$207,600</b>

Item Number: **432988 1** Description: TAMPA EXECUTIVE AIRPORT - RUNWAY 5/23 REHABILITATION L RTP: **System Preservation, p. 161**  
 Related Project: 4329881 Extra Description:  
 Project Length: 0 \*NON-SIS\*  
 Type of Work AVIATION PRESERVATION PROJECT

Fund	<2017	2017	2018	2019	2020	2021	>2021	All Years
<b>CAPITAL - Managed by AVIATION AUTHORITY</b>								
LF	\$0	\$0	\$218,300	\$0	\$0	\$0	\$0	\$218,300
FAA	\$0	\$0	\$2,619,600	\$0	\$0	\$0	\$0	\$2,619,600
DPTO	\$0	\$0	\$72,800	\$0	\$0	\$0	\$0	\$72,800
<b>Totals:</b>	<b>\$0</b>	<b>\$0</b>	<b>\$2,910,700</b>	<b>\$0</b>	<b>\$0</b>	<b>\$0</b>	<b>\$0</b>	<b>\$2,910,700</b>
<b>Item 432988 1 Totals:</b>	<b>\$0</b>	<b>\$0</b>	<b>\$2,910,700</b>	<b>\$0</b>	<b>\$0</b>	<b>\$0</b>	<b>\$0</b>	<b>\$2,910,700</b>

Item Number: **432989 1** Description: TAMPA EXECUTIVE AIRPORT - RUNWAY 5/23 REILS REPLACEMENT L RTP: **System Preservation, p. 161**  
 Related Project: 4329891 Extra Description:  
 Project Length: 0 \*NON-SIS\*  
 Type of Work AVIATION PRESERVATION PROJECT

Fund	<2017	2017	2018	2019	2020	2021	>2021	All Years
<b>CAPITAL - Managed by AVIATION AUTHORITY</b>								
DPTO	\$0	\$0	\$84,300	\$0	\$0	\$0	\$0	\$84,300
LF	\$0	\$0	\$84,300	\$0	\$0	\$0	\$0	\$84,300
<b>Totals:</b>	<b>\$0</b>	<b>\$0</b>	<b>\$168,600</b>	<b>\$0</b>	<b>\$0</b>	<b>\$0</b>	<b>\$0</b>	<b>\$168,600</b>
<b>Item 432989 1 Totals:</b>	<b>\$0</b>	<b>\$0</b>	<b>\$168,600</b>	<b>\$0</b>	<b>\$0</b>	<b>\$0</b>	<b>\$0</b>	<b>\$168,600</b>

<u>Item Number:</u> <b>435231 1</b>	<u>Description:</u> TAMPA EXECUTIVE AIRPORT - RUNWAY PROTECTION ZONE TREE TRIMMING	<u>L RTP:</u> <b>Objective 1.1</b>
<u>Related Project:</u> 4352311	<u>Extra Description:</u>	
<u>Project Length:</u> 0		*NON-SIS*
<u>Type of Work</u> AVIATION SAFETY PROJECT		

Fund	<2017	2017	2018	2019	2020	2021	>2021	All Years
<b>CAPITAL - Managed by AVIATION AUTHORITY</b>								
DPTO	\$0	\$0	\$0	\$407,600	\$0	\$0	\$0	\$407,600
LF	\$0	\$0	\$0	\$101,900	\$0	\$0	\$0	\$101,900
<b>Totals:</b>	<b>\$0</b>	<b>\$0</b>	<b>\$0</b>	<b>\$509,500</b>	<b>\$0</b>	<b>\$0</b>	<b>\$0</b>	<b>\$509,500</b>
<b>Item 435231 1 Totals:</b>	<b>\$0</b>	<b>\$0</b>	<b>\$0</b>	<b>\$509,500</b>	<b>\$0</b>	<b>\$0</b>	<b>\$0</b>	<b>\$509,500</b>

<u>Item Number:</u> <b>431257 1</b>	<u>Description:</u> TAMPA EXECUTIVE AIRPORT - TAXI-THRU HANGARS REHABILITATION	<u>L RTP:</u> <b>System preservation, p. 161</b>
<u>Related Project:</u> 4312571	<u>Extra Description:</u>	
<u>Project Length:</u> 0		*NON-SIS*
<u>Type of Work</u> AVIATION REVENUE/OPERATIONAL		

Fund	<2017	2017	2018	2019	2020	2021	>2021	All Years
<b>CAPITAL - Managed by AVIATION AUTHORITY</b>								
LF	\$0	\$56,600	\$0	\$0	\$0	\$0	\$0	\$56,600
DPTO	\$0	\$210,000	\$0	\$0	\$0	\$0	\$0	\$210,000
<b>Totals:</b>	<b>\$0</b>	<b>\$266,600</b>	<b>\$0</b>	<b>\$0</b>	<b>\$0</b>	<b>\$0</b>	<b>\$0</b>	<b>\$266,600</b>
<b>Item 431257 1 Totals:</b>	<b>\$0</b>	<b>\$266,600</b>	<b>\$0</b>	<b>\$0</b>	<b>\$0</b>	<b>\$0</b>	<b>\$0</b>	<b>\$266,600</b>

<u>Item Number:</u> <b>433001 1</b>	<u>Description:</u> TAMPA EXECUTIVE AIRPORT - TAXIWAY C REHABILITATION	<u>L RTP:</u> <b>System Preservation, p. 161</b>
<u>Related Project:</u> 4330011	<u>Extra Description:</u>	
<u>Project Length:</u> 0		*NON-SIS*
<u>Type of Work</u> AVIATION PRESERVATION PROJECT		

Fund	<2017	2017	2018	2019	2020	2021	>2021	All Years
<b>CAPITAL - Managed by AVIATION AUTHORITY</b>								
LF	\$0	\$0	\$96,340	\$0	\$0	\$0	\$0	\$96,340
DPTO	\$0	\$0	\$385,360	\$0	\$0	\$0	\$0	\$385,360
<b>Totals:</b>	<b>\$0</b>	<b>\$0</b>	<b>\$481,700</b>	<b>\$0</b>	<b>\$0</b>	<b>\$0</b>	<b>\$0</b>	<b>\$481,700</b>
<b>Item 433001 1 Totals:</b>	<b>\$0</b>	<b>\$0</b>	<b>\$481,700</b>	<b>\$0</b>	<b>\$0</b>	<b>\$0</b>	<b>\$0</b>	<b>\$481,700</b>

Item Number: **432981 1** Description: TAMPA EXECUTIVE AIRPORT - TAXIWAY D REHABILITATION L RTP: System Preservation, p. 161  
 Related Project: 4329811 Extra Description:  
 Project Length: 0 \*NON-SIS\*  
 Type of Work AVIATION PRESERVATION PROJECT

Fund	<2017	2017	2018	2019	2020	2021	>2021	All Years
<b>CAPITAL - Managed by AVIATION AUTHORITY</b>								
DPTO	\$0	\$0	\$172,480	\$0	\$0	\$0	\$0	\$172,480
LF	\$0	\$0	\$43,120	\$0	\$0	\$0	\$0	\$43,120
<b>Totals:</b>	<b>\$0</b>	<b>\$0</b>	<b>\$215,600</b>	<b>\$0</b>	<b>\$0</b>	<b>\$0</b>	<b>\$0</b>	<b>\$215,600</b>
<b>Item 432981 1 Totals:</b>	<b>\$0</b>	<b>\$0</b>	<b>\$215,600</b>	<b>\$0</b>	<b>\$0</b>	<b>\$0</b>	<b>\$0</b>	<b>\$215,600</b>

Item Number: **432982 1** Description: TAMPA EXECUTIVE AIRPORT - TAXIWAY E REHABILITATION L RTP: System Preservation, p. 161  
 Related Project: 4329821 Extra Description:  
 Project Length: 0 \*NON-SIS\*  
 Type of Work AVIATION PRESERVATION PROJECT

Fund	<2017	2017	2018	2019	2020	2021	>2021	All Years
<b>CAPITAL - Managed by AVIATION AUTHORITY</b>								
DPTO	\$0	\$0	\$849,440	\$0	\$0	\$0	\$0	\$849,440
LF	\$0	\$0	\$212,360	\$0	\$0	\$0	\$0	\$212,360
<b>Totals:</b>	<b>\$0</b>	<b>\$0</b>	<b>\$1,061,800</b>	<b>\$0</b>	<b>\$0</b>	<b>\$0</b>	<b>\$0</b>	<b>\$1,061,800</b>
<b>Item 432982 1 Totals:</b>	<b>\$0</b>	<b>\$0</b>	<b>\$1,061,800</b>	<b>\$0</b>	<b>\$0</b>	<b>\$0</b>	<b>\$0</b>	<b>\$1,061,800</b>

Item Number: **432983 1** Description: TAMPA EXECUTIVE AIRPORT - TAXIWAY F REHABILITATION L RTP: System Preservation, p. 161  
 Related Project: 4329831 Extra Description:  
 Project Length: 0 \*NON-SIS\*  
 Type of Work AVIATION PRESERVATION PROJECT

Fund	<2017	2017	2018	2019	2020	2021	>2021	All Years
<b>CAPITAL - Managed by AVIATION AUTHORITY</b>								
DPTO	\$0	\$0	\$575,118	\$0	\$0	\$0	\$0	\$575,118
LF	\$0	\$0	\$148,020	\$0	\$0	\$0	\$0	\$148,020
<b>Totals:</b>	<b>\$0</b>	<b>\$0</b>	<b>\$723,138</b>	<b>\$0</b>	<b>\$0</b>	<b>\$0</b>	<b>\$0</b>	<b>\$723,138</b>
<b>Item 432983 1 Totals:</b>	<b>\$0</b>	<b>\$0</b>	<b>\$723,138</b>	<b>\$0</b>	<b>\$0</b>	<b>\$0</b>	<b>\$0</b>	<b>\$723,138</b>

<u>Item Number:</u> <b>436809 1</b>	<u>Description:</u> TAMPA EXECUTIVE AIRPORT - TERMINAL CHILLER SYSTEM REPLACEMENT	<u>LRTP:</u> <b>System Preservation, p. 161</b>
<u>Related Project:</u> 4368091	<u>Extra Description:</u>	
<u>Project Length:</u> 0		*NON-SIS*
<u>Type of Work</u> AVIATION PRESERVATION PROJECT		

Fund	<2017	2017	2018	2019	2020	2021	>2021	All Years
<b>CAPITAL - Managed by AVIATION AUTHORITY</b>								
LF	\$0	\$0	\$0	\$0	\$143,700	\$0	\$0	\$143,700
DPTO	\$0	\$0	\$0	\$0	\$335,300	\$0	\$0	\$335,300
<b>Totals:</b>	<b>\$0</b>	<b>\$0</b>	<b>\$0</b>	<b>\$0</b>	<b>\$479,000</b>	<b>\$0</b>	<b>\$0</b>	<b>\$479,000</b>
<b>Item 436809 1 Totals:</b>	<b>\$0</b>	<b>\$0</b>	<b>\$0</b>	<b>\$0</b>	<b>\$479,000</b>	<b>\$0</b>	<b>\$0</b>	<b>\$479,000</b>

<u>Item Number:</u> <b>438833 1</b>	<u>Description:</u> TAMPA INERNATIONAL AIRPORT - AIRSIDE F ROOF REPAIR	<u>LRTP:</u> <b>System Preservation, p. 161</b>
<u>Related Project:</u> 4388331	<u>Extra Description:</u>	
<u>Project Length:</u> 0		*SIS*
<u>Type of Work</u> AVIATION PRESERVATION PROJECT		

Fund	<2017	2017	2018	2019	2020	2021	>2021	All Years
<b>CAPITAL - Managed by AVIATION AUTHORITY</b>								
LF	\$0	\$0	\$0	\$3,900,000	\$0	\$0	\$0	\$3,900,000
DPTO	\$0	\$0	\$0	\$109,078	\$0	\$0	\$0	\$109,078
<b>Totals:</b>	<b>\$0</b>	<b>\$0</b>	<b>\$0</b>	<b>\$4,009,078</b>	<b>\$0</b>	<b>\$0</b>	<b>\$0</b>	<b>\$4,009,078</b>
<b>Item 438833 1 Totals:</b>	<b>\$0</b>	<b>\$0</b>	<b>\$0</b>	<b>\$4,009,078</b>	<b>\$0</b>	<b>\$0</b>	<b>\$0</b>	<b>\$4,009,078</b>

<u>Item Number:</u> <b>425920 2</b>	<u>Description:</u> TAMPA INTERNATIONAL AIRPORT - ACCESS CONTROL SYSTEM REPLACEMENT	<u>LRTP:</u> <b>Policy 1.2B, p. 38</b>
<u>Related Project:</u> 4259201	<u>Extra Description:</u>	
<u>Project Length:</u> 0		*SIS*
<u>Type of Work</u> AVIATION SECURITY PROJECT		

Fund	<2017	2017	2018	2019	2020	2021	>2021	All Years
<b>CAPITAL - Managed by AVIATION AUTHORITY</b>								
DDR	\$2,957,200	\$389,563	\$0	\$0	\$0	\$0	\$0	\$3,346,763
LF	\$2,957,200	\$3,032,200	\$0	\$0	\$0	\$0	\$0	\$5,989,400
DPTO	\$0	\$2,642,637	\$0	\$0	\$0	\$0	\$0	\$2,642,637
<b>Totals:</b>	<b>\$5,914,400</b>	<b>\$6,064,400</b>	<b>\$0</b>	<b>\$0</b>	<b>\$0</b>	<b>\$0</b>	<b>\$0</b>	<b>\$11,978,800</b>
<b>Item 425920 2 Totals:</b>	<b>\$5,914,400</b>	<b>\$6,064,400</b>	<b>\$0</b>	<b>\$0</b>	<b>\$0</b>	<b>\$0</b>	<b>\$0</b>	<b>\$11,978,800</b>

Item Number: **438716 1** Description: TAMPA INTERNATIONAL AIRPORT - AERIAL SURVEY OF RUNWAY APPROACHES L RTP: System Preservation, p. 161  
 Related Project: 4387161 Extra Description: AI PORT AERIALS - TPA, PCA, POK, TEA  
 Project Length: 0 \*SIS\*  
 Type of Work AVIATION PRESERVATION PROJECT

Fund	<2017	2017	2018	2019	2020	2021	>2021	All Years
<b>CAPITAL - Managed by AVIATION AUTHORITY</b>								
LF	\$0	\$0	\$0	\$0	\$0	\$107,280	\$0	\$107,280
DPTO	\$0	\$0	\$0	\$0	\$0	\$107,280	\$0	\$107,280
<b>Totals:</b>	<b>\$0</b>	<b>\$0</b>	<b>\$0</b>	<b>\$0</b>	<b>\$0</b>	<b>\$214,560</b>	<b>\$0</b>	<b>\$214,560</b>
<b>Item 438716 1 Totals:</b>	<b>\$0</b>	<b>\$0</b>	<b>\$0</b>	<b>\$0</b>	<b>\$0</b>	<b>\$214,560</b>	<b>\$0</b>	<b>\$214,560</b>

Item Number: **431251 1** Description: TAMPA INTERNATIONAL AIRPORT - AIRCRAFT RESCUE FIRE FIGHTING TRAINING L RTP: Policy 1.2B, p. 38  
 Related Project: 4312511 Extra Description: FIRE FIGHTING TRAINING FACILITY RELOCATION (BURN PIT)  
 Project Length: 0 \*SIS\*  
 Type of Work AVIATION SAFETY PROJECT

Fund	<2017	2017	2018	2019	2020	2021	>2021	All Years
<b>CAPITAL - Managed by AVIATION AUTHORITY</b>								
FAA	\$0	\$4,824,300	\$0	\$0	\$0	\$0	\$0	\$4,824,300
LF	\$0	\$1,344,800	\$0	\$0	\$0	\$0	\$0	\$1,344,800
DPTO	\$0	\$263,400	\$0	\$0	\$0	\$0	\$0	\$263,400
<b>Totals:</b>	<b>\$0</b>	<b>\$6,432,500</b>	<b>\$0</b>	<b>\$0</b>	<b>\$0</b>	<b>\$0</b>	<b>\$0</b>	<b>\$6,432,500</b>
<b>Item 431251 1 Totals:</b>	<b>\$0</b>	<b>\$6,432,500</b>	<b>\$0</b>	<b>\$0</b>	<b>\$0</b>	<b>\$0</b>	<b>\$0</b>	<b>\$6,432,500</b>

Item Number: **435226 1** Description: TAMPA INTERNATIONAL AIRPORT - AIRFIELD SLAB REPLACEMENT. L RTP: System Preservation, p. 161  
 Related Project: 4352261 Extra Description:  
 Project Length: 0 \*SIS\*  
 Type of Work AVIATION PRESERVATION PROJECT

Fund	<2017	2017	2018	2019	2020	2021	>2021	All Years
<b>CAPITAL - Managed by AVIATION AUTHORITY</b>								
LF	\$0	\$0	\$0	\$275,000	\$0	\$0	\$0	\$275,000
DPTO	\$0	\$0	\$0	\$275,000	\$0	\$0	\$0	\$275,000
FAA	\$0	\$0	\$0	\$1,650,000	\$0	\$0	\$0	\$1,650,000
<b>Totals:</b>	<b>\$0</b>	<b>\$0</b>	<b>\$0</b>	<b>\$2,200,000</b>	<b>\$0</b>	<b>\$0</b>	<b>\$0</b>	<b>\$2,200,000</b>
<b>Item 435226 1 Totals:</b>	<b>\$0</b>	<b>\$0</b>	<b>\$0</b>	<b>\$2,200,000</b>	<b>\$0</b>	<b>\$0</b>	<b>\$0</b>	<b>\$2,200,000</b>

Item Number: **438715 1**      Description: TAMPA INTERNATIONAL AIRPORT - AIRPORT OPERATIONS DATA BASE      LRTP: **Objective 4.3**  
 Related Project: 4387151      Extra Description: SYSTEMS UPGRADE  
 Project Length: 0  
 Type of Work AVIATION REVENUE/OPERATIONAL **\*SIS\***

Fund	<2017	2017	2018	2019	2020	2021	>2021	All Years
<b>CAPITAL - Managed by AVIATION AUTHORITY</b>								
LF	\$0	\$0	\$0	\$0	\$0	\$852,000	\$0	\$852,000
DPTO	\$0	\$0	\$0	\$0	\$0	\$852,000	\$0	\$852,000
<b>Totals:</b>	<b>\$0</b>	<b>\$0</b>	<b>\$0</b>	<b>\$0</b>	<b>\$0</b>	<b>\$1,704,000</b>	<b>\$0</b>	<b>\$1,704,000</b>
<b>Item 438715 1 Totals:</b>	<b>\$0</b>	<b>\$0</b>	<b>\$0</b>	<b>\$0</b>	<b>\$0</b>	<b>\$1,704,000</b>	<b>\$0</b>	<b>\$1,704,000</b>

Item Number: **436834 1**      Description: TAMPA INTERNATIONAL AIRPORT - AIRSIDE A BOARDING BRIDGES      LRTP: **System Preservation, p. 161**  
 Related Project: 4368341      Extra Description:  
 Project Length: 0  
 Type of Work AVIATION PRESERVATION PROJECT **\*SIS\***

Fund	<2017	2017	2018	2019	2020	2021	>2021	All Years
<b>CAPITAL - Managed by AVIATION AUTHORITY</b>								
LF	\$0	\$0	\$0	\$0	\$11,288,135	\$0	\$0	\$11,288,135
DDR	\$0	\$0	\$0	\$0	\$956,865	\$0	\$0	\$956,865
<b>Totals:</b>	<b>\$0</b>	<b>\$0</b>	<b>\$0</b>	<b>\$0</b>	<b>\$12,245,000</b>	<b>\$0</b>	<b>\$0</b>	<b>\$12,245,000</b>
<b>Item 436834 1 Totals:</b>	<b>\$0</b>	<b>\$0</b>	<b>\$0</b>	<b>\$0</b>	<b>\$12,245,000</b>	<b>\$0</b>	<b>\$0</b>	<b>\$12,245,000</b>

Item Number: **429602 1**      Description: TAMPA INTERNATIONAL AIRPORT - AIRSIDE A ROOF REPAIR      LRTP: **System Preservation, p. 161**  
 Related Project: 4296021      Extra Description:  
 Project Length: 0  
 Type of Work AVIATION PRESERVATION PROJECT **\*SIS\***

Fund	<2017	2017	2018	2019	2020	2021	>2021	All Years
<b>CAPITAL - Managed by AVIATION AUTHORITY</b>								
DPTO	\$114,000	\$0	\$0	\$0	\$2,070,000	\$0	\$0	\$2,184,000
LF	\$1,124,500	\$0	\$0	\$0	\$3,105,000	\$0	\$0	\$4,229,500
DDR	\$32,651	\$0	\$0	\$0	\$0	\$0	\$0	\$32,651
<b>Totals:</b>	<b>\$1,271,151</b>	<b>\$0</b>	<b>\$0</b>	<b>\$0</b>	<b>\$5,175,000</b>	<b>\$0</b>	<b>\$0</b>	<b>\$6,446,151</b>
<b>Item 429602 1 Totals:</b>	<b>\$1,271,151</b>	<b>\$0</b>	<b>\$0</b>	<b>\$0</b>	<b>\$5,175,000</b>	<b>\$0</b>	<b>\$0</b>	<b>\$6,446,151</b>

Item Number: **438711 1** Description: TAMPA INTERNATIONAL AIRPORT - BAGGAGE HANDLING SYSTEMS SERVERS L RTP: **System Preservation, p. 161**  
 Related Project: 4387111 Extra Description: UPGRADE/ENHANCEMENT  
 Project Length: 0 **\*SIS\***  
 Type of Work AVIATION PRESERVATION PROJECT

Fund	<2017	2017	2018	2019	2020	2021	>2021	All Years
<b>CAPITAL - Managed by AVIATION AUTHORITY</b>								
DPTO	\$0	\$0	\$0	\$0	\$0	\$1,089,150	\$0	\$1,089,150
LF	\$0	\$0	\$0	\$0	\$0	\$1,089,150	\$0	\$1,089,150
<b>Totals:</b>	<b>\$0</b>	<b>\$0</b>	<b>\$0</b>	<b>\$0</b>	<b>\$0</b>	<b>\$2,178,300</b>	<b>\$0</b>	<b>\$2,178,300</b>
<b>Item 438711 1 Totals:</b>	<b>\$0</b>	<b>\$0</b>	<b>\$0</b>	<b>\$0</b>	<b>\$0</b>	<b>\$2,178,300</b>	<b>\$0</b>	<b>\$2,178,300</b>

Item Number: **435224 1** Description: TAMPA INTERNATIONAL AIRPORT - CARGO PARKING LOT REHABILITATION L RTP: **Objective 4.4**  
 Related Project: 4352241 Extra Description:  
 Project Length: 0 **\*SIS\***  
 Type of Work AVIATION REVENUE/OPERATIONAL

Fund	<2017	2017	2018	2019	2020	2021	>2021	All Years
<b>CAPITAL - Managed by AVIATION AUTHORITY</b>								
LF	\$0	\$0	\$0	\$307,500	\$0	\$0	\$0	\$307,500
DPTO	\$0	\$0	\$0	\$307,500	\$0	\$0	\$0	\$307,500
<b>Totals:</b>	<b>\$0</b>	<b>\$0</b>	<b>\$0</b>	<b>\$615,000</b>	<b>\$0</b>	<b>\$0</b>	<b>\$0</b>	<b>\$615,000</b>
<b>Item 435224 1 Totals:</b>	<b>\$0</b>	<b>\$0</b>	<b>\$0</b>	<b>\$615,000</b>	<b>\$0</b>	<b>\$0</b>	<b>\$0</b>	<b>\$615,000</b>

Item Number: **432968 1** Description: TAMPA INTERNATIONAL AIRPORT - EMPLOYEE SURFACE PARKING EXPANSION L RTP: **Objective 2.1**  
 Related Project: 4329681 Extra Description:  
 Project Length: 0 **\*SIS\***  
 Type of Work AVIATION REVENUE/OPERATIONAL

Fund	<2017	2017	2018	2019	2020	2021	>2021	All Years
<b>CAPITAL - Managed by AVIATION AUTHORITY</b>								
DDR	\$0	\$0	\$802,700	\$0	\$0	\$0	\$0	\$802,700
LF	\$0	\$0	\$2,820,600	\$0	\$0	\$0	\$0	\$2,820,600
<b>Totals:</b>	<b>\$0</b>	<b>\$0</b>	<b>\$3,623,300</b>	<b>\$0</b>	<b>\$0</b>	<b>\$0</b>	<b>\$0</b>	<b>\$3,623,300</b>
<b>Item 432968 1 Totals:</b>	<b>\$0</b>	<b>\$0</b>	<b>\$3,623,300</b>	<b>\$0</b>	<b>\$0</b>	<b>\$0</b>	<b>\$0</b>	<b>\$3,623,300</b>

Item Number: **438709 1** Description: TAMPA INTERNATIONAL AIRPORT - LANDSIDE ELEVATOR REPLACEMENTS L RTP: System Preservation, p. 161  
 Related Project: 4387091 Extra Description:  
 Project Length: 0 \*SIS\*  
 Type of Work AVIATION PRESERVATION PROJECT

Fund	<2017	2017	2018	2019	2020	2021	>2021	All Years
<b>CAPITAL - Managed by AVIATION AUTHORITY</b>								
LF	\$0	\$0	\$0	\$0	\$0	\$2,875,250	\$0	\$2,875,250
DPTO	\$0	\$0	\$0	\$0	\$0	\$2,875,250	\$0	\$2,875,250
<b>Totals:</b>	<b>\$0</b>	<b>\$0</b>	<b>\$0</b>	<b>\$0</b>	<b>\$0</b>	<b>\$5,750,500</b>	<b>\$0</b>	<b>\$5,750,500</b>
<b>Item 438709 1 Totals:</b>	<b>\$0</b>	<b>\$0</b>	<b>\$0</b>	<b>\$0</b>	<b>\$0</b>	<b>\$5,750,500</b>	<b>\$0</b>	<b>\$5,750,500</b>

Item Number: **438714 1** Description: TAMPA INTERNATIONAL AIRPORT - LANDSIDE FIRE SUPPRESSION SYSTEM REFURB L RTP: System Preservation, p. 161  
 Related Project: 4387141 Extra Description:  
 Project Length: 0 \*SIS\*  
 Type of Work AVIATION PRESERVATION PROJECT

Fund	<2017	2017	2018	2019	2020	2021	>2021	All Years
<b>CAPITAL - Managed by AVIATION AUTHORITY</b>								
DPTO	\$0	\$0	\$0	\$0	\$0	\$750,000	\$0	\$750,000
LF	\$0	\$0	\$0	\$0	\$0	\$750,000	\$0	\$750,000
<b>Totals:</b>	<b>\$0</b>	<b>\$0</b>	<b>\$0</b>	<b>\$0</b>	<b>\$0</b>	<b>\$1,500,000</b>	<b>\$0</b>	<b>\$1,500,000</b>
<b>Item 438714 1 Totals:</b>	<b>\$0</b>	<b>\$0</b>	<b>\$0</b>	<b>\$0</b>	<b>\$0</b>	<b>\$1,500,000</b>	<b>\$0</b>	<b>\$1,500,000</b>

Item Number: **431254 1** Description: TAMPA INTERNATIONAL AIRPORT - LONG TERM PARKING GARAGE BC LEVEL REHAB L RTP: System preservation, p. 161  
 Related Project: 4312541 Extra Description: BC LEVEL REHABILITATION  
 Project Length: 0 \*SIS\*  
 Type of Work AVIATION REVENUE/OPERATIONAL

Fund	<2017	2017	2018	2019	2020	2021	>2021	All Years
<b>CAPITAL - Managed by AVIATION AUTHORITY</b>								
DPTO	\$0	\$420,548	\$0	\$0	\$0	\$0	\$0	\$420,548
LF	\$0	\$428,300	\$0	\$0	\$0	\$0	\$0	\$428,300
<b>Totals:</b>	<b>\$0</b>	<b>\$848,848</b>	<b>\$0</b>	<b>\$0</b>	<b>\$0</b>	<b>\$0</b>	<b>\$0</b>	<b>\$848,848</b>
<b>Item 431254 1 Totals:</b>	<b>\$0</b>	<b>\$848,848</b>	<b>\$0</b>	<b>\$0</b>	<b>\$0</b>	<b>\$0</b>	<b>\$0</b>	<b>\$848,848</b>



Item Number: **431253 1** Description: TAMPA INTERNATIONAL AIRPORT - LONG TERM PARKING GARAGE LEVEL 1 REHAB L RTP: System preservation, p. 161  
 Related Project: 4312531 Extra Description: LEVEL 1 REHABILITATION  
 Project Length: 0 \*SIS\*  
 Type of Work AVIATION REVENUE/OPERATIONAL

Fund	<2017	2017	2018	2019	2020	2021	>2021	All Years
<b>CAPITAL - Managed by AVIATION AUTHORITY</b>								
LF	\$0	\$389,700	\$0	\$0	\$0	\$0	\$0	\$389,700
DPTO	\$0	\$350,000	\$0	\$0	\$0	\$0	\$0	\$350,000
<b>Totals:</b>	<b>\$0</b>	<b>\$739,700</b>	<b>\$0</b>	<b>\$0</b>	<b>\$0</b>	<b>\$0</b>	<b>\$0</b>	<b>\$739,700</b>
<b>Item 431253 1 Totals:</b>	<b>\$0</b>	<b>\$739,700</b>	<b>\$0</b>	<b>\$0</b>	<b>\$0</b>	<b>\$0</b>	<b>\$0</b>	<b>\$739,700</b>

Item Number: **431252 1** Description: TAMPA INTERNATIONAL AIRPORT - LONG TERM PARKING GARAGE LEVEL 2 REHAB L RTP: System Preservation, p. 161  
 Related Project: 4312521 Extra Description: LEVEL 2 REHABILITATION  
 Project Length: 0 \*SIS\*  
 Type of Work AVIATION REVENUE/OPERATIONAL

Fund	<2017	2017	2018	2019	2020	2021	>2021	All Years
<b>CAPITAL - Managed by AVIATION AUTHORITY</b>								
LF	\$0	\$389,700	\$0	\$0	\$0	\$0	\$0	\$389,700
DPTO	\$0	\$350,000	\$0	\$0	\$0	\$0	\$0	\$350,000
<b>Totals:</b>	<b>\$0</b>	<b>\$739,700</b>	<b>\$0</b>	<b>\$0</b>	<b>\$0</b>	<b>\$0</b>	<b>\$0</b>	<b>\$739,700</b>
<b>Item 431252 1 Totals:</b>	<b>\$0</b>	<b>\$739,700</b>	<b>\$0</b>	<b>\$0</b>	<b>\$0</b>	<b>\$0</b>	<b>\$0</b>	<b>\$739,700</b>

Item Number: **432972 1** Description: TAMPA INTERNATIONAL AIRPORT - LONG TERM PARKING GARAGE LEVEL 3 REHAB L RTP: System Preservation, p. 161  
 Related Project: 4329721 Extra Description: LEVEL 3 REHABILITATION  
 Project Length: 0 \*SIS\*  
 Type of Work AVIATION REVENUE/OPERATIONAL

Fund	<2017	2017	2018	2019	2020	2021	>2021	All Years
<b>CAPITAL - Managed by AVIATION AUTHORITY</b>								
DPTO	\$0	\$0	\$420,000	\$0	\$0	\$0	\$0	\$420,000
LF	\$0	\$0	\$420,000	\$0	\$0	\$0	\$0	\$420,000
<b>Totals:</b>	<b>\$0</b>	<b>\$0</b>	<b>\$840,000</b>	<b>\$0</b>	<b>\$0</b>	<b>\$0</b>	<b>\$0</b>	<b>\$840,000</b>
<b>Item 432972 1 Totals:</b>	<b>\$0</b>	<b>\$0</b>	<b>\$840,000</b>	<b>\$0</b>	<b>\$0</b>	<b>\$0</b>	<b>\$0</b>	<b>\$840,000</b>

<u>Item Number:</u> <b>432973 1</b>	<u>Description:</u> TAMPA INTERNATIONAL AIRPORT - LONG TERM PARKING GARAGE LEVEL 4 REHAB	<u>L RTP:</u> <b>System Preservation, p. 161</b>
<u>Related Project:</u> 4329731	<u>Extra Description:</u> LEVEL 4 REHABILITATION	
<u>Project Length:</u> 0		<b>*SIS*</b>
<u>Type of Work</u> AVIATION REVENUE/OPERATIONAL		

Fund	<2017	2017	2018	2019	2020	2021	>2021	All Years
<b>CAPITAL - Managed by AVIATION AUTHORITY</b>								
DPTO	\$0	\$0	\$434,000	\$0	\$0	\$0	\$0	\$434,000
LF	\$0	\$0	\$435,600	\$0	\$0	\$0	\$0	\$435,600
<b>Totals:</b>	<b>\$0</b>	<b>\$0</b>	<b>\$869,600</b>	<b>\$0</b>	<b>\$0</b>	<b>\$0</b>	<b>\$0</b>	<b>\$869,600</b>
<b>Item 432973 1 Totals:</b>	<b>\$0</b>	<b>\$0</b>	<b>\$869,600</b>	<b>\$0</b>	<b>\$0</b>	<b>\$0</b>	<b>\$0</b>	<b>\$869,600</b>

<u>Item Number:</u> <b>438753 1</b>	<u>Description:</u> TAMPA INTERNATIONAL AIRPORT - PHASE 2 AND 3 MASTER PLAN PROJECTS	<u>L RTP:</u> <b>Objective 4.3</b>
<u>Related Project:</u> 4387531	<u>Extra Description:</u>	
<u>Project Length:</u> 0		<b>*SIS*</b>
<u>Type of Work</u> AVIATION CAPACITY PROJECT		

Fund	<2017	2017	2018	2019	2020	2021	>2021	All Years
<b>CAPITAL - Managed by AVIATION AUTHORITY</b>								
LF	\$0	\$0	\$0	\$0	\$0	\$38,000,000	\$0	\$38,000,000
GMR	\$0	\$0	\$0	\$0	\$0	\$28,000,000	\$0	\$28,000,000
SIWR	\$0	\$0	\$0	\$0	\$0	\$10,000,000	\$0	\$10,000,000
<b>Totals:</b>	<b>\$0</b>	<b>\$0</b>	<b>\$0</b>	<b>\$0</b>	<b>\$0</b>	<b>\$76,000,000</b>	<b>\$0</b>	<b>\$76,000,000</b>
<b>Item 438753 1 Totals:</b>	<b>\$0</b>	<b>\$0</b>	<b>\$0</b>	<b>\$0</b>	<b>\$0</b>	<b>\$76,000,000</b>	<b>\$0</b>	<b>\$76,000,000</b>

<u>Item Number:</u> <b>438712 1</b>	<u>Description:</u> TAMPA INTERNATIONAL AIRPORT - RAMP A CONCRETE JOINT AND SLAB REHAB	<u>L RTP:</u> <b>System Preservation, p. 161</b>
<u>Related Project:</u> 4387121	<u>Extra Description:</u>	
<u>Project Length:</u> 0		<b>*SIS*</b>
<u>Type of Work</u> AVIATION PRESERVATION PROJECT		

Fund	<2017	2017	2018	2019	2020	2021	>2021	All Years
<b>CAPITAL - Managed by AVIATION AUTHORITY</b>								
LF	\$0	\$0	\$0	\$0	\$0	\$1,062,700	\$0	\$1,062,700
DPTO	\$0	\$0	\$0	\$0	\$0	\$1,062,700	\$0	\$1,062,700
<b>Totals:</b>	<b>\$0</b>	<b>\$0</b>	<b>\$0</b>	<b>\$0</b>	<b>\$0</b>	<b>\$2,125,400</b>	<b>\$0</b>	<b>\$2,125,400</b>
<b>Item 438712 1 Totals:</b>	<b>\$0</b>	<b>\$0</b>	<b>\$0</b>	<b>\$0</b>	<b>\$0</b>	<b>\$2,125,400</b>	<b>\$0</b>	<b>\$2,125,400</b>

Item Number: **432966 1** Description: TAMPA INTERNATIONAL AIRPORT - RAMP BLUE (US AIR) CONCRETE/SLAB REHAB L RTP: System Preservation, p. 161  
 Related Project: 4329661 Extra Description: CONCRETE JOINT AND SLAB REHABILITATION  
 Project Length: 0 \*SIS\*  
 Type of Work AVIATION PRESERVATION PROJECT

Fund	<2017	2017	2018	2019	2020	2021	>2021	All Years
<b>CAPITAL - Managed by AVIATION AUTHORITY</b>								
LF	\$0	\$0	\$330,000	\$0	\$0	\$0	\$0	\$330,000
DPTO	\$0	\$0	\$330,000	\$0	\$0	\$0	\$0	\$330,000
<b>Totals:</b>	<b>\$0</b>	<b>\$0</b>	<b>\$660,000</b>	<b>\$0</b>	<b>\$0</b>	<b>\$0</b>	<b>\$0</b>	<b>\$660,000</b>
<b>Item 432966 1 Totals:</b>	<b>\$0</b>	<b>\$0</b>	<b>\$660,000</b>	<b>\$0</b>	<b>\$0</b>	<b>\$0</b>	<b>\$0</b>	<b>\$660,000</b>

Item Number: **432969 1** Description: TAMPA INTERNATIONAL AIRPORT - RAMP FEDEX/EMORY AND TAXIWAY K L RTP: System Preservation, p. 161  
 Related Project: 4329691 Extra Description: CONCRETE JOINT AND SLAB REHABILITATION  
 Project Length: 0 \*SIS\*  
 Type of Work AVIATION PRESERVATION PROJECT

Fund	<2017	2017	2018	2019	2020	2021	>2021	All Years
<b>CAPITAL - Managed by AVIATION AUTHORITY</b>								
DPTO	\$0	\$0	\$402,714	\$0	\$0	\$0	\$0	\$402,714
DDR	\$0	\$0	\$82,286	\$0	\$0	\$0	\$0	\$82,286
LF	\$0	\$0	\$485,000	\$0	\$0	\$0	\$0	\$485,000
<b>Totals:</b>	<b>\$0</b>	<b>\$0</b>	<b>\$970,000</b>	<b>\$0</b>	<b>\$0</b>	<b>\$0</b>	<b>\$0</b>	<b>\$970,000</b>
<b>Item 432969 1 Totals:</b>	<b>\$0</b>	<b>\$0</b>	<b>\$970,000</b>	<b>\$0</b>	<b>\$0</b>	<b>\$0</b>	<b>\$0</b>	<b>\$970,000</b>

Item Number: **432971 1** Description: TAMPA INTERNATIONAL AIRPORT - RAMP RED (DELTA) CONCRETE/SLAB REHAB L RTP: System Preservation, p. 161  
 Related Project: 4329711 Extra Description: CONCRETE JOINT AND SLAB REHABILITATION  
 Project Length: 0 \*SIS\*  
 Type of Work AVIATION PRESERVATION PROJECT

Fund	<2017	2017	2018	2019	2020	2021	>2021	All Years
<b>CAPITAL - Managed by AVIATION AUTHORITY</b>								
LF	\$0	\$0	\$350,000	\$0	\$0	\$0	\$0	\$350,000
DPTO	\$0	\$0	\$350,000	\$0	\$0	\$0	\$0	\$350,000
<b>Totals:</b>	<b>\$0</b>	<b>\$0</b>	<b>\$700,000</b>	<b>\$0</b>	<b>\$0</b>	<b>\$0</b>	<b>\$0</b>	<b>\$700,000</b>
<b>Item 432971 1 Totals:</b>	<b>\$0</b>	<b>\$0</b>	<b>\$700,000</b>	<b>\$0</b>	<b>\$0</b>	<b>\$0</b>	<b>\$0</b>	<b>\$700,000</b>

Item Number: **436832 1** Description: TAMPA INTERNATIONAL AIRPORT - REHAB RUNWAY 10/28 E OF RUNWAY 19L L RTP: System Preservation, p. 161  
 Related Project: 4368321 Extra Description:  
 Project Length: 0 \*SIS\*  
 Type of Work AVIATION PRESERVATION PROJECT

Fund	<2017	2017	2018	2019	2020	2021	>2021	All Years
<b>CAPITAL - Managed by AVIATION AUTHORITY</b>								
FAA	\$0	\$0	\$0	\$0	\$826,500	\$0	\$0	\$826,500
DDR	\$0	\$0	\$0	\$0	\$1,349,920	\$0	\$0	\$1,349,920
LF	\$0	\$0	\$0	\$0	\$2,024,880	\$0	\$0	\$2,024,880
<b>Totals:</b>	<b>\$0</b>	<b>\$0</b>	<b>\$0</b>	<b>\$0</b>	<b>\$4,201,300</b>	<b>\$0</b>	<b>\$0</b>	<b>\$4,201,300</b>
<b>Item 436832 1 Totals:</b>	<b>\$0</b>	<b>\$0</b>	<b>\$0</b>	<b>\$0</b>	<b>\$4,201,300</b>	<b>\$0</b>	<b>\$0</b>	<b>\$4,201,300</b>

Item Number: **431249 1** Description: TAMPA INTERNATIONAL AIRPORT - STRUCTURAL AND PAVEMENT REPAIRS L RTP: System Preservation, p. 161  
 Related Project: 4312491 Extra Description:  
 Project Length: 0 \*SIS\*  
 Type of Work AVIATION PRESERVATION PROJECT

Fund	<2017	2017	2018	2019	2020	2021	>2021	All Years
<b>CAPITAL - Managed by AVIATION AUTHORITY</b>								
DPTO	\$0	\$504,140	\$0	\$0	\$0	\$0	\$0	\$504,140
DDR	\$0	\$251,612	\$0	\$0	\$0	\$0	\$0	\$251,612
LF	\$0	\$837,300	\$0	\$0	\$0	\$0	\$0	\$837,300
<b>Totals:</b>	<b>\$0</b>	<b>\$1,593,052</b>	<b>\$0</b>	<b>\$0</b>	<b>\$0</b>	<b>\$0</b>	<b>\$0</b>	<b>\$1,593,052</b>
<b>Item 431249 1 Totals:</b>	<b>\$0</b>	<b>\$1,593,052</b>	<b>\$0</b>	<b>\$0</b>	<b>\$0</b>	<b>\$0</b>	<b>\$0</b>	<b>\$1,593,052</b>

Item Number: **438713 1** Description: TAMPA INTERNATIONAL AIRPORT - STRUCTURAL AND PAVEMENT REPAIRS L RTP: System Preservation, p. 161  
 Related Project: 4387131 Extra Description:  
 Project Length: 0 \*SIS\*  
 Type of Work AVIATION PRESERVATION PROJECT

Fund	<2017	2017	2018	2019	2020	2021	>2021	All Years
<b>CAPITAL - Managed by AVIATION AUTHORITY</b>								
DPTO	\$0	\$0	\$0	\$0	\$0	\$931,500	\$0	\$931,500
LF	\$0	\$0	\$0	\$0	\$0	\$931,500	\$0	\$931,500
<b>Totals:</b>	<b>\$0</b>	<b>\$0</b>	<b>\$0</b>	<b>\$0</b>	<b>\$0</b>	<b>\$1,863,000</b>	<b>\$0</b>	<b>\$1,863,000</b>
<b>Item 438713 1 Totals:</b>	<b>\$0</b>	<b>\$0</b>	<b>\$0</b>	<b>\$0</b>	<b>\$0</b>	<b>\$1,863,000</b>	<b>\$0</b>	<b>\$1,863,000</b>

Item Number: **435225 1** Description: TAMPA INTERNATIONAL AIRPORT - TAXIWAY B SHOULDER REHABILITATION L RTP: System Preservation, p. 161  
 Related Project: 4352251 Extra Description:  
 Project Length: 0 \*SIS\*  
 Type of Work AVIATION PRESERVATION PROJECT

Fund	<2017	2017	2018	2019	2020	2021	>2021	All Years
<b>CAPITAL - Managed by AVIATION AUTHORITY</b>								
FAA	\$0	\$0	\$0	\$573,000	\$0	\$0	\$0	\$573,000
LF	\$0	\$0	\$0	\$95,500	\$0	\$0	\$0	\$95,500
DPTO	\$0	\$0	\$0	\$95,500	\$0	\$0	\$0	\$95,500
<b>Totals:</b>	<b>\$0</b>	<b>\$0</b>	<b>\$0</b>	<b>\$764,000</b>	<b>\$0</b>	<b>\$0</b>	<b>\$0</b>	<b>\$764,000</b>
<b>Item 435225 1 Totals:</b>	<b>\$0</b>	<b>\$0</b>	<b>\$0</b>	<b>\$764,000</b>	<b>\$0</b>	<b>\$0</b>	<b>\$0</b>	<b>\$764,000</b>

Item Number: **435215 1** Description: TAMPA INTERNATIONAL AIRPORT - TAXIWAY T AND CORPORATE ROAD L RTP: System Preservation, p. 161  
 Related Project: 4352151 Extra Description: REALIGNMENT AND ASPHALT SERVICE ROAD REPLACEMENT  
 Project Length: 0 \*SIS\*  
 Type of Work AVIATION PRESERVATION PROJECT

Fund	<2017	2017	2018	2019	2020	2021	>2021	All Years
<b>CAPITAL - Managed by AVIATION AUTHORITY</b>								
DDR	\$0	\$0	\$0	\$2,877,981	\$0	\$0	\$0	\$2,877,981
LF	\$0	\$0	\$0	\$3,916,030	\$0	\$0	\$0	\$3,916,030
DPTO	\$0	\$0	\$0	\$1,038,049	\$0	\$0	\$0	\$1,038,049
<b>Totals:</b>	<b>\$0</b>	<b>\$0</b>	<b>\$0</b>	<b>\$7,832,060</b>	<b>\$0</b>	<b>\$0</b>	<b>\$0</b>	<b>\$7,832,060</b>
<b>Item 435215 1 Totals:</b>	<b>\$0</b>	<b>\$0</b>	<b>\$0</b>	<b>\$7,832,060</b>	<b>\$0</b>	<b>\$0</b>	<b>\$0</b>	<b>\$7,832,060</b>

Item Number: **431248 1** Description: TAMPA INTERNATIONAL AIRPORT - TAXIWAY W (W1-W5) L RTP: System Preservation, p. 161  
 Related Project: 4312481 Extra Description: CONCRETE JOINT AND SLAB REHABILITATION  
 Project Length: 0 \*SIS\*  
 Type of Work AVIATION PRESERVATION PROJECT

Fund	<2017	2017	2018	2019	2020	2021	>2021	All Years
<b>CAPITAL - Managed by AVIATION AUTHORITY</b>								
LF	\$0	\$175,300	\$0	\$0	\$0	\$0	\$0	\$175,300
FAA	\$0	\$1,051,500	\$0	\$0	\$0	\$0	\$0	\$1,051,500
DPTO	\$0	\$175,200	\$0	\$0	\$0	\$0	\$0	\$175,200
<b>Totals:</b>	<b>\$0</b>	<b>\$1,402,000</b>	<b>\$0</b>	<b>\$0</b>	<b>\$0</b>	<b>\$0</b>	<b>\$0</b>	<b>\$1,402,000</b>
<b>Item 431248 1 Totals:</b>	<b>\$0</b>	<b>\$1,402,000</b>	<b>\$0</b>	<b>\$0</b>	<b>\$0</b>	<b>\$0</b>	<b>\$0</b>	<b>\$1,402,000</b>

<u>Item Number:</u> <b>431250 1</b>	<u>Description:</u> TAMPA INTERNATIONAL AIRPORT - TAXIWAY W (W1-W5).	<u>LRTP:</u> <b>System Preservation, p. 161</b>
<u>Related Project:</u> 4312501	<u>Extra Description:</u> ASPHALT PAVEMENT REHABILITATION	
<u>Project Length:</u> 0		<b>*SIS*</b>
<u>Type of Work</u> AVIATION PRESERVATION PROJECT		

Fund	<2017	2017	2018	2019	2020	2021	>2021	All Years
<b>CAPITAL - Managed by AVIATION AUTHORITY</b>								
DPTO	\$0	\$303,700	\$0	\$0	\$0	\$0	\$0	\$303,700
LF	\$0	\$303,800	\$0	\$0	\$0	\$0	\$0	\$303,800
FAA	\$0	\$1,822,500	\$0	\$0	\$0	\$0	\$0	\$1,822,500
<b>Totals:</b>	<b>\$0</b>	<b>\$2,430,000</b>	<b>\$0</b>	<b>\$0</b>	<b>\$0</b>	<b>\$0</b>	<b>\$0</b>	<b>\$2,430,000</b>
<b>Item 431250 1 Totals:</b>	<b>\$0</b>	<b>\$2,430,000</b>	<b>\$0</b>	<b>\$0</b>	<b>\$0</b>	<b>\$0</b>	<b>\$0</b>	<b>\$2,430,000</b>

<u>Item Number:</u> <b>431300 1</b>	<u>Description:</u> TAMPA INTERNATIONAL AIRPORT - TAXIWAY W IMPROVEMENT	<u>LRTP:</u> <b>System preservation, p. 161</b>
<u>Related Project:</u> 4313001	<u>Extra Description:</u>	
<u>Project Length:</u> 0		<b>*SIS*</b>
<u>Type of Work</u> AVIATION CAPACITY PROJECT		

Fund	<2017	2017	2018	2019	2020	2021	>2021	All Years
<b>CAPITAL - Managed by AVIATION AUTHORITY</b>								
DIS	\$0	\$5,000,000	\$0	\$0	\$0	\$0	\$0	\$5,000,000
LF	\$0	\$5,000,000	\$0	\$0	\$0	\$0	\$0	\$5,000,000
<b>Totals:</b>	<b>\$0</b>	<b>\$10,000,000</b>	<b>\$0</b>	<b>\$0</b>	<b>\$0</b>	<b>\$0</b>	<b>\$0</b>	<b>\$10,000,000</b>
<b>Item 431300 1 Totals:</b>	<b>\$0</b>	<b>\$10,000,000</b>	<b>\$0</b>	<b>\$0</b>	<b>\$0</b>	<b>\$0</b>	<b>\$0</b>	<b>\$10,000,000</b>

<u>Item Number:</u> <b>435722 1</b>	<u>Description:</u> TAMPA INTERNATIONAL AIRPORT GATEWAY CENTER - AUTOMATED PEOPLE MOVER	<u>LRTP:</u> <b>Fig. 3-27</b>
<u>Related Project:</u> 4357221	<u>Extra Description:</u> FROM RENTAL CAR FACILITY TO TERMINAL	
<u>Project Length:</u> 0		<b>*SIS*</b>
<u>Type of Work</u> AVIATION CAPACITY PROJECT		

Fund	<2017	2017	2018	2019	2020	2021	>2021	All Years
<b>CAPITAL - Managed by AVIATION AUTHORITY</b>								
LF	\$99,000,000	\$55,000,000	\$20,000,000	\$20,000,000	\$0	\$0	\$0	\$194,000,000
DIS	\$2,402,978	\$0	\$0	\$0	\$0	\$0	\$0	\$2,402,978
GMR	\$96,597,022	\$55,000,000	\$20,000,000	\$20,000,000	\$0	\$0	\$0	\$191,597,022
<b>Totals:</b>	<b>\$198,000,000</b>	<b>\$110,000,000</b>	<b>\$40,000,000</b>	<b>\$40,000,000</b>	<b>\$0</b>	<b>\$0</b>	<b>\$0</b>	<b>\$388,000,000</b>
<b>Item 435722 1 Totals:</b>	<b>\$198,000,000</b>	<b>\$110,000,000</b>	<b>\$40,000,000</b>	<b>\$40,000,000</b>	<b>\$0</b>	<b>\$0</b>	<b>\$0</b>	<b>\$388,000,000</b>

Item Number: **432970 1**      Description: TAMPA INTERNATIONAL AIRPORT -STRUCTURAL AND PAVEMENT INSPECT & DESIGN      LRTP: **System Preservation, p. 161**  
 Related Project: 4329701      Extra Description: INSPECTION AND DESIGN  
 Project Length: 0  
 Type of Work AVIATION PRESERVATION PROJECT \*SIS\*

Fund	<2017	2017	2018	2019	2020	2021	>2021	All Years
<b>CAPITAL - Managed by AVIATION AUTHORITY</b>								
DPTO	\$0	\$0	\$234,000	\$0	\$0	\$0	\$0	\$234,000
LF	\$0	\$0	\$234,100	\$0	\$0	\$0	\$0	\$234,100
<b>Totals:</b>	<b>\$0</b>	<b>\$0</b>	<b>\$468,100</b>	<b>\$0</b>	<b>\$0</b>	<b>\$0</b>	<b>\$0</b>	<b>\$468,100</b>
<b>Item 432970 1 Totals:</b>	<b>\$0</b>	<b>\$0</b>	<b>\$468,100</b>	<b>\$0</b>	<b>\$0</b>	<b>\$0</b>	<b>\$0</b>	<b>\$468,100</b>

Item Number: **432974 1**      Description: TAMPA INTERNATIONAL AIRPORT-GEORGE BEAN PARKWAY/BESSIE COLEMAN SRV RD      LRTP: **System Preservation, p. 161**  
 Related Project: 4329741      Extra Description: FROM POST OFFICE NORTH TO AS/F ASPHALT PAVEMENT OVERLAY  
 Project Length: 0  
 Type of Work AVIATION REVENUE/OPERATIONAL \*SIS\*

Fund	<2017	2017	2018	2019	2020	2021	>2021	All Years
<b>CAPITAL - Managed by AVIATION AUTHORITY</b>								
LF	\$0	\$0	\$2,885,000	\$0	\$0	\$0	\$0	\$2,885,000
DDR	\$0	\$0	\$1,223,996	\$0	\$0	\$0	\$0	\$1,223,996
<b>Totals:</b>	<b>\$0</b>	<b>\$0</b>	<b>\$4,108,996</b>	<b>\$0</b>	<b>\$0</b>	<b>\$0</b>	<b>\$0</b>	<b>\$4,108,996</b>
<b>Item 432974 1 Totals:</b>	<b>\$0</b>	<b>\$0</b>	<b>\$4,108,996</b>	<b>\$0</b>	<b>\$0</b>	<b>\$0</b>	<b>\$0</b>	<b>\$4,108,996</b>

**FLP: SEAPORT**

Item Number: **433240 1**      Description: PORT TAMPA BAY - EASTPORT BERTH DEVELOPMENT      L RTP: **Objective 4.4**  
Related Project: 4332401      Extra Description: TAMPA PORT AUTHORITY  
Project Length: 0 **\*SIS\***  
Type of Work SEAPORT CAPACITY PROJECT

Fund	<2017	2017	2018	2019	2020	2021	>2021	All Years
<b>CAPITAL - Managed by PORT TAMPA BAY</b>								
LF	\$0	\$0	\$5,000,000	\$0	\$0	\$0	\$0	\$5,000,000
GMR	\$0	\$0	\$5,000,000	\$0	\$0	\$0	\$0	\$5,000,000
<b>Totals:</b>	<b>\$0</b>	<b>\$0</b>	<b>\$10,000,000</b>	<b>\$0</b>	<b>\$0</b>	<b>\$0</b>	<b>\$0</b>	<b>\$10,000,000</b>
<b>Item 433240 1 Totals:</b>	<b>\$0</b>	<b>\$0</b>	<b>\$10,000,000</b>	<b>\$0</b>	<b>\$0</b>	<b>\$0</b>	<b>\$0</b>	<b>\$10,000,000</b>

Item Number: **434817 1**      Description: PORT TAMPA BAY - GANTRY CRANE REPLACEMENT AND ENHANCEMENT      L RTP: **Objective 4.4**  
Related Project: 4348171      Extra Description:  
Project Length: 0 **\*SIS\***  
Type of Work SEAPORT CAPACITY PROJECT

Fund	<2017	2017	2018	2019	2020	2021	>2021	All Years
<b>CAPITAL - Managed by PORT TAMPA BAY</b>								
LF	\$0	\$0	\$0	\$10,000,000	\$0	\$0	\$0	\$10,000,000
GMR	\$0	\$0	\$0	\$10,000,000	\$0	\$0	\$0	\$10,000,000
<b>Totals:</b>	<b>\$0</b>	<b>\$0</b>	<b>\$0</b>	<b>\$20,000,000</b>	<b>\$0</b>	<b>\$0</b>	<b>\$0</b>	<b>\$20,000,000</b>
<b>Item 434817 1 Totals:</b>	<b>\$0</b>	<b>\$0</b>	<b>\$0</b>	<b>\$20,000,000</b>	<b>\$0</b>	<b>\$0</b>	<b>\$0</b>	<b>\$20,000,000</b>

Item Number: **435130 1**      Description: PORT TAMPA BAY - HOOKERS POINT IMPROVEMENTS      L RTP: **Objective 2.1**  
Related Project: 4351301      Extra Description:  
Project Length: 0 **\*SIS\***  
Type of Work SEAPORT CAPACITY PROJECT

Fund	<2017	2017	2018	2019	2020	2021	>2021	All Years
<b>CAPITAL - Managed by PORT TAMPA BAY</b>								
PORT	\$4,200,000	\$2,100,000	\$0	\$0	\$0	\$0	\$0	\$6,300,000
LF	\$4,200,000	\$2,100,000	\$0	\$0	\$0	\$0	\$0	\$6,300,000
<b>Totals:</b>	<b>\$8,400,000</b>	<b>\$4,200,000</b>	<b>\$0</b>	<b>\$0</b>	<b>\$0</b>	<b>\$0</b>	<b>\$0</b>	<b>\$12,600,000</b>
<b>Item 435130 1 Totals:</b>	<b>\$8,400,000</b>	<b>\$4,200,000</b>	<b>\$0</b>	<b>\$0</b>	<b>\$0</b>	<b>\$0</b>	<b>\$0</b>	<b>\$12,600,000</b>



<u>Item Number:</u> <b>439073 1</b>	<u>Description:</u> STATE FUNDED SIB FOR TAMPA PORT REFRIGERATED WAREHOUSE	<u>LRTP:</u> <b>Objective 2.1, p. 40</b>
<u>Related Project:</u> 4390731	<u>Extra Description:</u>	
<u>Project Length:</u> 0		<b>*SIS*</b>
<u>Type of Work</u> SEAPORT CAPACITY PROJECT		

Fund	<2017	2017	2018	2019	2020	2021	>2021	All Years
<b>CAPITAL - Managed by PORT TAMPA BAY</b>								
SIB1	\$0	\$15,000,000	\$0	\$0	\$0	\$0	\$0	\$15,000,000
<b>Totals:</b>	<b>\$0</b>	<b>\$15,000,000</b>	<b>\$0</b>	<b>\$0</b>	<b>\$0</b>	<b>\$0</b>	<b>\$0</b>	<b>\$15,000,000</b>
<b>Item 439073 1 Totals:</b>	<b>\$0</b>	<b>\$15,000,000</b>	<b>\$0</b>	<b>\$0</b>	<b>\$0</b>	<b>\$0</b>	<b>\$0</b>	<b>\$15,000,000</b>

**FLP: TRANSIT**

Item Number: **438839 1**      Description: HART - FIRST AND LAST MILE ACCESS      L RTP: Choices when not driving, p. 165  
Related Project: 4388391      Extra Description:  
Project Length: 0      \*NON-SIS\*  
Type of Work TRANSIT SERVICE DEMONSTRATIO

Fund	<2017	2017	2018	2019	2020	2021	>2021	All Years
<b>OPERATIONS - Managed by HART</b>								
DPTO	\$0	\$450,000	\$0	\$0	\$0	\$0	\$0	\$450,000
LF	\$0	\$450,000	\$0	\$0	\$0	\$0	\$0	\$450,000
<b>Totals:</b>	<b>\$0</b>	<b>\$900,000</b>	<b>\$0</b>	<b>\$0</b>	<b>\$0</b>	<b>\$0</b>	<b>\$0</b>	<b>\$900,000</b>
<b>Item 438839 1 Totals:</b>	<b>\$0</b>	<b>\$900,000</b>	<b>\$0</b>	<b>\$0</b>	<b>\$0</b>	<b>\$0</b>	<b>\$0</b>	<b>\$900,000</b>

Item Number: **430322 1**      Description: HART INTER-COUNTY SERVICE      L RTP: Choices when not driving, p. 166  
Related Project: 4303221      Extra Description: SERVICE BETWEEN PASCO & HILLSBOROUGH OPERATING (20X) ALONG FLETCHER AVE AND I-275, FROM TARGET SUPER CENTER IN LUTZ TO MTC. FDOT PARTICIPATING 100%.  
Project Length: 0      \*NON-SIS\*  
Type of Work TRANSIT IMPROVEMENT

Fund	<2017	2017	2018	2019	2020	2021	>2021	All Years
<b>OPERATIONS - Managed by HART</b>								
DPTO	\$1,364,000	\$241,000	\$241,000	\$252,407	\$248,000	\$285,915	\$0	\$2,632,322
<b>Totals:</b>	<b>\$1,364,000</b>	<b>\$241,000</b>	<b>\$241,000</b>	<b>\$252,407</b>	<b>\$248,000</b>	<b>\$285,915</b>	<b>\$0</b>	<b>\$2,632,322</b>
<b>Item 430322 1 Totals:</b>	<b>\$1,364,000</b>	<b>\$241,000</b>	<b>\$241,000</b>	<b>\$252,407</b>	<b>\$248,000</b>	<b>\$285,915</b>	<b>\$0</b>	<b>\$2,632,322</b>

Item Number: **437804 1**      Description: HART PREMIUM TRANSIT FEASIBLTY STUDY      L RTP: 60, 61, 62, 95, 21  
Related Project: 4378041      Extra Description: EVALUATING POTENTIAL SERVICE WITH IN TAMPA BAY  
Project Length: 0.038      \*NON-SIS\*  
Type of Work PTO STUDIES

Fund	<2017	2017	2018	2019	2020	2021	>2021	All Years
<b>P D &amp; E - Managed by HART</b>								
DS	\$0	\$500,000	\$1,000,000	\$0	\$0	\$0	\$0	\$1,500,000
DIH	\$0	\$1,000	\$0	\$0	\$0	\$0	\$0	\$1,000
<b>Totals:</b>	<b>\$0</b>	<b>\$501,000</b>	<b>\$1,000,000</b>	<b>\$0</b>	<b>\$0</b>	<b>\$0</b>	<b>\$0</b>	<b>\$1,501,000</b>
<b>Item 437804 1 Totals:</b>	<b>\$0</b>	<b>\$501,000</b>	<b>\$1,000,000</b>	<b>\$0</b>	<b>\$0</b>	<b>\$0</b>	<b>\$0</b>	<b>\$1,501,000</b>

<u>Item Number:</u> <b>402251 1</b>	<u>Description:</u> HART PUBLIC TRANSIT BLOCK GRANT PROGRAM- OPERATING	<u>L RTP:</u> <b>Choices when not driving, p. 166</b>
<u>Related Project:</u> 4022511	<u>Extra Description:</u> OPERATIONAL ASSISTANCE FOR ADMINISTRATIVE ASSISTANCE	
<u>Project Length:</u> 0		*NON-SIS*
<u>Type of Work</u> OPERATING FOR FIXED ROUTE		

Fund	<2017	2017	2018	2019	2020	2021	>2021	All Years
<b>OPERATIONS - Managed by HART</b>								
LF	\$52,610,280	\$4,587,934	\$4,706,540	\$4,861,920	\$5,105,016	\$4,921,269	\$0	\$76,792,959
DS	\$14,619,394	\$0	\$0	\$0	\$0	\$0	\$0	\$14,619,394
DDR	\$28,207,769	\$4,443,361	\$4,379,646	\$4,772,791	\$5,105,016	\$4,921,269	\$0	\$51,829,852
DPTO	\$14,219,808	\$194,357	\$326,894	\$89,129	\$0	\$0	\$0	\$14,830,188
<b>Totals:</b>	<b>\$109,657,251</b>	<b>\$9,225,652</b>	<b>\$9,413,080</b>	<b>\$9,723,840</b>	<b>\$10,210,032</b>	<b>\$9,842,538</b>	<b>\$0</b>	<b>\$158,072,393</b>
<b>Item 402251 1 Totals:</b>	<b>\$109,657,251</b>	<b>\$9,225,652</b>	<b>\$9,413,080</b>	<b>\$9,723,840</b>	<b>\$10,210,032</b>	<b>\$9,842,538</b>	<b>\$0</b>	<b>\$158,072,393</b>

<u>Item Number:</u> <b>436677 1</b>	<u>Description:</u> HART REGIONAL FARE COLLECTION SYSTEM/SURFACE TRANSPORTATION	<u>L RTP:</u> <b>Choices when not driving, p. 166</b>
<u>Related Project:</u> 4366771	<u>Extra Description:</u> CAPITAL ASSISTANCE: REGIONAL FAIR COLLECTION SYSTEM	
<u>Project Length:</u> 0		*NON-SIS*
<u>Type of Work</u> CAPITAL FOR FIXED ROUTE		

Fund	<2017	2017	2018	2019	2020	2021	>2021	All Years
<b>CAPITAL - Managed by HART</b>								
SU	\$0	\$0	\$850,000	\$1,000,000	\$0	\$0	\$0	\$1,850,000
LF	\$0	\$0	\$226,407	\$0	\$0	\$0	\$0	\$226,407
TRIP	\$0	\$0	\$192,965	\$0	\$0	\$0	\$0	\$192,965
TRWR	\$0	\$0	\$430,628	\$1,000,000	\$0	\$0	\$0	\$1,430,628
<b>Totals:</b>	<b>\$0</b>	<b>\$0</b>	<b>\$1,700,000</b>	<b>\$2,000,000</b>	<b>\$0</b>	<b>\$0</b>	<b>\$0</b>	<b>\$3,700,000</b>
<b>Item 436677 1 Totals:</b>	<b>\$0</b>	<b>\$0</b>	<b>\$1,700,000</b>	<b>\$2,000,000</b>	<b>\$0</b>	<b>\$0</b>	<b>\$0</b>	<b>\$3,700,000</b>

<u>Item Number:</u> <b>408109 1</b>	<u>Description:</u> HART SECTION 5307	<u>L RTP:</u> <b>Choices when not driving, p. 166</b>
<u>Related Project:</u> 4081091	<u>Extra Description:</u> FTA SECTION 5307 CAPITAL ASSISTANCE	
<u>Project Length:</u> 0		*NON-SIS*
<u>Type of Work</u> CAPITAL FOR FIXED ROUTE		

Fund	<2017	2017	2018	2019	2020	2021	>2021	All Years
<b>CAPITAL - Managed by HART</b>								
FTA	\$112,189,922	\$16,528,240	\$16,528,240	\$16,528,240	\$0	\$0	\$0	\$161,774,642
<b>Totals:</b>	<b>\$112,189,922</b>	<b>\$16,528,240</b>	<b>\$16,528,240</b>	<b>\$16,528,240</b>	<b>\$0</b>	<b>\$0</b>	<b>\$0</b>	<b>\$161,774,642</b>
<b>Item 408109 1 Totals:</b>	<b>\$112,189,922</b>	<b>\$16,528,240</b>	<b>\$16,528,240</b>	<b>\$16,528,240</b>	<b>\$0</b>	<b>\$0</b>	<b>\$0</b>	<b>\$161,774,642</b>

Item Number: **414963 2** Description: HART SURFACE TRANSPORTATION PROGRAM L RTP: **System preservation, p. 161**  
 Related Project: 4149631 Extra Description: SURFACE TRANSPORTATION: BUS REPLACEMENTS  
 Project Length: 0 \*NON-SIS\*  
 Type of Work PURCHASE VEHICLES/EQUIPMENT

Fund	<2017	2017	2018	2019	2020	2021	>2021	All Years
<b>CAPITAL - Managed by HART</b>								
FTAT	\$11,000,000	\$0	\$0	\$0	\$0	\$0	\$0	\$11,000,000
SU	\$11,000,000	\$8,200,000	\$6,300,000	\$5,220,000	\$4,000,000	\$4,000,000	\$0	\$38,720,000
<b>Totals:</b>	<b>\$22,000,000</b>	<b>\$8,200,000</b>	<b>\$6,300,000</b>	<b>\$5,220,000</b>	<b>\$4,000,000</b>	<b>\$4,000,000</b>	<b>\$0</b>	<b>\$49,720,000</b>
<b>Item 414963 2 Totals:</b>	<b>\$22,000,000</b>	<b>\$8,200,000</b>	<b>\$6,300,000</b>	<b>\$5,220,000</b>	<b>\$4,000,000</b>	<b>\$4,000,000</b>	<b>\$0</b>	<b>\$49,720,000</b>

Item Number: **435141 1** Description: HART TECO STREETCAR CAPITAL MAINTENANCE L RTP: **System preservation, p. 161**  
 Related Project: 4351411 Extra Description:  
 Project Length: 0 \*NON-SIS\*  
 Type of Work FIXED GUIDEWAY IMPROVEMENTS

Fund	<2017	2017	2018	2019	2020	2021	>2021	All Years
<b>CAPITAL - Managed by HART</b>								
SU	\$0	\$100,000	\$0	\$880,006	\$0	\$0	\$0	\$980,006
<b>Totals:</b>	<b>\$0</b>	<b>\$100,000</b>	<b>\$0</b>	<b>\$880,006</b>	<b>\$0</b>	<b>\$0</b>	<b>\$0</b>	<b>\$980,006</b>
<b>Item 435141 1 Totals:</b>	<b>\$0</b>	<b>\$100,000</b>	<b>\$0</b>	<b>\$880,006</b>	<b>\$0</b>	<b>\$0</b>	<b>\$0</b>	<b>\$980,006</b>

Item Number: **420741 1** Description: HART TRANSIT CORRIDOR PROGRAM 51X-OPERATING L RTP: **Choices when not driving, p. 166**  
 Related Project: 4207411 Extra Description: INTER-COUNTY SERVICE BETWEEN PASCO & HILLSBOROUGH OPERATING  
 Project Length: 0 \*NON-SIS\*  
 Type of Work URBAN CORRIDOR IMPROVEMENT:

Fund	<2017	2017	2018	2019	2020	2021	>2021	All Years
<b>OPERATIONS - Managed by HART</b>								
DS	\$455,000	\$0	\$0	\$0	\$0	\$0	\$0	\$455,000
DPTO	\$895,649	\$412,225	\$412,225	\$435,040	\$240,000	\$285,915	\$0	\$2,681,054
DDR	\$1,281,652	\$0	\$0	\$0	\$0	\$0	\$0	\$1,281,652
<b>Totals:</b>	<b>\$2,632,301</b>	<b>\$412,225</b>	<b>\$412,225</b>	<b>\$435,040</b>	<b>\$240,000</b>	<b>\$285,915</b>	<b>\$0</b>	<b>\$4,417,706</b>
<b>Item 420741 1 Totals:</b>	<b>\$2,632,301</b>	<b>\$412,225</b>	<b>\$412,225</b>	<b>\$435,040</b>	<b>\$240,000</b>	<b>\$285,915</b>	<b>\$0</b>	<b>\$4,417,706</b>

<b>Item Number:</b> 402255 1	<b>Description:</b> HILLSBOROUGH CTY MPO TRANSIT PLANNING SECTION 5305	<b>L RTP:</b> Goal IV
<b>Related Project:</b> 4022551	<b>Extra Description:</b> SECTION 5305 MPO TRANSPORTATION PLANNING	
<b>Project Length:</b> 0		*NON-SIS*
<b>Type of Work:</b> PTO STUDIES		

Fund	<2017	2017	2018	2019	2020	2021	>2021	All Years
<b>PLANNING - Managed by HILLSBOROUGH MPO</b>								
DPTO	\$82,800	\$20,996	\$0	\$0	\$0	\$0	\$0	\$103,796
DS	\$26,335	\$0	\$0	\$0	\$0	\$0	\$0	\$26,335
DU	\$5,099,621	\$470,415	\$311,523	\$311,523	\$320,869	\$329,907	\$0	\$6,843,858
DDR	\$485,842	\$37,806	\$38,940	\$38,940	\$40,109	\$41,238	\$0	\$682,875
LF	\$568,249	\$58,802	\$38,940	\$38,940	\$40,109	\$41,238	\$0	\$786,278
<b>Totals:</b>	<b>\$6,262,847</b>	<b>\$588,019</b>	<b>\$389,403</b>	<b>\$389,403</b>	<b>\$401,087</b>	<b>\$412,383</b>	<b>\$0</b>	<b>\$8,443,142</b>
<b>Item 402255 1 Totals:</b>	<b>\$6,262,847</b>	<b>\$588,019</b>	<b>\$389,403</b>	<b>\$389,403</b>	<b>\$401,087</b>	<b>\$412,383</b>	<b>\$0</b>	<b>\$8,443,142</b>

<b>Item Number:</b> 429926 1	<b>Description:</b> HILLSBOROUGH NON URBAN MAP 21	<b>L RTP:</b> Choices when not driving, p. 166
<b>Related Project:</b> 4299261	<b>Extra Description:</b> MAP 21-5310 MOBILITY MANAGEMENT ACTIVITY	
<b>Project Length:</b> 0		*NON-SIS*
<b>Type of Work:</b> OPERATING/ADMIN. ASSISTANCE		

Fund	<2017	2017	2018	2019	2020	2021	>2021	All Years
<b>OPERATIONS - MANAGED BY HILLSBOROUGH COUNTY</b>								
DDR	\$4,652	\$0	\$0	\$0	\$0	\$0	\$0	\$4,652
LF	\$0	\$0	\$142,715	\$0	\$0	\$0	\$0	\$142,715
DU	\$109,496	\$0	\$142,715	\$0	\$0	\$0	\$0	\$252,211
DPTO	\$28,433	\$0	\$0	\$0	\$0	\$0	\$0	\$28,433
<b>Totals:</b>	<b>\$142,581</b>	<b>\$0</b>	<b>\$285,430</b>	<b>\$0</b>	<b>\$0</b>	<b>\$0</b>	<b>\$0</b>	<b>\$428,011</b>
<b>CAPITAL - MANAGED BY HILLSBOROUGH COUNTY</b>								
DU	\$165,020	\$0	\$0	\$0	\$0	\$0	\$0	\$165,020
<b>Totals:</b>	<b>\$165,020</b>	<b>\$0</b>	<b>\$0</b>	<b>\$0</b>	<b>\$0</b>	<b>\$0</b>	<b>\$0</b>	<b>\$165,020</b>
<b>Item 429926 1 Totals:</b>	<b>\$307,601</b>	<b>\$0</b>	<b>\$285,430</b>	<b>\$0</b>	<b>\$0</b>	<b>\$0</b>	<b>\$0</b>	<b>\$593,031</b>

Item Number: **429925 1** Description: HILLSBOROUGH RURAL MAP 21 ADA L RTP: Choices when not driving, p. 166  
 Related Project: 4299251 Extra Description: MAP 21-5310 ADA EXTENSIONS, EXPANSION, VOUCHERS TRANSIT PASS  
 Project Length: 0 \*NON-SIS\*  
 Type of Work TRANSIT IMPROVEMENT

Fund	<2017	2017	2018	2019	2020	2021	>2021	All Years
<b>OPERATIONS - MANAGED BY HILLSBOROUGH COUNTY</b>								
DU	\$217,678	\$0	\$285,132	\$0	\$0	\$0	\$0	\$502,810
LF	\$217,678	\$0	\$285,132	\$0	\$0	\$0	\$0	\$502,810
<b>Totals:</b>	<b>\$435,356</b>	<b>\$0</b>	<b>\$570,264</b>	<b>\$0</b>	<b>\$0</b>	<b>\$0</b>	<b>\$0</b>	<b>\$1,005,620</b>
<b>Item 429925 1 Totals:</b>	<b>\$435,356</b>	<b>\$0</b>	<b>\$570,264</b>	<b>\$0</b>	<b>\$0</b>	<b>\$0</b>	<b>\$0</b>	<b>\$1,005,620</b>

Item Number: **438794 1** Description: METRO RAPID TRANSIT CORRIDOR STUDY - TIA/KENNEDY BLVD L RTP: Choices when not driving, p. 166  
 Related Project: 4387941 Extra Description:  
 Project Length: 0 \*NON-SIS\*  
 Type of Work PTO STUDIES

Fund	<2017	2017	2018	2019	2020	2021	>2021	All Years
<b>P D &amp; E - Managed by HART</b>								
DDR	\$0	\$0	\$2,285,300	\$0	\$0	\$0	\$0	\$2,285,300
DIH	\$0	\$1,000	\$0	\$0	\$0	\$0	\$0	\$1,000
DS	\$0	\$0	\$214,700	\$0	\$0	\$0	\$0	\$214,700
<b>Totals:</b>	<b>\$0</b>	<b>\$1,000</b>	<b>\$2,500,000</b>	<b>\$0</b>	<b>\$0</b>	<b>\$0</b>	<b>\$0</b>	<b>\$2,501,000</b>
<b>Item 438794 1 Totals:</b>	<b>\$0</b>	<b>\$1,000</b>	<b>\$2,500,000</b>	<b>\$0</b>	<b>\$0</b>	<b>\$0</b>	<b>\$0</b>	<b>\$2,501,000</b>

Item Number: **424093 1** Description: NEW NORTH TRANSPORTATION ALLIANCE L RTP: Choices when not driving, p. 166  
 Related Project: 4240931 Extra Description: PILOT PROGRAM: COMMUNITY 2GO!  
 Project Length: 0 \*NON-SIS\*  
 Type of Work COMMUTER TRANS. ASSISTANCE

Fund	<2017	2017	2018	2019	2020	2021	>2021	All Years
<b>OPERATIONS - MANAGED BY UNIVERSITY OF SOUTH FLORIDA</b>								
DS	\$49,226	\$0	\$0	\$0	\$0	\$0	\$0	\$49,226
DPTO	\$233,503	\$0	\$39,000	\$0	\$0	\$0	\$0	\$272,503
DDR	\$150,000	\$0	\$0	\$0	\$0	\$0	\$0	\$150,000
LF	\$415,393	\$0	\$39,000	\$0	\$0	\$0	\$0	\$454,393
<b>Totals:</b>	<b>\$848,122</b>	<b>\$0</b>	<b>\$78,000</b>	<b>\$0</b>	<b>\$0</b>	<b>\$0</b>	<b>\$0</b>	<b>\$926,122</b>
<b>Item 424093 1 Totals:</b>	<b>\$848,122</b>	<b>\$0</b>	<b>\$78,000</b>	<b>\$0</b>	<b>\$0</b>	<b>\$0</b>	<b>\$0</b>	<b>\$926,122</b>

<u>Item Number:</u> <b>438841 1</b>	<u>Description:</u> TAMPA DOWNTOWN PARTNERSHIP - DOWNTOWN SHUTTLE SERVICE	<u>LRTP:</u> <b>Choices when not driving, p. 166</b>
<u>Related Project:</u> 4388411	<u>Extra Description:</u>	
<u>Project Length:</u> 0		*NON-SIS*
<u>Type of Work</u> TRANSIT SERVICE DEMONSTRATIO		

Fund	<2017	2017	2018	2019	2020	2021	>2021	All Years
<b>OPERATIONS - MANAGED BY TAMPA DOWNTOWN PARTNERSHIP</b>								
DPTO	\$0	\$450,000	\$0	\$0	\$0	\$0	\$0	\$450,000
LF	\$0	\$450,000	\$0	\$0	\$0	\$0	\$0	\$450,000
<b>Totals:</b>	<b>\$0</b>	<b>\$900,000</b>	<b>\$0</b>	<b>\$0</b>	<b>\$0</b>	<b>\$0</b>	<b>\$0</b>	<b>\$900,000</b>
<b>Item 438841 1 Totals:</b>	<b>\$0</b>	<b>\$900,000</b>	<b>\$0</b>	<b>\$0</b>	<b>\$0</b>	<b>\$0</b>	<b>\$0</b>	<b>\$900,000</b>

<u>Item Number:</u> <b>408205 2</b>	<u>Description:</u> TBARTA SURFACE TRANSPORTATION PROGRAM	<u>LRTP:</u> <b>Choices when not driving, p. 166</b>
<u>Related Project:</u> 4082051	<u>Extra Description:</u> TRAVEL DEMAND MGT/OUTREACH AND EDUCATION; COMMUTER SERVICES	
<u>Project Length:</u> 0		*NON-SIS*
<u>Type of Work</u> COMMUTER TRANS. ASSISTANCE		

Fund	<2017	2017	2018	2019	2020	2021	>2021	All Years
<b>OPERATIONS - MANAGED BY BAY AREA COMMUTER SERVICES</b>								
SU	\$245,000	\$0	\$0	\$0	\$0	\$0	\$0	\$245,000
SU	\$0	\$0	\$0	\$350,000	\$0	\$0	\$0	\$350,000
SU	\$230,000	\$0	\$0	\$0	\$0	\$0	\$0	\$230,000
<b>Totals:</b>	<b>\$475,000</b>	<b>\$0</b>	<b>\$0</b>	<b>\$350,000</b>	<b>\$0</b>	<b>\$0</b>	<b>\$0</b>	<b>\$825,000</b>
<b>CAPITAL - MANAGED BY BAY AREA COMMUTER SERVICES</b>								
SU	\$650,000	\$0	\$0	\$0	\$0	\$0	\$0	\$650,000
<b>Totals:</b>	<b>\$650,000</b>	<b>\$0</b>	<b>\$0</b>	<b>\$0</b>	<b>\$0</b>	<b>\$0</b>	<b>\$0</b>	<b>\$650,000</b>
<b>Item 408205 2 Totals:</b>	<b>\$1,125,000</b>	<b>\$0</b>	<b>\$0</b>	<b>\$350,000</b>	<b>\$0</b>	<b>\$0</b>	<b>\$0</b>	<b>\$1,475,000</b>

<u>Item Number:</u> <b>430175 1</b>	<u>Description:</u> TBARTA SURFACE TRANSPORTATION PROGRAM / VANPOOL	<u>LRTP:</u> <b>System preservation, p. 161</b>
<u>Related Project:</u> 4301751	<u>Extra Description:</u> TBARTA VANPOOL OPERATING ASSISTANCE/SURFACE TRANSPORTATION	
<u>Project Length:</u> 0		*NON-SIS*
<u>Type of Work</u> PURCHASE VEHICLES/EQUIPMENT		

Fund	<2017	2017	2018	2019	2020	2021	>2021	All Years
<b>CAPITAL - MANAGED BY BAY AREA COMMUTER SERVICES</b>								
SU	\$310,800	\$386,400	\$800,000	\$800,000	\$0	\$0	\$0	\$2,297,200
<b>Totals:</b>	<b>\$310,800</b>	<b>\$386,400</b>	<b>\$800,000</b>	<b>\$800,000</b>	<b>\$0</b>	<b>\$0</b>	<b>\$0</b>	<b>\$2,297,200</b>
<b>Item 430175 1 Totals:</b>	<b>\$310,800</b>	<b>\$386,400</b>	<b>\$800,000</b>	<b>\$800,000</b>	<b>\$0</b>	<b>\$0</b>	<b>\$0</b>	<b>\$2,297,200</b>

<u>Item Number:</u> <b>412533 1</b>	<u>Description:</u> TRANSPORTATION MANAGEMENT ORGANIZATION COORDINATING GROUP	<u>LRTP:</u> <b>Choices when not driving, p. 166</b>
<u>Related Project:</u> 4125331	<u>Extra Description:</u> OPERATING ASSISTANCE	
<u>Project Length:</u> 0		*NON-SIS*
<u>Type of Work</u> COMMUTER TRANS. ASSISTANCE		

Fund	<2017	2017	2018	2019	2020	2021	>2021	All Years
<b>OPERATIONS - MANAGED BY BAY AREA COMMUTER SERVICES</b>								
DDR	\$1,020,662	\$430,000	\$0	\$0	\$0	\$600,545	\$0	\$2,051,207
DPTO	\$303,937	\$0	\$430,000	\$469,000	\$509,170	\$0	\$0	\$1,712,107
DS	\$200,000	\$0	\$0	\$0	\$0	\$0	\$0	\$200,000
<b>Totals:</b>	<b>\$1,524,599</b>	<b>\$430,000</b>	<b>\$430,000</b>	<b>\$469,000</b>	<b>\$509,170</b>	<b>\$600,545</b>	<b>\$0</b>	<b>\$3,963,314</b>
<b>Item 412533 1 Totals:</b>	<b>\$1,524,599</b>	<b>\$430,000</b>	<b>\$430,000</b>	<b>\$469,000</b>	<b>\$509,170</b>	<b>\$600,545</b>	<b>\$0</b>	<b>\$3,963,314</b>



**FLP: INTERMODAL**

Item Number: **438755 1**      Description: PORT TAMPA BAY - HOOKERS POINT IMPROVEMENTS NEW CES INSPECTION FACILITY      L RTP: **Objective 1.2**  
Related Project: 4387551      Extra Description:  
Project Length: 0 **\*SIS\***  
Type of Work SEAPORT SECURITY PROJECT

Fund	<2017	2017	2018	2019	2020	2021	>2021	All Years
<b>CAPITAL - Managed by PORT TAMPA BAY</b>								
DDR	\$0	\$0	\$0	\$999,954	\$0	\$0	\$0	\$999,954
LF	\$0	\$0	\$0	\$999,954	\$0	\$0	\$0	\$999,954
<b>Totals:</b>	<b>\$0</b>	<b>\$0</b>	<b>\$0</b>	<b>\$1,999,908</b>	<b>\$0</b>	<b>\$0</b>	<b>\$0</b>	<b>\$1,999,908</b>
<b>Item 438755 1 Totals:</b>	<b>\$0</b>	<b>\$0</b>	<b>\$0</b>	<b>\$1,999,908</b>	<b>\$0</b>	<b>\$0</b>	<b>\$0</b>	<b>\$1,999,908</b>

Item Number: **438754 1**      Description: PORT TAMPA BAY - HOOKERS POINT IMPROVEMENTS NEW FACILITY      L RTP: **Objective 1.2**  
Related Project: 4387541      Extra Description: NEW RADIATION MONITORING FACILITY FOR CONTAINERS  
Project Length: 0 **\*SIS\***  
Type of Work SEAPORT SAFETY PROJECT

Fund	<2017	2017	2018	2019	2020	2021	>2021	All Years
<b>CAPITAL - Managed by PORT TAMPA BAY</b>								
DDR	\$0	\$0	\$0	\$999,954	\$0	\$0	\$0	\$999,954
LF	\$0	\$0	\$0	\$999,954	\$0	\$0	\$0	\$999,954
<b>Totals:</b>	<b>\$0</b>	<b>\$0</b>	<b>\$0</b>	<b>\$1,999,908</b>	<b>\$0</b>	<b>\$0</b>	<b>\$0</b>	<b>\$1,999,908</b>
<b>Item 438754 1 Totals:</b>	<b>\$0</b>	<b>\$0</b>	<b>\$0</b>	<b>\$1,999,908</b>	<b>\$0</b>	<b>\$0</b>	<b>\$0</b>	<b>\$1,999,908</b>

<u>Item Number:</u> <b>412746 1</b>	<u>Description:</u> PORT TAMPA BAY - INTERMODAL CARGO HANDLING	<u>L RTP:</u> <b>Objective 4.4</b>
<u>Related Project:</u> 4127461	<u>Extra Description:</u>	
<u>Project Length:</u> 0		<b>*SIS*</b>
<u>Type of Work</u> SEAPORT CAPACITY PROJECT		

Fund	<2017	2017	2018	2019	2020	2021	>2021	All Years
<b>PLANNING - Managed by PORT TAMPA BAY</b>								
DS	\$280,606	\$0	\$0	\$0	\$0	\$0	\$0	\$280,606
DDR	\$13,650	\$1,213,843	\$0	\$0	\$0	\$0	\$0	\$1,227,493
DPTO	\$146,778	\$0	\$0	\$0	\$0	\$0	\$0	\$146,778
<b>Totals:</b>	<b>\$441,034</b>	<b>\$1,213,843</b>	<b>\$0</b>	<b>\$0</b>	<b>\$0</b>	<b>\$0</b>	<b>\$0</b>	<b>\$1,654,877</b>
<b>CAPITAL - Managed by PORT TAMPA BAY</b>								
DPTO	\$12,056,180	\$0	\$0	\$0	\$0	\$0	\$0	\$12,056,180
DS	\$3,419,737	\$0	\$0	\$0	\$0	\$0	\$0	\$3,419,737
DDR	\$7,085,796	\$0	\$0	\$0	\$0	\$0	\$0	\$7,085,796
LF	\$6,604,479	\$0	\$0	\$0	\$0	\$0	\$0	\$6,604,479
<b>Totals:</b>	<b>\$29,166,192</b>	<b>\$0</b>	<b>\$0</b>	<b>\$0</b>	<b>\$0</b>	<b>\$0</b>	<b>\$0</b>	<b>\$29,166,192</b>
<b>Item 412746 1 Totals:</b>	<b>\$29,607,226</b>	<b>\$1,213,843</b>	<b>\$0</b>	<b>\$0</b>	<b>\$0</b>	<b>\$0</b>	<b>\$0</b>	<b>\$30,821,069</b>

<u>Item Number:</u> <b>433005 1</b>	<u>Description:</u> PORT TAMPA BAY - INTERMODAL IMPROVEMENTS	<u>L RTP:</u> <b>Objective 4.4</b>
<u>Related Project:</u> 4330051	<u>Extra Description:</u>	
<u>Project Length:</u> 0		<b>*SIS*</b>
<u>Type of Work</u> SEAPORT CAPACITY PROJECT		

Fund	<2017	2017	2018	2019	2020	2021	>2021	All Years
<b>CAPITAL - Managed by PORT TAMPA BAY</b>								
LF	\$0	\$0	\$1,009,064	\$0	\$0	\$0	\$0	\$1,009,064
DDR	\$0	\$0	\$1,009,064	\$0	\$0	\$0	\$0	\$1,009,064
<b>Totals:</b>	<b>\$0</b>	<b>\$0</b>	<b>\$2,018,128</b>	<b>\$0</b>	<b>\$0</b>	<b>\$0</b>	<b>\$0</b>	<b>\$2,018,128</b>
<b>Item 433005 1 Totals:</b>	<b>\$0</b>	<b>\$0</b>	<b>\$2,018,128</b>	<b>\$0</b>	<b>\$0</b>	<b>\$0</b>	<b>\$0</b>	<b>\$2,018,128</b>

**MISCELLANEOUS**

Item Number: **422929 3**      Description: HENRY CANAL FROM W OF HOOVER BLVD TO HOOVER BLVD      LRTP: **Vulnerability reduction, p. 164**  
Related Project: 4229291      Extra Description:  
Project Length: 0.249  
Type of Work DRAINAGE IMPROVEMENTS

\*SIS\*

Fund	<2017	2017	2018	2019	2020	2021	>2021	All Years
<b>PRELIMINARY ENGINEERING - MANAGED BY FDOT</b>								
DS	\$99,636	\$0	\$0	\$0	\$0	\$0	\$0	\$99,636
DDR	\$348,461	\$0	\$0	\$0	\$0	\$0	\$0	\$348,461
DIH	\$80,582	\$0	\$0	\$0	\$0	\$0	\$0	\$80,582
<b>Totals:</b>	<b>\$528,679</b>	<b>\$0</b>	<b>\$0</b>	<b>\$0</b>	<b>\$0</b>	<b>\$0</b>	<b>\$0</b>	<b>\$528,679</b>
<b>RIGHT OF WAY - MANAGED BY FDOT</b>								
DDR	\$306,880	\$0	\$0	\$0	\$0	\$0	\$0	\$306,880
DIH	\$80,000	\$0	\$0	\$0	\$0	\$0	\$0	\$80,000
DS	\$106,220	\$0	\$0	\$0	\$0	\$0	\$0	\$106,220
<b>Totals:</b>	<b>\$493,100</b>	<b>\$0</b>	<b>\$0</b>	<b>\$0</b>	<b>\$0</b>	<b>\$0</b>	<b>\$0</b>	<b>\$493,100</b>
<b>CONSTRUCTION - MANAGED BY FDOT</b>								
DDR	\$0	\$0	\$3,970,983	\$0	\$0	\$0	\$0	\$3,970,983
DIH	\$0	\$0	\$210,600	\$0	\$0	\$0	\$0	\$210,600
<b>Totals:</b>	<b>\$0</b>	<b>\$0</b>	<b>\$4,181,583</b>	<b>\$0</b>	<b>\$0</b>	<b>\$0</b>	<b>\$0</b>	<b>\$4,181,583</b>
<b>Item 422929 3 Totals:</b>	<b>\$1,021,779</b>	<b>\$0</b>	<b>\$4,181,583</b>	<b>\$0</b>	<b>\$0</b>	<b>\$0</b>	<b>\$0</b>	<b>\$5,203,362</b>

<b>Item Number:</b> 422929 4	<b>Description:</b> HENRY CANAL FROM HOOVER BLVD TO ANDERSON RD	<b>LRTP:</b> Vulnerability reduction, p. 164
<b>Related Project:</b> 4229291	<b>Extra Description:</b>	
<b>Project Length:</b> 0.616		*NON-SIS*
<b>Type of Work:</b> DRAINAGE IMPROVEMENTS		

Fund	<2017	2017	2018	2019	2020	2021	>2021	All Years
<b>PRELIMINARY ENGINEERING - MANAGED BY FDOT</b>								
DIH	\$28,175	\$0	\$0	\$0	\$0	\$0	\$0	\$28,175
DS	\$7,468	\$0	\$0	\$0	\$0	\$0	\$0	\$7,468
DDR	\$379,937	\$0	\$0	\$0	\$0	\$0	\$0	\$379,937
<b>Totals:</b>	<b>\$415,580</b>	<b>\$0</b>	<b>\$0</b>	<b>\$0</b>	<b>\$0</b>	<b>\$0</b>	<b>\$0</b>	<b>\$415,580</b>
<b>RIGHT OF WAY - MANAGED BY FDOT</b>								
DDR	\$108,871	\$0	\$0	\$0	\$0	\$0	\$0	\$108,871
DIH	\$60,000	\$0	\$0	\$0	\$0	\$0	\$0	\$60,000
DS	\$64,829	\$0	\$0	\$0	\$0	\$0	\$0	\$64,829
<b>Totals:</b>	<b>\$233,700</b>	<b>\$0</b>	<b>\$0</b>	<b>\$0</b>	<b>\$0</b>	<b>\$0</b>	<b>\$0</b>	<b>\$233,700</b>
<b>CONSTRUCTION - MANAGED BY FDOT</b>								
Unstate	\$0	\$0	\$0	\$0	\$0	\$4,364,663	\$0	\$4,364,663
<b>Totals:</b>	<b>\$0</b>	<b>\$0</b>	<b>\$0</b>	<b>\$0</b>	<b>\$0</b>	<b>\$4,364,663</b>	<b>\$0</b>	<b>\$4,364,663</b>
<b>Item 422929 4 Totals:</b>	<b>\$649,280</b>	<b>\$0</b>	<b>\$0</b>	<b>\$0</b>	<b>\$0</b>	<b>\$4,364,663</b>	<b>\$0</b>	<b>\$5,013,943</b>

<u>Item Number:</u> <b>422929 5</b>	<u>Description:</u> HENRY CANAL FROM ANDERSON RD TO HESPERIDES ST	<u>LRTP:</u> <b>Vulnerability reduction, p. 164</b>
<u>Related Project:</u> 4229291	<u>Extra Description:</u>	
<u>Project Length:</u> 0.42		<b>*NON-SIS*</b>
<u>Type of Work</u> DRAINAGE IMPROVEMENTS		

Fund	<2017	2017	2018	2019	2020	2021	>2021	All Years
<b>PRELIMINARY ENGINEERING - MANAGED BY FDOT</b>								
DIH	\$33,621	\$0	\$0	\$0	\$0	\$0	\$0	\$33,621
DS	\$309,886	\$0	\$0	\$0	\$0	\$0	\$0	\$309,886
DDR	\$3,951	\$0	\$0	\$0	\$0	\$0	\$0	\$3,951
<b>Totals:</b>	<b>\$347,458</b>	<b>\$0</b>	<b>\$0</b>	<b>\$0</b>	<b>\$0</b>	<b>\$0</b>	<b>\$0</b>	<b>\$347,458</b>
<b>RIGHT OF WAY - MANAGED BY FDOT</b>								
DIH	\$0	\$20,000	\$0	\$0	\$0	\$0	\$0	\$20,000
DS	\$0	\$82,300	\$0	\$0	\$0	\$0	\$0	\$82,300
<b>Totals:</b>	<b>\$0</b>	<b>\$102,300</b>	<b>\$0</b>	<b>\$0</b>	<b>\$0</b>	<b>\$0</b>	<b>\$0</b>	<b>\$102,300</b>
<b>CONSTRUCTION - MANAGED BY FDOT</b>								
Unstate	\$0	\$0	\$0	\$0	\$0	\$0	\$5,650,588	\$5,650,588
<b>Totals:</b>	<b>\$0</b>	<b>\$0</b>	<b>\$0</b>	<b>\$0</b>	<b>\$0</b>	<b>\$0</b>	<b>\$5,650,588</b>	<b>\$5,650,588</b>
<b>RAILROAD &amp; UTILITIES - MANAGED BY FDOT</b>								
DDR	\$10,000	\$0	\$0	\$0	\$0	\$0	\$0	\$10,000
<b>Totals:</b>	<b>\$10,000</b>	<b>\$0</b>	<b>\$0</b>	<b>\$0</b>	<b>\$0</b>	<b>\$0</b>	<b>\$0</b>	<b>\$10,000</b>
<b>Item 422929 5 Totals:</b>	<b>\$357,458</b>	<b>\$102,300</b>	<b>\$0</b>	<b>\$0</b>	<b>\$0</b>	<b>\$0</b>	<b>\$5,650,588</b>	<b>\$6,110,346</b>

<u>Item Number:</u> <b>436619 1</b>	<u>Description:</u> ALL ELECTRONIC TOLLING PHASE 6C SUNCOAST PARKWAY	<u>LRTP:</u> <b>System Preservation, p. 161</b>
<u>Related Project:</u>	<u>Extra Description:</u>	
<u>Project Length:</u> 17.731		<b>*SIS*</b>
<u>Type of Work</u> TOLL PLAZA		

Fund	<2017	2017	2018	2019	2020	2021	>2021	All Years
<b>CONSTRUCTION - MANAGED BY FDOT</b>								
PKYI	\$24,870,103	\$10,280,000	\$0	\$0	\$0	\$0	\$0	\$35,150,103
<b>Totals:</b>	<b>\$24,870,103</b>	<b>\$10,280,000</b>	<b>\$0</b>	<b>\$0</b>	<b>\$0</b>	<b>\$0</b>	<b>\$0</b>	<b>\$35,150,103</b>
<b>Item 436619 1 Totals:</b>	<b>\$24,870,103</b>	<b>\$10,280,000</b>	<b>\$0</b>	<b>\$0</b>	<b>\$0</b>	<b>\$0</b>	<b>\$0</b>	<b>\$35,150,103</b>

<u>Item Number:</u> <b>436619 2</b>	<u>Description:</u> THERMOPLASTIC AET 6C SUNCOAST PARKWAY	<u>LRTP:</u> <b>System Preservation, p. 161</b>
<u>Related Project:</u>	<u>Extra Description:</u>	
<u>Project Length:</u> 17.731		<b>*SIS*</b>
<u>Type of Work</u> SIGNING/PAVEMENT MARKINGS		

Fund	<2017	2017	2018	2019	2020	2021	>2021	All Years
<b>CONSTRUCTION - MANAGED BY FDOT</b>								
PKYI	\$0	\$0	\$0	\$229,878	\$0	\$0	\$0	\$229,878
<b>Totals:</b>	<b>\$0</b>	<b>\$0</b>	<b>\$0</b>	<b>\$229,878</b>	<b>\$0</b>	<b>\$0</b>	<b>\$0</b>	<b>\$229,878</b>
<b>Item 436619 2 Totals:</b>	<b>\$0</b>	<b>\$0</b>	<b>\$0</b>	<b>\$229,878</b>	<b>\$0</b>	<b>\$0</b>	<b>\$0</b>	<b>\$229,878</b>

**FIXED CAPITAL OUTLAY**

Item Number: **433243 1**      Description: TAMPA DIST HEADQTRS CHILLER SYSTEM REPLACEMEN T [MAJOR PROJECT]      L RTP: **Objective 6.2**  
Related Project: 4332431      Extra Description:  
Project Length: 0      \*NON-SIS\*  
Type of Work FIXED CAPITAL OUTLAY

Fund	<2017	2017	2018	2019	2020	2021	>2021	All Years
<b>CONSTRUCTION - MANAGED BY FDOT</b>								
FCO	\$0	\$0	\$3,435,432	\$0	\$0	\$0	\$0	\$3,435,432
<b>Totals:</b>	<b>\$0</b>	<b>\$0</b>	<b>\$3,435,432</b>	<b>\$0</b>	<b>\$0</b>	<b>\$0</b>	<b>\$0</b>	<b>\$3,435,432</b>
<b>Item 433243 1 Totals:</b>	<b>\$0</b>	<b>\$0</b>	<b>\$3,435,432</b>	<b>\$0</b>	<b>\$0</b>	<b>\$0</b>	<b>\$0</b>	<b>\$3,435,432</b>

Item Number: **438855 1**      Description: TAMPA DISTRICT BRIDGE OFFICE REMODEL CLOSET/ARCHIVE ROOM/CONFERENCE RM      L RTP: **Objective 6.2**  
Related Project: 4388551      Extra Description:  
Project Length: 0      \*NON-SIS\*  
Type of Work FIXED CAPITAL OUTLAY

Fund	<2017	2017	2018	2019	2020	2021	>2021	All Years
<b>CONSTRUCTION - MANAGED BY FDOT</b>								
FCO	\$0	\$18,000	\$0	\$0	\$0	\$0	\$0	\$18,000
<b>Totals:</b>	<b>\$0</b>	<b>\$18,000</b>	<b>\$0</b>	<b>\$0</b>	<b>\$0</b>	<b>\$0</b>	<b>\$0</b>	<b>\$18,000</b>
<b>Item 438855 1 Totals:</b>	<b>\$0</b>	<b>\$18,000</b>	<b>\$0</b>	<b>\$0</b>	<b>\$0</b>	<b>\$0</b>	<b>\$0</b>	<b>\$18,000</b>

Item Number: **438862 1**      Description: TAMPA DISTRICT HEADQUARTERS OFFICE RENOVATE RESTROOMS ADA REQUIREMENTS      L RTP: **System preservation, p. 161**  
Related Project: 4388621      Extra Description:  
Project Length: 0      \*NON-SIS\*  
Type of Work FIXED CAPITAL OUTLAY

Fund	<2017	2017	2018	2019	2020	2021	>2021	All Years
<b>CONSTRUCTION - MANAGED BY FDOT</b>								
FCO	\$0	\$50,000	\$0	\$0	\$0	\$0	\$0	\$50,000
<b>Totals:</b>	<b>\$0</b>	<b>\$50,000</b>	<b>\$0</b>	<b>\$0</b>	<b>\$0</b>	<b>\$0</b>	<b>\$0</b>	<b>\$50,000</b>
<b>Item 438862 1 Totals:</b>	<b>\$0</b>	<b>\$50,000</b>	<b>\$0</b>	<b>\$0</b>	<b>\$0</b>	<b>\$0</b>	<b>\$0</b>	<b>\$50,000</b>

<u>Item Number:</u> <b>438863 1</b>	<u>Description:</u> TAMPA DISTRICT HEADQUARTERS RELOCATION-OAK PARK OFFICE TO DISTRICT HQ	<u>L RTP:</u> <b>Goal IV, p. 48</b>
<u>Related Project:</u> 4388631	<u>Extra Description:</u>	
<u>Project Length:</u> 0		*NON-SIS*
<u>Type of Work</u> FIXED CAPITAL OUTLAY		

Fund	<2017	2017	2018	2019	2020	2021	>2021	All Years
<b>CONSTRUCTION - MANAGED BY FDOT</b>								
FCO	\$0	\$275,000	\$0	\$0	\$0	\$0	\$0	\$275,000
<b>Totals:</b>	<b>\$0</b>	<b>\$275,000</b>	<b>\$0</b>	<b>\$0</b>	<b>\$0</b>	<b>\$0</b>	<b>\$0</b>	<b>\$275,000</b>
<b>Item 438863 1 Totals:</b>	<b>\$0</b>	<b>\$275,000</b>	<b>\$0</b>	<b>\$0</b>	<b>\$0</b>	<b>\$0</b>	<b>\$0</b>	<b>\$275,000</b>

<u>Item Number:</u> <b>438857 1</b>	<u>Description:</u> TAMPA OPERATIONS CENTER ADA DOOR OPENERS INSTALLATION	<u>L RTP:</u> <b>Objective 6.2</b>
<u>Related Project:</u> 4388571	<u>Extra Description:</u>	
<u>Project Length:</u> 0		*NON-SIS*
<u>Type of Work</u> FIXED CAPITAL OUTLAY		

Fund	<2017	2017	2018	2019	2020	2021	>2021	All Years
<b>CONSTRUCTION - MANAGED BY FDOT</b>								
FCO	\$0	\$7,000	\$0	\$0	\$0	\$0	\$0	\$7,000
<b>Totals:</b>	<b>\$0</b>	<b>\$7,000</b>	<b>\$0</b>	<b>\$0</b>	<b>\$0</b>	<b>\$0</b>	<b>\$0</b>	<b>\$7,000</b>
<b>Item 438857 1 Totals:</b>	<b>\$0</b>	<b>\$7,000</b>	<b>\$0</b>	<b>\$0</b>	<b>\$0</b>	<b>\$0</b>	<b>\$0</b>	<b>\$7,000</b>

<u>Item Number:</u> <b>438858 1</b>	<u>Description:</u> TAMPA OPERATIONS CENTER HURRICANE SHUTTERS NEW INSTALLATION	<u>L RTP:</u> <b>Policy 1.2B, p. 38</b>
<u>Related Project:</u> 4388581	<u>Extra Description:</u>	
<u>Project Length:</u> 0		*NON-SIS*
<u>Type of Work</u> FIXED CAPITAL OUTLAY		

Fund	<2017	2017	2018	2019	2020	2021	>2021	All Years
<b>CONSTRUCTION - MANAGED BY FDOT</b>								
FCO	\$0	\$43,500	\$0	\$0	\$0	\$0	\$0	\$43,500
<b>Totals:</b>	<b>\$0</b>	<b>\$43,500</b>	<b>\$0</b>	<b>\$0</b>	<b>\$0</b>	<b>\$0</b>	<b>\$0</b>	<b>\$43,500</b>
<b>Item 438858 1 Totals:</b>	<b>\$0</b>	<b>\$43,500</b>	<b>\$0</b>	<b>\$0</b>	<b>\$0</b>	<b>\$0</b>	<b>\$0</b>	<b>\$43,500</b>

<b>GRAND TOTAL</b>	<b>\$1,237,496,390</b>	<b>\$363,595,014</b>	<b>\$416,311,678</b>	<b>\$229,868,781</b>	<b>\$148,299,959</b>	<b>\$658,407,392</b>	<b>\$765,133,956</b>	<b>\$3,819,113,170</b>
--------------------	------------------------	----------------------	----------------------	----------------------	----------------------	----------------------	----------------------	------------------------



## **Section 2 - Hillsborough County Projects**







## **Section 3 - Temple Terrace Projects**

**City of Temple Terrace  
5 Year TIP  
Hillsborough County, District 7**

**HIGHWAYS**

Item Number: **33-PDE**      Description: Davis Road Preliminary Design & Environmental      LRTP: **9996**  
 Related Project:      Extra Description:  
 Project Length:      \*NON-SIS\*  
 Type of Work    PRELIMINARY ENGINEERING

Fund	<2017	2017	2018	2019	2020	2021	>2021	All Years
<b>Construction - Managed by CITY OF TEMPLE TERRACE</b>								
LF	\$0	\$45,000	\$0	\$0	\$0	\$0	\$0	\$45,000
<b>Totals:</b>	<b>\$0</b>	<b>\$45,000</b>	<b>\$0</b>	<b>\$0</b>	<b>\$0</b>	<b>\$0</b>	<b>\$0</b>	<b>\$45,000</b>
<b>Item 33-PDE Totals:</b>	<b>\$0</b>	<b>\$45,000</b>	<b>\$0</b>	<b>\$0</b>	<b>\$0</b>	<b>\$0</b>	<b>\$0</b>	<b>\$45,000</b>

Item Number: **33-722**      Description: Sleepy Hollow Area      LRTP: **System Preservation, p. 161**  
 Related Project:      Extra Description:  
 Project Length:      \*NON-SIS\*  
 Type of Work    RESURFACING

Fund	<2017	2017	2018	2019	2020	2021	>2021	All Years
<b>Construction - Managed by CITY OF TEMPLE TERRACE</b>								
LF	\$0	\$0	\$150,000	\$280,000	\$2,000	\$0	\$0	\$432,000
<b>Totals:</b>	<b>\$0</b>	<b>\$0</b>	<b>\$150,000</b>	<b>\$280,000</b>	<b>\$2,000</b>	<b>\$0</b>	<b>\$0</b>	<b>\$432,000</b>
<b>Item 33-722 Totals:</b>	<b>\$0</b>	<b>\$0</b>	<b>\$150,000</b>	<b>\$280,000</b>	<b>\$2,000</b>	<b>\$0</b>	<b>\$0</b>	<b>\$432,000</b>

Item Number: **33-723**      Description: South of Bullard Area      LRTP: **System Preservation, p. 161**  
 Related Project:      Extra Description:  
 Project Length:      \*NON-SIS\*  
 Type of Work    RESURFACING

Fund	<2017	2017	2018	2019	2020	2021	>2021	All Years
<b>Construction - Managed by CITY OF TEMPLE TERRACE</b>								
LF	\$0	\$0	\$0	\$0	\$197,000	\$0	\$0	\$197,000
<b>Totals:</b>	<b>\$0</b>	<b>\$0</b>	<b>\$0</b>	<b>\$0</b>	<b>\$197,000</b>	<b>\$0</b>	<b>\$0</b>	<b>\$197,000</b>
<b>Item 33-723 Totals:</b>	<b>\$0</b>	<b>\$0</b>	<b>\$0</b>	<b>\$0</b>	<b>\$197,000</b>	<b>\$0</b>	<b>\$0</b>	<b>\$197,000</b>



## **Section 4 - Plant City Projects**



**City of Plant City  
5 Year TIP  
Hillsborough County, District 7**

**HIGHWAYS**

Item Number: **PC5**      Description: Roadway Safety      L RTP: **Crash reduction, p. 164**  
 Related Project:      Extra Description: This project will provide continuous funding for roadway safety projects.  
 Project Length:      \*NON-SIS\*  
 Type of Work: PEDESTRIAN SAFETY IMPROVEMEN

Fund	<2017	2017	2018	2019	2020	2021	>2021	All Years
<b>Construction - Managed by CITY OF PLANT CITY</b>								
LF	\$0	\$0	\$75,000	\$75,000	\$75,000	\$0	\$0	\$225,000
<b>Totals:</b>	<b>\$0</b>	<b>\$0</b>	<b>\$75,000</b>	<b>\$75,000</b>	<b>\$75,000</b>	<b>\$0</b>	<b>\$0</b>	<b>\$225,000</b>
<b>Item PC5 Totals:</b>	<b>\$0</b>	<b>\$0</b>	<b>\$75,000</b>	<b>\$75,000</b>	<b>\$75,000</b>	<b>\$0</b>	<b>\$0</b>	<b>\$225,000</b>

**MAINTENANCE**

Item Number: **PC3**      Description: Bridge Repair/Replace/Upgrade      L RTP: **System Preservation, p. 161**  
Related Project:      Extra Description: Repair/upgrade/maintenance of City bridges.  
Project Length:      \*NON-SIS\*  
Type of Work    BRIDGE-REPAIR/REHABILITATION

Fund	<2017	2017	2018	2019	2020	2021	>2021	All Years
<b>Construction - Managed by CITY OF PLANT CITY</b>								
LF	\$0	\$50,000	\$50,000	\$50,000	\$50,000	\$0	\$0	\$200,000
<b>Totals:</b>	<b>\$0</b>	<b>\$50,000</b>	<b>\$50,000</b>	<b>\$50,000</b>	<b>\$50,000</b>	<b>\$0</b>	<b>\$0</b>	<b>\$200,000</b>
<b>Item PC3 Totals:</b>	<b>\$0</b>	<b>\$50,000</b>	<b>\$50,000</b>	<b>\$50,000</b>	<b>\$50,000</b>	<b>\$0</b>	<b>\$0</b>	<b>\$200,000</b>

Item Number: **PC4**      Description: Railroad Crossing Repair      L RTP: **N/A**  
Related Project:      Extra Description: Improvements of railroad crossings. Future year allocations are for programmed renovation based on crossing condition.  
Project Length:      \*NON-SIS\*  
Type of Work    RAILROAD CROSSING

Fund	<2017	2017	2018	2019	2020	2021	>2021	All Years
<b>Construction - Managed by CITY OF PLANT CITY</b>								
LF	\$0	\$0	\$100,000	\$100,000	\$100,000	\$0	\$0	\$300,000
<b>Totals:</b>	<b>\$0</b>	<b>\$0</b>	<b>\$100,000</b>	<b>\$100,000</b>	<b>\$100,000</b>	<b>\$0</b>	<b>\$0</b>	<b>\$300,000</b>
<b>Item PC4 Totals:</b>	<b>\$0</b>	<b>\$0</b>	<b>\$100,000</b>	<b>\$100,000</b>	<b>\$100,000</b>	<b>\$0</b>	<b>\$0</b>	<b>\$300,000</b>

Item Number: **PC1**      Description: Sidewalk Replacement      L RTP: **N/A**  
Related Project:      Extra Description: Sidewalk repairs and retrofitting to meet the ADA requirements for sidewalks.  
Project Length:      \*NON-SIS\*  
Type of Work    SIDEWALK

Fund	<2017	2017	2018	2019	2020	2021	>2021	All Years
<b>Construction - Managed by CITY OF PLANT CITY</b>								
LF	\$0	\$100,000	\$100,000	\$150,000	\$150,000	\$0	\$0	\$500,000
<b>Totals:</b>	<b>\$0</b>	<b>\$100,000</b>	<b>\$100,000</b>	<b>\$150,000</b>	<b>\$150,000</b>	<b>\$0</b>	<b>\$0</b>	<b>\$500,000</b>
<b>Item PC1 Totals:</b>	<b>\$0</b>	<b>\$100,000</b>	<b>\$100,000</b>	<b>\$150,000</b>	<b>\$150,000</b>	<b>\$0</b>	<b>\$0</b>	<b>\$500,000</b>

<u>Item Number:</u> <b>PC2</b>	<u>Description:</u> Street Resurfacing	<u>LRTP:</u> <b>System Preservation, p. 161</b>
<u>Related Project:</u>	<u>Extra Description:</u> Resurface various roads throughout the City.	
<u>Project Length:</u>		*NON-SIS*
<u>Type of Work</u> RESURFACING		

Fund	<2017	2017	2018	2019	2020	2021	>2021	All Years
<b>Construction - Managed by CITY OF PLANT CITY</b>								
LF	\$0	\$1,000,000	\$1,000,000	\$1,000,000	\$1,000,000	\$0	\$0	\$4,000,000
<b>Totals:</b>	<b>\$0</b>	<b>\$1,000,000</b>	<b>\$1,000,000</b>	<b>\$1,000,000</b>	<b>\$1,000,000</b>	<b>\$0</b>	<b>\$0</b>	<b>\$4,000,000</b>
<b>Item PC2 Totals:</b>	<b>\$0</b>	<b>\$1,000,000</b>	<b>\$1,000,000</b>	<b>\$1,000,000</b>	<b>\$1,000,000</b>	<b>\$0</b>	<b>\$0</b>	<b>\$4,000,000</b>

**MISCELLANEOUS**

<u>Item Number:</u> <b>PC6</b>	<u>Description:</u> Upgrade ATMS Video Wall	<u>LRTP:</u> <b>Minimize congestion, p. 163</b>
<u>Related Project:</u>	<u>Extra Description:</u> Replace the video wall hardware/software warranties, for the TMC.	
<u>Project Length:</u>		*NON-SIS*
<u>Type of Work</u> ITS		

Fund	<2017	2017	2018	2019	2020	2021	>2021	All Years
<b>Construction - Managed by CITY OF PLANT CITY</b>								
LF	\$0	\$35,000	\$35,000	\$35,000	\$35,000	\$0	\$0	\$140,000
LF	\$0	\$15,000	\$15,000	\$15,000	\$15,000	\$0	\$0	\$60,000
<b>Totals:</b>	<b>\$0</b>	<b>\$50,000</b>	<b>\$50,000</b>	<b>\$50,000</b>	<b>\$50,000</b>	<b>\$0</b>	<b>\$0</b>	<b>\$200,000</b>
<b>Item PC6 Totals:</b>	<b>\$0</b>	<b>\$50,000</b>	<b>\$50,000</b>	<b>\$50,000</b>	<b>\$50,000</b>	<b>\$0</b>	<b>\$0</b>	<b>\$200,000</b>
<b>GRAND TOTAL</b>	<b>\$0</b>	<b>\$1,200,000</b>	<b>\$1,375,000</b>	<b>\$1,425,000</b>	<b>\$1,425,000</b>	<b>\$0</b>	<b>\$0</b>	<b>\$5,425,000</b>

## **Section 5 - Tampa Projects**

**City of Tampa  
5 Year TIP  
Hillsborough County, District 7**

**HIGHWAYS**

**Item Number:** PR\_000005    **Description:** Armenia Avenue at Busch Boulevard    **L RTP:** Minimize congestion, p. 163  
**Related Project:**    **Extra Description:** This project provides for the widening of North Armenia Avenue from 2 lanes to 3 lanes between West Sligh Avenue and West Busch Boulevard.  
**Project Length:**    \*NON-SIS\*  
**Type of Work** Complete Streets

Fund	<2017	2017	2018	2019	2020	2021	>2021	All Years
<b>Construction/Improvements - Managed by CITY OF TAMPA</b>								
IMPAC	\$0	\$0	\$309,476	\$129,500	\$0	\$0	\$0	\$438,976
<b>Totals:</b>	<b>\$0</b>	<b>\$0</b>	<b>\$309,476</b>	<b>\$129,500</b>	<b>\$0</b>	<b>\$0</b>	<b>\$0</b>	<b>\$438,976</b>
<b>Project Management - Managed by CITY OF TAMPA</b>								
IMPAC	\$0	\$0	\$31,800	\$13,000	\$0	\$0	\$0	\$44,800
<b>Totals:</b>	<b>\$0</b>	<b>\$0</b>	<b>\$31,800</b>	<b>\$13,000</b>	<b>\$0</b>	<b>\$0</b>	<b>\$0</b>	<b>\$44,800</b>
<b>Item PR_000005 Totals:</b>	<b>\$0</b>	<b>\$0</b>	<b>\$341,276</b>	<b>\$142,500</b>	<b>\$0</b>	<b>\$0</b>	<b>\$0</b>	<b>\$483,776</b>

**Item Number:** PR\_1000577    **Description:** Bayshore Boulevard (Howard Avenue to Gandy Boulevard)    **L RTP:** Crash reduction, p. 164  
**Related Project:**    **Extra Description:** This project provides for median narrowing and restriping of the roadway to accommodate a new, on-road, southbound bicycle lane and setting of the granite curb.  
**Project Length:**    \*NON-SIS\*  
**Type of Work** Complete Streets

Fund	<2017	2017	2018	2019	2020	2021	>2021	All Years
<b>Construction/Improvements - Managed by CITY OF TAMPA</b>								
GAS & FDOT Grants	\$0	\$2,547,000	\$0	\$0	\$0	\$0	\$0	\$2,547,000
<b>Totals:</b>	<b>\$0</b>	<b>\$2,547,000</b>	<b>\$0</b>	<b>\$0</b>	<b>\$0</b>	<b>\$0</b>	<b>\$0</b>	<b>\$2,547,000</b>
<b>Project Management - Managed by CITY OF TAMPA</b>								
GAS & FDOT Grants	\$0	\$352,200	\$0	\$0	\$0	\$0	\$0	\$352,200
<b>Totals:</b>	<b>\$0</b>	<b>\$352,200</b>	<b>\$0</b>	<b>\$0</b>	<b>\$0</b>	<b>\$0</b>	<b>\$0</b>	<b>\$352,200</b>
<b>Item PR_1000577 Totals:</b>	<b>\$0</b>	<b>\$2,899,200</b>	<b>\$0</b>	<b>\$0</b>	<b>\$0</b>	<b>\$0</b>	<b>\$0</b>	<b>\$2,899,200</b>

<b>Item Number:</b> PR_1000767	<b>Description:</b> Cherry Street Extension	<b>LRTP:</b> N/A
<b>Related Project:</b>	<b>Extra Description:</b> This project provides for 1,200 feet of new roadway, drainage, pedestrian and lighting facilities. The new road is needed to serve future retail/housing uses and public access.	
<b>Project Length:</b>		*NON-SIS*
<b>Type of Work</b>	NEW ROAD CONSTRUCTION	

Fund	<2017	2017	2018	2019	2020	2021	>2021	All Years
<b>Design/Professional Services - Managed by CITY OF TAMPA</b>								
LOGT	\$0	\$165,000	\$0	\$0	\$0	\$0	\$0	\$165,000
<b>Totals:</b>	<b>\$0</b>	<b>\$165,000</b>	<b>\$0</b>	<b>\$0</b>	<b>\$0</b>	<b>\$0</b>	<b>\$0</b>	<b>\$165,000</b>
<b>Project Management - Managed by CITY OF TAMPA</b>								
LOGT	\$0	\$20,000	\$0	\$0	\$0	\$0	\$0	\$20,000
<b>Totals:</b>	<b>\$0</b>	<b>\$20,000</b>	<b>\$0</b>	<b>\$0</b>	<b>\$0</b>	<b>\$0</b>	<b>\$0</b>	<b>\$20,000</b>
<b>Item PR_1000767 Totals:</b>	<b>\$0</b>	<b>\$185,000</b>	<b>\$0</b>	<b>\$0</b>	<b>\$0</b>	<b>\$0</b>	<b>\$0</b>	<b>\$185,000</b>

<b>Item Number:</b> PR_0000075	<b>Description:</b> Citywide	<b>LRTP:</b> Crash reduction, p. 164
<b>Related Project:</b>	<b>Extra Description:</b> This project provides for multi-modal travel, and safety improvements including automobiles, pedestrians, and bicycles. The program includes traffic circles for traffic calming, sidewalks, bicycle lanes/paths and school zone flashers.	
<b>Project Length:</b>		*NON-SIS*
<b>Type of Work</b>	Complete Streets	

Fund	<2017	2017	2018	2019	2020	2021	>2021	All Years
<b>Construction/Improvements - Managed by CITY OF TAMPA</b>								
LOGT	\$0	\$271,000	\$276,000	\$271,000	\$281,000	\$0	\$0	\$1,099,000
<b>Totals:</b>	<b>\$0</b>	<b>\$271,000</b>	<b>\$276,000</b>	<b>\$271,000</b>	<b>\$281,000</b>	<b>\$0</b>	<b>\$0</b>	<b>\$1,099,000</b>
<b>Project Management - Managed by CITY OF TAMPA</b>								
LOGT	\$0	\$29,000	\$29,000	\$29,000	\$29,000	\$0	\$0	\$116,000
<b>Totals:</b>	<b>\$0</b>	<b>\$29,000</b>	<b>\$29,000</b>	<b>\$29,000</b>	<b>\$29,000</b>	<b>\$0</b>	<b>\$0</b>	<b>\$116,000</b>
<b>Item PR_0000075 Totals:</b>	<b>\$0</b>	<b>\$300,000</b>	<b>\$305,000</b>	<b>\$300,000</b>	<b>\$310,000</b>	<b>\$0</b>	<b>\$0</b>	<b>\$1,215,000</b>

<b>Item Number:</b> PR_0000081	<b>Description:</b> Citywide	<b>LRTP:</b> Minimize congestion, p. 163
<b>Related Project:</b>	<b>Extra Description:</b> This project provides for various intersection improvements. Some of these projects require right-of-way acquisition additions of left turn lanes, auxiliary right turn lanes and signalization improvements. Locations will be determined as needed.	
<b>Project Length:</b>		*NON-SIS*
<b>Type of Work</b> Intersections		

Fund	<2017	2017	2018	2019	2020	2021	>2021	All Years
<b>Construction/Improvements - Managed by CITY OF TAMPA</b>								
LOGT	\$0	\$246,000	\$246,000	\$246,000	\$270,300	\$0	\$0	\$1,008,300
<b>Totals:</b>	<b>\$0</b>	<b>\$246,000</b>	<b>\$246,000</b>	<b>\$246,000</b>	<b>\$270,300</b>	<b>\$0</b>	<b>\$0</b>	<b>\$1,008,300</b>
<b>Design/Professional Services - Managed by CITY OF TAMPA</b>								
LOGT	\$0	\$27,000	\$27,000	\$27,000	\$47,700	\$0	\$0	\$128,700
<b>Totals:</b>	<b>\$0</b>	<b>\$27,000</b>	<b>\$27,000</b>	<b>\$27,000</b>	<b>\$47,700</b>	<b>\$0</b>	<b>\$0</b>	<b>\$128,700</b>
<b>Project Management - Managed by CITY OF TAMPA</b>								
LOGT	\$0	\$27,000	\$27,000	\$27,000	\$32,000	\$0	\$0	\$113,000
<b>Totals:</b>	<b>\$0</b>	<b>\$27,000</b>	<b>\$27,000</b>	<b>\$27,000</b>	<b>\$32,000</b>	<b>\$0</b>	<b>\$0</b>	<b>\$113,000</b>
<b>Item PR_0000081 Totals:</b>	<b>\$0</b>	<b>\$300,000</b>	<b>\$300,000</b>	<b>\$300,000</b>	<b>\$350,000</b>	<b>\$0</b>	<b>\$0</b>	<b>\$1,250,000</b>

<b>Item Number:</b> PR_0000088	<b>Description:</b> Gandy Boulevard at Westshore Boulevard	<b>LRTP:</b> Minimize congestion, p. 163
<b>Related Project:</b>	<b>Extra Description:</b> This project provides for the widening of all four approaches of the Westshore Boulevard and Gandy Boulevard intersection. Construction will include roadway widening, sidewalk, bicycle lanes installation and signal adjustment/replacement.	
<b>Project Length:</b>		*NON-SIS*
<b>Type of Work</b> Intersections		

Fund	<2017	2017	2018	2019	2020	2021	>2021	All Years
<b>Construction/Improvements - Managed by CITY OF TAMPA</b>								
IMPAC & FDOT	\$0	\$0	\$0	\$3,102,500	\$0	\$0	\$0	\$3,102,500
<b>Totals:</b>	<b>\$0</b>	<b>\$0</b>	<b>\$0</b>	<b>\$3,102,500</b>	<b>\$0</b>	<b>\$0</b>	<b>\$0</b>	<b>\$3,102,500</b>
<b>Project Management - Managed by CITY OF TAMPA</b>								
IMPAC & FDOT	\$0	\$0	\$0	\$185,500	\$0	\$0	\$0	\$185,500
<b>Totals:</b>	<b>\$0</b>	<b>\$0</b>	<b>\$0</b>	<b>\$185,500</b>	<b>\$0</b>	<b>\$0</b>	<b>\$0</b>	<b>\$185,500</b>
<b>Item PR_0000088 Totals:</b>	<b>\$0</b>	<b>\$0</b>	<b>\$0</b>	<b>\$3,288,000</b>	<b>\$0</b>	<b>\$0</b>	<b>\$0</b>	<b>\$3,288,000</b>

<b>Item Number:</b> PR_0000289	<b>Description:</b> North O'Brien Street (Cypress Street to Spruce Street)	<b>L RTP:</b> 115
<b>Related Project:</b>	<b>Extra Description:</b> This project provides for the widening of North O'Brien Street from West Cypress Street to West Spruce Street from 2/3 lanes to a 4-lane divided roadway.	
<b>Project Length:</b>		*NON-SIS*
<b>Type of Work</b>	Complete Streets	

Fund	<2017	2017	2018	2019	2020	2021	>2021	All Years
<b>Construction/Improvements - Managed by CITY OF TAMPA</b>								
IMPAC	\$0	\$416,000	\$0	\$0	\$0	\$0	\$0	\$416,000
<b>Totals:</b>	<b>\$0</b>	<b>\$416,000</b>	<b>\$0</b>	<b>\$0</b>	<b>\$0</b>	<b>\$0</b>	<b>\$0</b>	<b>\$416,000</b>
<b>Project Management - Managed by CITY OF TAMPA</b>								
IMPAC	\$0	\$43,000	\$0	\$0	\$0	\$0	\$0	\$43,000
<b>Totals:</b>	<b>\$0</b>	<b>\$43,000</b>	<b>\$0</b>	<b>\$0</b>	<b>\$0</b>	<b>\$0</b>	<b>\$0</b>	<b>\$43,000</b>
<b>Item PR_0000289 Totals:</b>	<b>\$0</b>	<b>\$459,000</b>	<b>\$0</b>	<b>\$0</b>	<b>\$0</b>	<b>\$0</b>	<b>\$0</b>	<b>\$459,000</b>

<b>Item Number:</b> PR_1000775	<b>Description:</b> Westshore Area Roadway Extension	<b>L RTP:</b> 1014, 1016
<b>Related Project:</b>	<b>Extra Description:</b> This project provides for an extension of Trask, Occident and Reo Streets beneath the interstate to create new north/south connections and improve traffic circulation within the District.	
<b>Project Length:</b>		*NON-SIS*
<b>Type of Work</b>	NEW ROAD CONSTRUCTION	

Fund	<2017	2017	2018	2019	2020	2021	>2021	All Years
<b>Construction/Improvements - Managed by CITY OF TAMPA</b>								
IMPAC	\$0	\$0	\$445,000	\$430,800	\$430,700	\$0	\$0	\$1,306,500
<b>Totals:</b>	<b>\$0</b>	<b>\$0</b>	<b>\$445,000</b>	<b>\$430,800</b>	<b>\$430,700</b>	<b>\$0</b>	<b>\$0</b>	<b>\$1,306,500</b>
<b>Project Management - Managed by CITY OF TAMPA</b>								
IMPAC	\$0	\$0	\$45,900	\$44,300	\$44,300	\$0	\$0	\$134,500
<b>Totals:</b>	<b>\$0</b>	<b>\$0</b>	<b>\$45,900</b>	<b>\$44,300</b>	<b>\$44,300</b>	<b>\$0</b>	<b>\$0</b>	<b>\$134,500</b>
<b>Item PR_1000775 Totals:</b>	<b>\$0</b>	<b>\$0</b>	<b>\$490,900</b>	<b>\$475,100</b>	<b>\$475,000</b>	<b>\$0</b>	<b>\$0</b>	<b>\$1,441,000</b>



**MAINTENANCE**

**Item Number:** PR\_0000076    **Description:** Bridge Rehabilitation - Citywide    **LRTP:** System Preservation, p. 161  
**Related Project:**    **Extra Description:** This project provides for repair and rehabilitation of City-owned bridges, both movable and immovable. There are 41 City-owned bridges that need to provide safe access for all modes of traffic: vehicular, pedestrian and bicycle.    \*NON-SIS\*  
**Project Length:**     
**Type of Work** Bridge Repair

Fund	<2017	2017	2018	2019	2020	2021	>2021	All Years
<b>Construction/Improvements - Managed by CITY OF TAMPA</b>								
LOGT	\$0	\$453,000	\$453,000	\$453,000	\$453,000	\$0	\$0	\$1,812,000
<b>Totals:</b>	<b>\$0</b>	<b>\$453,000</b>	<b>\$453,000</b>	<b>\$453,000</b>	<b>\$453,000</b>	<b>\$0</b>	<b>\$0</b>	<b>\$1,812,000</b>
<b>Project Management - Managed by CITY OF TAMPA</b>								
LOGT	\$0	\$47,000	\$47,000	\$47,000	\$47,000	\$0	\$0	\$188,000
<b>Totals:</b>	<b>\$0</b>	<b>\$47,000</b>	<b>\$47,000</b>	<b>\$47,000</b>	<b>\$47,000</b>	<b>\$0</b>	<b>\$0</b>	<b>\$188,000</b>
<b>Item PR_0000076 Totals:</b>	<b>\$0</b>	<b>\$500,000</b>	<b>\$500,000</b>	<b>\$500,000</b>	<b>\$500,000</b>	<b>\$0</b>	<b>\$0</b>	<b>\$2,000,000</b>

**Item Number:** PR\_0000016    **Description:** Citywide    **LRTP:** System Preservation, p. 161  
**Related Project:**    **Extra Description:** This project provides for contracted street resurfacing and includes enhancements to traffic signs, pavement markings, pedestrian and bicycle facilities, street drainage and traffic signal systems within the resurfacing limits.    \*NON-SIS\*  
**Project Length:**     
**Type of Work** RESURFACING

Fund	<2017	2017	2018	2019	2020	2021	>2021	All Years
<b>Construction/Improvements - Managed by CITY OF TAMPA</b>								
LOGT	\$0	\$4,850,000	\$4,850,000	\$4,850,000	\$5,031,000	\$0	\$0	\$19,581,000
<b>Totals:</b>	<b>\$0</b>	<b>\$4,850,000</b>	<b>\$4,850,000</b>	<b>\$4,850,000</b>	<b>\$5,031,000</b>	<b>\$0</b>	<b>\$0</b>	<b>\$19,581,000</b>
<b>Design/Professional Services - Managed by CITY OF TAMPA</b>								
LOGT	\$0	\$50,000	\$50,000	\$50,000	\$50,000	\$0	\$0	\$200,000
<b>Totals:</b>	<b>\$0</b>	<b>\$50,000</b>	<b>\$50,000</b>	<b>\$50,000</b>	<b>\$50,000</b>	<b>\$0</b>	<b>\$0</b>	<b>\$200,000</b>
<b>Project Management - Managed by CITY OF TAMPA</b>								
LOGT	\$0	\$508,000	\$500,000	\$500,000	\$519,000	\$0	\$0	\$2,027,000
<b>Totals:</b>	<b>\$0</b>	<b>\$508,000</b>	<b>\$500,000</b>	<b>\$500,000</b>	<b>\$519,000</b>	<b>\$0</b>	<b>\$0</b>	<b>\$2,027,000</b>
<b>Item PR_0000016 Totals:</b>	<b>\$0</b>	<b>\$5,408,000</b>	<b>\$5,400,000</b>	<b>\$5,400,000</b>	<b>\$5,600,000</b>	<b>\$0</b>	<b>\$0</b>	<b>\$21,808,000</b>

<b>Item Number:</b> PR_0000077	<b>Description:</b> Citywide	<b>LRTP:</b> Crash reduction, p. 164
<b>Related Project:</b>	<b>Extra Description:</b> This project provides for necessary engineering design, construction and/or reconstruction of sidewalks in response to requests from schools, neighborhood organizations and citizens.	
<b>Project Length:</b>		*NON-SIS*
<b>Type of Work</b> SIDEWALK		

Fund	<2017	2017	2018	2019	2020	2021	>2021	All Years
<b>Construction/Improvements - Managed by CITY OF TAMPA</b>								
LOGT	\$0	\$338,000	\$346,000	\$346,000	\$372,000	\$0	\$0	\$1,402,000
<b>Totals:</b>	<b>\$0</b>	<b>\$338,000</b>	<b>\$346,000</b>	<b>\$346,000</b>	<b>\$372,000</b>	<b>\$0</b>	<b>\$0</b>	<b>\$1,402,000</b>
<b>Design/Professional Services - Managed by CITY OF TAMPA</b>								
LOGT	\$0	\$79,000	\$80,000	\$80,000	\$90,000	\$0	\$0	\$329,000
<b>Totals:</b>	<b>\$0</b>	<b>\$79,000</b>	<b>\$80,000</b>	<b>\$80,000</b>	<b>\$90,000</b>	<b>\$0</b>	<b>\$0</b>	<b>\$329,000</b>
<b>Project Management - Managed by CITY OF TAMPA</b>								
LOGT	\$0	\$33,000	\$34,000	\$34,000	\$38,000	\$0	\$0	\$139,000
<b>Totals:</b>	<b>\$0</b>	<b>\$33,000</b>	<b>\$34,000</b>	<b>\$34,000</b>	<b>\$38,000</b>	<b>\$0</b>	<b>\$0</b>	<b>\$139,000</b>
<b>Item PR_0000077 Totals:</b>	<b>\$0</b>	<b>\$450,000</b>	<b>\$460,000</b>	<b>\$460,000</b>	<b>\$500,000</b>	<b>\$0</b>	<b>\$0</b>	<b>\$1,870,000</b>

<b>Item Number:</b> PR_0000086	<b>Description:</b> Citywide	<b>LRTP:</b> Minimize congestion, p. 163
<b>Related Project:</b>	<b>Extra Description:</b> The project provides for vital upgrades to the City's aging signal infrastructure and installation of new signals from the City's 250 plus assets to improve safety, extend infrastructure life and meet requirements mandated by the City.	
<b>Project Length:</b>		*NON-SIS*
<b>Type of Work</b> Intersections		

Fund	<2017	2017	2018	2019	2020	2021	>2021	All Years
<b>Construction/Improvements - Managed by CITY OF TAMPA</b>								
LOGT	\$0	\$400,000	\$400,000	\$400,000	\$400,000	\$0	\$0	\$1,600,000
<b>Totals:</b>	<b>\$0</b>	<b>\$400,000</b>	<b>\$400,000</b>	<b>\$400,000</b>	<b>\$400,000</b>	<b>\$0</b>	<b>\$0</b>	<b>\$1,600,000</b>
<b>Project Management - Managed by CITY OF TAMPA</b>								
LOGT	\$0	\$50,000	\$50,000	\$50,000	\$50,000	\$0	\$0	\$200,000
<b>Totals:</b>	<b>\$0</b>	<b>\$50,000</b>	<b>\$50,000</b>	<b>\$50,000</b>	<b>\$50,000</b>	<b>\$0</b>	<b>\$0</b>	<b>\$200,000</b>
<b>Equipment - Managed by CITY OF TAMPA</b>								
LOGT	\$0	\$50,000	\$50,000	\$50,000	\$50,000	\$0	\$0	\$200,000
<b>Totals:</b>	<b>\$0</b>	<b>\$50,000</b>	<b>\$50,000</b>	<b>\$50,000</b>	<b>\$50,000</b>	<b>\$0</b>	<b>\$0</b>	<b>\$200,000</b>
<b>Item PR_0000086 Totals:</b>	<b>\$0</b>	<b>\$500,000</b>	<b>\$500,000</b>	<b>\$500,000</b>	<b>\$500,000</b>	<b>\$0</b>	<b>\$0</b>	<b>\$2,000,000</b>

<b>Item Number:</b> PR_000087	<b>Description:</b> Citywide	<b>L RTP:</b> System Preservation, p. 161
<b>Related Project:</b>	<b>Extra Description:</b> This project provides for fabrication and installation of new and upgraded stop signs, traffic signs, street name signs, parking signs, and transportation directed pavement markings and crosswalks to improve inadequacies throughout the City.	*NON-SIS*
<b>Project Length:</b>		
<b>Type of Work</b> Complete Streets		

Fund	<2017	2017	2018	2019	2020	2021	>2021	All Years
<b>Construction/Improvements - Managed by CITY OF TAMPA</b>								
LOGT	\$0	\$0	\$138,900	\$138,900	\$138,900	\$0	\$0	\$416,700
<b>Totals:</b>	<b>\$0</b>	<b>\$0</b>	<b>\$138,900</b>	<b>\$138,900</b>	<b>\$138,900</b>	<b>\$0</b>	<b>\$0</b>	<b>\$416,700</b>
<b>Project Management - Managed by CITY OF TAMPA</b>								
LOGT	\$0	\$0	\$11,100	\$11,100	\$11,100	\$0	\$0	\$33,300
<b>Totals:</b>	<b>\$0</b>	<b>\$0</b>	<b>\$11,100</b>	<b>\$11,100</b>	<b>\$11,100</b>	<b>\$0</b>	<b>\$0</b>	<b>\$33,300</b>
<b>Item PR_000087 Totals:</b>	<b>\$0</b>	<b>\$0</b>	<b>\$150,000</b>	<b>\$150,000</b>	<b>\$150,000</b>	<b>\$0</b>	<b>\$0</b>	<b>\$450,000</b>

<b>Item Number:</b> PR_1000257	<b>Description:</b> Laurel, Brorain, Cass, Platt, & Columbus Street Bridge	<b>L RTP:</b> System Preservation, p. 161
<b>Related Project:</b>	<b>Extra Description:</b> This project provides for repair and rehabilitation of moveable bridges. There are three City-owned bridges and two County-owned bridges that must provide safe access for all modes of traffic: vehicular, pedestrian and bicycle.	*NON-SIS*
<b>Project Length:</b>		
<b>Type of Work</b> Bridge Repair		

Fund	<2017	2017	2018	2019	2020	2021	>2021	All Years
<b>Construction/Improvements - Managed by CITY OF TAMPA</b>								
LOGT	\$0	\$185,000	\$231,000	\$231,000	\$231,000	\$0	\$0	\$878,000
<b>Totals:</b>	<b>\$0</b>	<b>\$185,000</b>	<b>\$231,000</b>	<b>\$231,000</b>	<b>\$231,000</b>	<b>\$0</b>	<b>\$0</b>	<b>\$878,000</b>
<b>Project Management - Managed by CITY OF TAMPA</b>								
LOGT	\$0	\$15,000	\$19,000	\$19,000	\$19,000	\$0	\$0	\$72,000
<b>Totals:</b>	<b>\$0</b>	<b>\$15,000</b>	<b>\$19,000</b>	<b>\$19,000</b>	<b>\$19,000</b>	<b>\$0</b>	<b>\$0</b>	<b>\$72,000</b>
<b>Item PR_1000257 Totals:</b>	<b>\$0</b>	<b>\$200,000</b>	<b>\$250,000</b>	<b>\$250,000</b>	<b>\$250,000</b>	<b>\$0</b>	<b>\$0</b>	<b>\$950,000</b>

<b>Item Number:</b> PR_0000084	<b>Description:</b> Seawall Improvements	<b>LRTP:</b> Vulnerability reduction, p. 164
<b>Related Project:</b>	<b>Extra Description:</b> This project provides for improvements of various seawalls abutting City right-of-ways. The seawall protects the road and all utilities within the right-of-way. The project may include repair of the sheet pile, pile cap or the addition of rip-rap.	
<b>Project Length:</b>		*NON-SIS*
<b>Type of Work</b> Seawalls		

Fund	<2017	2017	2018	2019	2020	2021	>2021	All Years
<b>Construction/Improvements - Managed by CITY OF TAMPA</b>								
LOGT	\$0	\$90,000	\$100,000	\$100,000	\$100,000	\$0	\$0	\$390,000
<b>Totals:</b>	<b>\$0</b>	<b>\$90,000</b>	<b>\$100,000</b>	<b>\$100,000</b>	<b>\$100,000</b>	<b>\$0</b>	<b>\$0</b>	<b>\$390,000</b>
<b>Design/Professional Services - Managed by CITY OF TAMPA</b>								
LOGT	\$0	\$9,000	\$10,000	\$10,000	\$10,000	\$0	\$0	\$39,000
<b>Totals:</b>	<b>\$0</b>	<b>\$9,000</b>	<b>\$10,000</b>	<b>\$10,000</b>	<b>\$10,000</b>	<b>\$0</b>	<b>\$0</b>	<b>\$39,000</b>
<b>Project Management - Managed by CITY OF TAMPA</b>								
LOGT	\$0	\$22,000	\$23,000	\$23,000	\$23,000	\$0	\$0	\$91,000
<b>Totals:</b>	<b>\$0</b>	<b>\$22,000</b>	<b>\$23,000</b>	<b>\$23,000</b>	<b>\$23,000</b>	<b>\$0</b>	<b>\$0</b>	<b>\$91,000</b>
<b>Item PR_0000084 Totals:</b>	<b>\$0</b>	<b>\$121,000</b>	<b>\$133,000</b>	<b>\$133,000</b>	<b>\$133,000</b>	<b>\$0</b>	<b>\$0</b>	<b>\$520,000</b>

**TRANSIT**

**Item Number:** PR\_0000298    **Description:** HART Central Business District    **LRTP:** Choices when not driving, p. 166  
**Related Project:**    **Extra Description:** This project provides for a 10% impact fee allocation to HART for capital improvements to sidewalks, bus stops and bus shelter pads within the Central Business Impact Fee District as set forth by the impact fee ordinance.    \*NON-SIS\*  
**Project Length:**     
**Type of Work** HART

Fund	<2017	2017	2018	2019	2020	2021	>2021	All Years
<b>Aids to Other Governments - Managed by CITY OF TAMPA</b>								
IMPAC	\$0	\$150	\$150	\$150	\$150	\$0	\$0	\$600
<b>Totals:</b>	<b>\$0</b>	<b>\$150</b>	<b>\$150</b>	<b>\$150</b>	<b>\$150</b>	<b>\$0</b>	<b>\$0</b>	<b>\$600</b>
<b>Item PR_0000298 Totals:</b>	<b>\$0</b>	<b>\$150</b>	<b>\$150</b>	<b>\$150</b>	<b>\$150</b>	<b>\$0</b>	<b>\$0</b>	<b>\$600</b>

**Item Number:** PR\_0000300    **Description:** HART Central East District    **LRTP:** Choices when not driving, p. 166  
**Related Project:**    **Extra Description:** This project provides for a 3% impact fee allocation to HART for capital improvements to sidewalks, bus stops and bus shelter pads within the University North Impact Fee District as set forth by the impact fee ordinance.    \*NON-SIS\*  
**Project Length:**     
**Type of Work** HART

Fund	<2017	2017	2018	2019	2020	2021	>2021	All Years
<b>Aids to Other Governments - Managed by CITY OF TAMPA</b>								
IMPAC	\$0	\$4,500	\$4,500	\$4,500	\$4,500	\$0	\$0	\$18,000
<b>Totals:</b>	<b>\$0</b>	<b>\$4,500</b>	<b>\$4,500</b>	<b>\$4,500</b>	<b>\$4,500</b>	<b>\$0</b>	<b>\$0</b>	<b>\$18,000</b>
<b>Item PR_0000300 Totals:</b>	<b>\$0</b>	<b>\$4,500</b>	<b>\$4,500</b>	<b>\$4,500</b>	<b>\$4,500</b>	<b>\$0</b>	<b>\$0</b>	<b>\$18,000</b>

**Item Number:** PR\_0000290    **Description:** HART Interbay District    **LRTP:** Choices when not driving, p. 166  
**Related Project:**    **Extra Description:** This project provides for a 3% impact fee allocation to HART for capital improvements to sidewalks, bus stops and bus shelter pads within the Westshore Impact Fee District as set forth by the impact fee ordinance.    \*NON-SIS\*  
**Project Length:**     
**Type of Work** HART

Fund	<2017	2017	2018	2019	2020	2021	>2021	All Years
<b>Aids to Other Governments - Managed by CITY OF TAMPA</b>								
IMPAC	\$0	\$15,000	\$15,000	\$15,000	\$15,000	\$0	\$0	\$60,000
<b>Totals:</b>	<b>\$0</b>	<b>\$15,000</b>	<b>\$15,000</b>	<b>\$15,000</b>	<b>\$15,000</b>	<b>\$0</b>	<b>\$0</b>	<b>\$60,000</b>
<b>Item PR_0000290 Totals:</b>	<b>\$0</b>	<b>\$15,000</b>	<b>\$15,000</b>	<b>\$15,000</b>	<b>\$15,000</b>	<b>\$0</b>	<b>\$0</b>	<b>\$60,000</b>

Item Number: **PR\_0000303** Description: HART North Central District L RTP: **Choices when not driving, p. 166**  
 Related Project: Extra Description: This project provides for a 3% impact fee allocation to HART for capital improvements to sidewalks, bus stops and bus shelter pads within the University North Impact Fee District as set forth by the impact fee ordinance.  
 Project Length: \*NON-SIS\*  
 Type of Work HART

Fund	<2017	2017	2018	2019	2020	2021	>2021	All Years
<b>Aids to Other Governments - Managed by CITY OF TAMPA</b>								
IMPAC	\$0	\$300	\$300	\$300	\$300	\$0	\$0	\$1,200
<b>Totals:</b>	<b>\$0</b>	<b>\$300</b>	<b>\$300</b>	<b>\$300</b>	<b>\$300</b>	<b>\$0</b>	<b>\$0</b>	<b>\$1,200</b>
<b>Item PR_0000303 Totals:</b>	<b>\$0</b>	<b>\$300</b>	<b>\$300</b>	<b>\$300</b>	<b>\$300</b>	<b>\$0</b>	<b>\$0</b>	<b>\$1,200</b>

Item Number: **PR\_0000304** Description: HART University North District L RTP: **Choices when not driving, p. 166**  
 Related Project: Extra Description: This project provides for a 3% impact fee allocation to HART for capital improvements to sidewalks, bus stops and bus shelter pads within the University North Impact Fee District as set forth by the impact fee ordinance.  
 Project Length: \*NON-SIS\*  
 Type of Work HART

Fund	<2017	2017	2018	2019	2020	2021	>2021	All Years
<b>Aids to Other Governments - Managed by CITY OF TAMPA</b>								
IMPAC	\$0	\$22,500	\$22,500	\$12,750	\$12,750	\$0	\$0	\$70,500
<b>Totals:</b>	<b>\$0</b>	<b>\$22,500</b>	<b>\$22,500</b>	<b>\$12,750</b>	<b>\$12,750</b>	<b>\$0</b>	<b>\$0</b>	<b>\$70,500</b>
<b>Item PR_0000304 Totals:</b>	<b>\$0</b>	<b>\$22,500</b>	<b>\$22,500</b>	<b>\$12,750</b>	<b>\$12,750</b>	<b>\$0</b>	<b>\$0</b>	<b>\$70,500</b>

Item Number: **PR\_0000293** Description: HART Westshore District L RTP: **Choices when not driving, p. 166**  
 Related Project: Extra Description: This project provides for a 3% impact fee allocation to HART for capital improvements to sidewalks, bus stops and bus shelter pads within the Westshore Impact Fee District as set forth by the impact fee ordinance.  
 Project Length: \*NON-SIS\*  
 Type of Work HART

Fund	<2017	2017	2018	2019	2020	2021	>2021	All Years
<b>Aids to Other Governments - Managed by CITY OF TAMPA</b>								
IMPAC	\$0	\$15,000	\$15,000	\$15,000	\$15,000	\$0	\$0	\$60,000
<b>Totals:</b>	<b>\$0</b>	<b>\$15,000</b>	<b>\$15,000</b>	<b>\$15,000</b>	<b>\$15,000</b>	<b>\$0</b>	<b>\$0</b>	<b>\$60,000</b>
<b>Item PR_0000293 Totals:</b>	<b>\$0</b>	<b>\$15,000</b>	<b>\$15,000</b>	<b>\$15,000</b>	<b>\$15,000</b>	<b>\$0</b>	<b>\$0</b>	<b>\$60,000</b>

<b>Item Number:</b> PR_1000575	<b>Description:</b> Streetcar Infrastructure	<b>LRTP:</b> System Preservation, p. 161
<b>Related Project:</b>	<b>Extra Description:</b> This project provides for reconditioning or replacing components exhibiting deterioration, damage or obsolescence, rectifying maintenance issues and anticipating component life cycles.	
<b>Project Length:</b>		*NON-SIS*
<b>Type of Work</b>	FIXED GUIDEWAY IMPROVEMENTS	

Fund	<2017	2017	2018	2019	2020	2021	>2021	All Years
<b>Construction/Improvements - Managed by CITY OF TAMPA</b>								
UST	\$0	\$250,000	\$250,000	\$250,000	\$250,000	\$0	\$0	\$1,000,000
<b>Totals:</b>	<b>\$0</b>	<b>\$250,000</b>	<b>\$250,000</b>	<b>\$250,000</b>	<b>\$250,000</b>	<b>\$0</b>	<b>\$0</b>	<b>\$1,000,000</b>
<b>Item PR_1000575 Totals:</b>	<b>\$0</b>	<b>\$250,000</b>	<b>\$250,000</b>	<b>\$250,000</b>	<b>\$250,000</b>	<b>\$0</b>	<b>\$0</b>	<b>\$1,000,000</b>

**MISCELLANEOUS**

**Item Number:** PR\_0000080    **Description:** Citywide    **LRTP:** Minimize congestion, p. 163  
**Related Project:**    **Extra Description:** This project provides for the replacement and installation of CCTV cameras, advanced vehicle detection, CCTV poles and communication for cameras used for traffic monitoring, emergency incident management and special events.    \*NON-SIS\*  
**Project Length:**      
**Type of Work** ITS

Fund	<2017	2017	2018	2019	2020	2021	>2021	All Years
<b>Construction/Improvements - Managed by CITY OF TAMPA</b>								
LOGT	\$0	\$58,000	\$58,000	\$58,000	\$58,000	\$0	\$0	\$232,000
<b>Totals:</b>	<b>\$0</b>	<b>\$58,000</b>	<b>\$58,000</b>	<b>\$58,000</b>	<b>\$58,000</b>	<b>\$0</b>	<b>\$0</b>	<b>\$232,000</b>
<b>Project Management - Managed by CITY OF TAMPA</b>								
LOGT	\$0	\$16,000	\$16,000	\$16,000	\$16,000	\$0	\$0	\$64,000
<b>Totals:</b>	<b>\$0</b>	<b>\$16,000</b>	<b>\$16,000</b>	<b>\$16,000</b>	<b>\$16,000</b>	<b>\$0</b>	<b>\$0</b>	<b>\$64,000</b>
<b>Equipment - Managed by CITY OF TAMPA</b>								
LOGT	\$0	\$26,000	\$26,000	\$26,000	\$26,000	\$0	\$0	\$104,000
<b>Totals:</b>	<b>\$0</b>	<b>\$26,000</b>	<b>\$26,000</b>	<b>\$26,000</b>	<b>\$26,000</b>	<b>\$0</b>	<b>\$0</b>	<b>\$104,000</b>
<b>Item PR_0000080 Totals:</b>	<b>\$0</b>	<b>\$100,000</b>	<b>\$100,000</b>	<b>\$100,000</b>	<b>\$100,000</b>	<b>\$0</b>	<b>\$0</b>	<b>\$400,000</b>

**Item Number:** PR\_0000085    **Description:** Citywide    **LRTP:** Crash reduction, p. 164  
**Related Project:**    **Extra Description:** This project provides for new street lighting along roadway segments that have been identified as a public safety priority by the Tampa Police Department. Additionally, crash report analysis will identify roadway segments in need of lighting.    \*NON-SIS\*  
**Project Length:**      
**Type of Work** Complete Streets

Fund	<2017	2017	2018	2019	2020	2021	>2021	All Years
<b>Construction/Improvements - Managed by CITY OF TAMPA</b>								
LOGT	\$0	\$0	\$58,500	\$58,500	\$58,500	\$0	\$0	\$175,500
<b>Totals:</b>	<b>\$0</b>	<b>\$0</b>	<b>\$58,500</b>	<b>\$58,500</b>	<b>\$58,500</b>	<b>\$0</b>	<b>\$0</b>	<b>\$175,500</b>
<b>Project Management - Managed by CITY OF TAMPA</b>								
LOGT	\$0	\$0	\$41,500	\$41,500	\$41,500	\$0	\$0	\$124,500
<b>Totals:</b>	<b>\$0</b>	<b>\$0</b>	<b>\$41,500</b>	<b>\$41,500</b>	<b>\$41,500</b>	<b>\$0</b>	<b>\$0</b>	<b>\$124,500</b>
<b>Item PR_0000085 Totals:</b>	<b>\$0</b>	<b>\$0</b>	<b>\$100,000</b>	<b>\$100,000</b>	<b>\$100,000</b>	<b>\$0</b>	<b>\$0</b>	<b>\$300,000</b>



<b>Item Number:</b> PR_1000250	<b>Description:</b> Citywide	<b>LRTP:</b> Minimize congestion, p. 163
<b>Related Project:</b>	<b>Extra Description:</b> This project provides for the maintenance of CCTV traffic monitoring cameras, video vehicle detection, CCTV poles and both fiber optic and copper communication systems for signs and the installation and maintenance of variable message signs.	
<b>Project Length:</b>		*NON-SIS*
<b>Type of Work</b> Intersections		

Fund	<2017	2017	2018	2019	2020	2021	>2021	All Years
<b>Construction/Improvements - Managed by CITY OF TAMPA</b>								
LOGT	\$0	\$40,000	\$40,000	\$40,000	\$40,000	\$0	\$0	\$160,000
<b>Totals:</b>	<b>\$0</b>	<b>\$40,000</b>	<b>\$40,000</b>	<b>\$40,000</b>	<b>\$40,000</b>	<b>\$0</b>	<b>\$0</b>	<b>\$160,000</b>
<b>Design/Professional Services - Managed by CITY OF TAMPA</b>								
LOGT	\$0	\$21,000	\$20,000	\$20,000	\$20,000	\$0	\$0	\$81,000
<b>Totals:</b>	<b>\$0</b>	<b>\$21,000</b>	<b>\$20,000</b>	<b>\$20,000</b>	<b>\$20,000</b>	<b>\$0</b>	<b>\$0</b>	<b>\$81,000</b>
<b>Equipment - Managed by CITY OF TAMPA</b>								
LOGT	\$0	\$60,000	\$60,000	\$60,000	\$60,000	\$0	\$0	\$240,000
<b>Totals:</b>	<b>\$0</b>	<b>\$60,000</b>	<b>\$60,000</b>	<b>\$60,000</b>	<b>\$60,000</b>	<b>\$0</b>	<b>\$0</b>	<b>\$240,000</b>
<b>Item PR_1000250 Totals:</b>	<b>\$0</b>	<b>\$121,000</b>	<b>\$120,000</b>	<b>\$120,000</b>	<b>\$120,000</b>	<b>\$0</b>	<b>\$0</b>	<b>\$481,000</b>

<b>Item Number:</b> PR_1000251	<b>Description:</b> Citywide	<b>LRTP:</b> Minimize congestion, p. 163
<b>Related Project:</b>	<b>Extra Description:</b> This project provides for the installation of CCTV traffic monitoring cameras, video vehicle detection, CCTV poles and both fiber optic and copper communication systems for signs and the installation and maintenance of variable message signs.	
<b>Project Length:</b>		*NON-SIS*
<b>Type of Work</b> TRAFFIC OPS IMPROVEMENT		

Fund	<2017	2017	2018	2019	2020	2021	>2021	All Years
<b>Design/Professional Services - Managed by CITY OF TAMPA</b>								
LOGT	\$0	\$163,500	\$172,700	\$171,700	\$172,700	\$0	\$0	\$680,600
<b>Totals:</b>	<b>\$0</b>	<b>\$163,500</b>	<b>\$172,700</b>	<b>\$171,700</b>	<b>\$172,700</b>	<b>\$0</b>	<b>\$0</b>	<b>\$680,600</b>
<b>Project Management - Managed by CITY OF TAMPA</b>								
LOGT	\$0	\$16,500	\$17,300	\$17,300	\$17,300	\$0	\$0	\$68,400
<b>Totals:</b>	<b>\$0</b>	<b>\$16,500</b>	<b>\$17,300</b>	<b>\$17,300</b>	<b>\$17,300</b>	<b>\$0</b>	<b>\$0</b>	<b>\$68,400</b>
<b>Item PR_1000251 Totals:</b>	<b>\$0</b>	<b>\$180,000</b>	<b>\$190,000</b>	<b>\$189,000</b>	<b>\$190,000</b>	<b>\$0</b>	<b>\$0</b>	<b>\$749,000</b>

<b>Item Number:</b> PR_1000771	<b>Description:</b> LED Replacement Program	<b>LRTP:</b> System Preservation, p. 161
<b>Related Project:</b>	<b>Extra Description:</b> This project provides for high priority replacement of LED signals and pedestrian indicators that are at the end of their 6 year specified life. This project covers approximately 250 intersections to meet federal mandates and improve public safety.	
<b>Project Length:</b>		*NON-SIS*
<b>Type of Work</b> Intersections		

Fund	<2017	2017	2018	2019	2020	2021	>2021	All Years
<b>Construction/Improvements - Managed by CITY OF TAMPA</b>								
LOGT	\$0	\$470,000	\$245,000	\$245,000	\$343,000	\$0	\$0	\$1,303,000
<b>Totals:</b>	<b>\$0</b>	<b>\$470,000</b>	<b>\$245,000</b>	<b>\$245,000</b>	<b>\$343,000</b>	<b>\$0</b>	<b>\$0</b>	<b>\$1,303,000</b>
<b>Project Management - Managed by CITY OF TAMPA</b>								
LOGT	\$0	\$10,000	\$5,000	\$5,000	\$7,000	\$0	\$0	\$27,000
<b>Totals:</b>	<b>\$0</b>	<b>\$10,000</b>	<b>\$5,000</b>	<b>\$5,000</b>	<b>\$7,000</b>	<b>\$0</b>	<b>\$0</b>	<b>\$27,000</b>
<b>Item PR_1000771 Totals:</b>	<b>\$0</b>	<b>\$480,000</b>	<b>\$250,000</b>	<b>\$250,000</b>	<b>\$350,000</b>	<b>\$0</b>	<b>\$0</b>	<b>\$1,330,000</b>
<b>GRAND TOTAL</b>	<b>\$0</b>	<b>\$12,510,650</b>	<b>\$9,897,626</b>	<b>\$12,955,300</b>	<b>\$9,925,700</b>	<b>\$0</b>	<b>\$0</b>	<b>\$45,289,276</b>

## **Section 6 - Aviation Authority Projects**

**Aviation Authority  
5 Year TIP  
Hillsborough County, District 7**

**AVIATION**

Item Number: **HCAA9**      Description: Aviation Authority - Studies & Assessments      L RTP: **N/A**  
 Related Project:      Extra Description:  
 Project Length:      \*NON-SIS\*  
 Type of Work AVIATION REVENUE/OPERATIONAL

Fund	<2017	2017	2018	2019	2020	2021	>2021	All Years
<b>Construction - Managed by AVIATION AUTHORITY</b>								
Bond	\$0	\$0	\$0	\$254,053	\$0	\$0	\$0	\$254,053
<b>Totals:</b>	<b>\$0</b>	<b>\$0</b>	<b>\$0</b>	<b>\$254,053</b>	<b>\$0</b>	<b>\$0</b>	<b>\$0</b>	<b>\$254,053</b>
<b>Item HCAA9 Totals:</b>	<b>\$0</b>	<b>\$0</b>	<b>\$0</b>	<b>\$254,053</b>	<b>\$0</b>	<b>\$0</b>	<b>\$0</b>	<b>\$254,053</b>

Item Number: **POK4**      Description: Peter O'Knight - Terminal and administration buildings rehabilitaion design      L RTP: **N/A**  
 Related Project:      Extra Description:  
 Project Length:      \*NON-SIS\*  
 Type of Work AVIATION REVENUE/OPERATIONAL

Fund	<2017	2017	2018	2019	2020	2021	>2021	All Years
<b>Preliminary Engineering - Managed by AVIATION AUTHORITY</b>								
Bond	\$0	\$0	\$0	\$370,400	\$0	\$0	\$0	\$370,400
HCAA	\$0	\$0	\$0	\$0	\$500,000	\$0	\$0	\$500,000
<b>Totals:</b>	<b>\$0</b>	<b>\$0</b>	<b>\$0</b>	<b>\$370,400</b>	<b>\$500,000</b>	<b>\$0</b>	<b>\$0</b>	<b>\$870,400</b>
<b>Item POK4 Totals:</b>	<b>\$0</b>	<b>\$0</b>	<b>\$0</b>	<b>\$370,400</b>	<b>\$500,000</b>	<b>\$0</b>	<b>\$0</b>	<b>\$870,400</b>

<u>Item Number:</u> <b>POK7</b>	<u>Description:</u> Peter O' Knight Airport - Parking	<u>LRTP:</u> <b>N/A</b>
<u>Related Project:</u>	<u>Extra Description:</u>	
<u>Project Length:</u>		*NON-SIS*
<u>Type of Work</u>	AVIATION REVENUE/OPERATIONAL	

Fund	<2017	2017	2018	2019	2020	2021	>2021	All Years
<b>Construction - Managed by AVIATION AUTHORITY</b>								
HCAA	\$0	\$0	\$54,912	\$0	\$0	\$0	\$0	\$54,912
FDOT Grants	\$0	\$0	\$52,100	\$0	\$0	\$0	\$0	\$52,100
<b>Totals:</b>	<b>\$0</b>	<b>\$0</b>	<b>\$107,012</b>	<b>\$0</b>	<b>\$0</b>	<b>\$0</b>	<b>\$0</b>	<b>\$107,012</b>
<b>Item POK7 Totals:</b>	<b>\$0</b>	<b>\$0</b>	<b>\$107,012</b>	<b>\$0</b>	<b>\$0</b>	<b>\$0</b>	<b>\$0</b>	<b>\$107,012</b>

<u>Item Number:</u> <b>POK8</b>	<u>Description:</u> Peter O' Knight Airport - Airport & Airfield Support	<u>LRTP:</u> <b>N/A</b>
<u>Related Project:</u>	<u>Extra Description:</u>	
<u>Project Length:</u>		*NON-SIS*
<u>Type of Work</u>	AVIATION REVENUE/OPERATIONAL	

Fund	<2017	2017	2018	2019	2020	2021	>2021	All Years
<b>Construction - Managed by AVIATION AUTHORITY</b>								
Bond	\$0	\$0	\$0	\$569,600	\$0	\$0	\$0	\$569,600
FDOT Grants	\$0	\$0	\$0	\$696,600	\$0	\$0	\$0	\$696,600
<b>Totals:</b>	<b>\$0</b>	<b>\$0</b>	<b>\$0</b>	<b>\$1,266,200</b>	<b>\$0</b>	<b>\$0</b>	<b>\$0</b>	<b>\$1,266,200</b>
<b>Item POK8 Totals:</b>	<b>\$0</b>	<b>\$0</b>	<b>\$0</b>	<b>\$1,266,200</b>	<b>\$0</b>	<b>\$0</b>	<b>\$0</b>	<b>\$1,266,200</b>

<u>Item Number:</u> <b>POK1</b>	<u>Description:</u> Peter O'Knight Airport - Runways	<u>LRTP:</u> <b>N/A</b>
<u>Related Project:</u>	<u>Extra Description:</u>	
<u>Project Length:</u>		*NON-SIS*
<u>Type of Work</u>	AVIATION REVENUE/OPERATIONAL	

Fund	<2017	2017	2018	2019	2020	2021	>2021	All Years
<b>Construction - Managed by AVIATION AUTHORITY</b>								
FDOT Grants	\$0	\$2,625,865	\$408,600	\$0	\$0	\$0	\$0	\$3,034,465
AIP Grants	\$0	\$2,700,000	\$0	\$0	\$0	\$0	\$0	\$2,700,000
HCAA	\$0	\$1,414,335	\$102,200	\$0	\$0	\$0	\$0	\$1,516,535
<b>Totals:</b>	<b>\$0</b>	<b>\$6,740,200</b>	<b>\$510,800</b>	<b>\$0</b>	<b>\$0</b>	<b>\$0</b>	<b>\$0</b>	<b>\$7,251,000</b>
<b>Item POK1 Totals:</b>	<b>\$0</b>	<b>\$6,740,200</b>	<b>\$510,800</b>	<b>\$0</b>	<b>\$0</b>	<b>\$0</b>	<b>\$0</b>	<b>\$7,251,000</b>

<u>Item Number:</u> <b>POK2</b>	<u>Description:</u> Peter O'Knight Airport - Hangars	<u>LRTP:</u> <b>N/A</b>
<u>Related Project:</u>	<u>Extra Description:</u>	
<u>Project Length:</u>		*NON-SIS*
<u>Type of Work</u>	AVIATION REVENUE/OPERATIONAL	

Fund	<2017	2017	2018	2019	2020	2021	>2021	All Years
<b>Construction - Managed by AVIATION AUTHORITY</b>								
HCAA	\$0	\$0	\$2,396,600	\$0	\$4,012,130	\$0	\$0	\$6,408,730
Bond	\$0	\$0	\$0	\$899,900	\$0	\$0	\$0	\$899,900
FDOT Grants	\$0	\$0	\$0	\$0	\$302,470	\$0	\$0	\$302,470
<b>Totals:</b>	<b>\$0</b>	<b>\$0</b>	<b>\$2,396,600</b>	<b>\$899,900</b>	<b>\$4,314,600</b>	<b>\$0</b>	<b>\$0</b>	<b>\$7,611,100</b>
<b>Item POK2 Totals:</b>	<b>\$0</b>	<b>\$0</b>	<b>\$2,396,600</b>	<b>\$899,900</b>	<b>\$4,314,600</b>	<b>\$0</b>	<b>\$0</b>	<b>\$7,611,100</b>

<u>Item Number:</u> <b>POK3</b>	<u>Description:</u> Peter O'Knight Airport - Aprons, Ramps and Taxiways	<u>LRTP:</u> <b>N/A</b>
<u>Related Project:</u>	<u>Extra Description:</u>	
<u>Project Length:</u>		*NON-SIS*
<u>Type of Work</u>	AVIATION REVENUE/OPERATIONAL	

Fund	<2017	2017	2018	2019	2020	2021	>2021	All Years
<b>Construction - Managed by AVIATION AUTHORITY</b>								
HCAA	\$0	\$0	\$192,210	\$0	\$133,400	\$0	\$0	\$325,610
FDOT Grants	\$0	\$0	\$706,200	\$0	\$390,600	\$0	\$0	\$1,096,800
<b>Totals:</b>	<b>\$0</b>	<b>\$0</b>	<b>\$898,410</b>	<b>\$0</b>	<b>\$524,000</b>	<b>\$0</b>	<b>\$0</b>	<b>\$1,422,410</b>
<b>Item POK3 Totals:</b>	<b>\$0</b>	<b>\$0</b>	<b>\$898,410</b>	<b>\$0</b>	<b>\$524,000</b>	<b>\$0</b>	<b>\$0</b>	<b>\$1,422,410</b>

<u>Item Number:</u> <b>PCA1</b>	<u>Description:</u> Plant City Airport - Runways	<u>LRTP:</u> <b>N/A</b>
<u>Related Project:</u>	<u>Extra Description:</u>	
<u>Project Length:</u>		*NON-SIS*
<u>Type of Work</u>	AVIATION REVENUE/OPERATIONAL	

Fund	<2017	2017	2018	2019	2020	2021	>2021	All Years
<b>Construction - Managed by AVIATION AUTHORITY</b>								
HCAA	\$0	\$0	\$406,900	\$0	\$0	\$0	\$0	\$406,900
<b>Totals:</b>	<b>\$0</b>	<b>\$0</b>	<b>\$406,900</b>	<b>\$0</b>	<b>\$0</b>	<b>\$0</b>	<b>\$0</b>	<b>\$406,900</b>
<b>Item PCA1 Totals:</b>	<b>\$0</b>	<b>\$0</b>	<b>\$406,900</b>	<b>\$0</b>	<b>\$0</b>	<b>\$0</b>	<b>\$0</b>	<b>\$406,900</b>

<u>Item Number:</u> <b>PCA2</b>	<u>Description:</u> Plant City Airport - Hangars	<u>LRTP:</u> <b>N/A</b>
<u>Related Project:</u>	<u>Extra Description:</u>	
<u>Project Length:</u>		*NON-SIS*
<u>Type of Work</u>	AVIATION REVENUE/OPERATIONAL	

Fund	<2017	2017	2018	2019	2020	2021	>2021	All Years
<b>Construction - Managed by AVIATION AUTHORITY</b>								
Bond	\$0	\$0	\$0	\$2,850,300	\$0	\$0	\$0	\$2,850,300
HCAA	\$0	\$0	\$1,367,600	\$0	\$66,510	\$0	\$0	\$1,434,110
FDOT Grants	\$0	\$0	\$1,745,800	\$959,200	\$155,190	\$0	\$0	\$2,860,190
<b>Totals:</b>	<b>\$0</b>	<b>\$0</b>	<b>\$3,113,400</b>	<b>\$3,809,500</b>	<b>\$221,700</b>	<b>\$0</b>	<b>\$0</b>	<b>\$7,144,600</b>
<b>Item PCA2 Totals:</b>	<b>\$0</b>	<b>\$0</b>	<b>\$3,113,400</b>	<b>\$3,809,500</b>	<b>\$221,700</b>	<b>\$0</b>	<b>\$0</b>	<b>\$7,144,600</b>

<u>Item Number:</u> <b>PCA3</b>	<u>Description:</u> Plant City Airport - Aprons, Ramps and Taxiways	<u>LRTP:</u> <b>N/A</b>
<u>Related Project:</u>	<u>Extra Description:</u>	
<u>Project Length:</u>		*NON-SIS*
<u>Type of Work</u>	AVIATION REVENUE/OPERATIONAL	

Fund	<2017	2017	2018	2019	2020	2021	>2021	All Years
<b>Construction - Managed by AVIATION AUTHORITY</b>								
AIP Grants	\$0	\$0	\$0	\$0	\$450,000	\$0	\$0	\$450,000
FDOT Grants	\$0	\$0	\$0	\$0	\$772,870	\$0	\$0	\$772,870
HCAA	\$0	\$0	\$0	\$0	\$556,630	\$0	\$0	\$556,630
<b>Totals:</b>	<b>\$0</b>	<b>\$0</b>	<b>\$0</b>	<b>\$0</b>	<b>\$1,779,500</b>	<b>\$0</b>	<b>\$0</b>	<b>\$1,779,500</b>
<b>Item PCA3 Totals:</b>	<b>\$0</b>	<b>\$0</b>	<b>\$0</b>	<b>\$0</b>	<b>\$1,779,500</b>	<b>\$0</b>	<b>\$0</b>	<b>\$1,779,500</b>

<u>Item Number:</u> <b>PCA4</b>	<u>Description:</u> Plant City Airport - Terminal Building	<u>LRTP:</u> <b>N/A</b>
<u>Related Project:</u>	<u>Extra Description:</u>	
<u>Project Length:</u>		*NON-SIS*
<u>Type of Work</u>	AVIATION REVENUE/OPERATIONAL	

Fund	<2017	2017	2018	2019	2020	2021	>2021	All Years
<b>Construction - Managed by AVIATION AUTHORITY</b>								
Bond	\$0	\$0	\$0	\$203,600	\$0	\$0	\$0	\$203,600
<b>Totals:</b>	<b>\$0</b>	<b>\$0</b>	<b>\$0</b>	<b>\$203,600</b>	<b>\$0</b>	<b>\$0</b>	<b>\$0</b>	<b>\$203,600</b>
<b>Item PCA4 Totals:</b>	<b>\$0</b>	<b>\$0</b>	<b>\$0</b>	<b>\$203,600</b>	<b>\$0</b>	<b>\$0</b>	<b>\$0</b>	<b>\$203,600</b>

<u>Item Number:</u> <b>PCA8</b>	<u>Description:</u> Plant City Airport - Airport & Airfield Support	<u>LRTP:</u> <b>N/A</b>
<u>Related Project:</u>	<u>Extra Description:</u>	
<u>Project Length:</u>		*NON-SIS*
<u>Type of Work</u>	AVIATION REVENUE/OPERATIONAL	

Fund	<2017	2017	2018	2019	2020	2021	>2021	All Years
<b>Construction - Managed by AVIATION AUTHORITY</b>								
FDOT Grants	\$0	\$0	\$0	\$0	\$593,880	\$0	\$0	\$593,880
HCAA	\$0	\$0	\$0	\$0	\$406,120	\$0	\$0	\$406,120
<b>Totals:</b>	<b>\$0</b>	<b>\$0</b>	<b>\$0</b>	<b>\$0</b>	<b>\$1,000,000</b>	<b>\$0</b>	<b>\$0</b>	<b>\$1,000,000</b>
<b>Item PCA8 Totals:</b>	<b>\$0</b>	<b>\$0</b>	<b>\$0</b>	<b>\$0</b>	<b>\$1,000,000</b>	<b>\$0</b>	<b>\$0</b>	<b>\$1,000,000</b>

<u>Item Number:</u> <b>PCA/POK8</b>	<u>Description:</u> Plant City Airport and Peter O'Knight Airport - Airport & Airfield Support	<u>LRTP:</u> <b>N/A</b>
<u>Related Project:</u>	<u>Extra Description:</u>	
<u>Project Length:</u>		*NON-SIS*
<u>Type of Work</u>	AVIATION REVENUE/OPERATIONAL	

Fund	<2017	2017	2018	2019	2020	2021	>2021	All Years
<b>Construction - Managed by AVIATION AUTHORITY</b>								
HCAA	\$0	\$456,200	\$0	\$0	\$0	\$0	\$0	\$456,200
<b>Totals:</b>	<b>\$0</b>	<b>\$456,200</b>	<b>\$0</b>	<b>\$0</b>	<b>\$0</b>	<b>\$0</b>	<b>\$0</b>	<b>\$456,200</b>
<b>Item PCA/POK8 Totals:</b>	<b>\$0</b>	<b>\$456,200</b>	<b>\$0</b>	<b>\$0</b>	<b>\$0</b>	<b>\$0</b>	<b>\$0</b>	<b>\$456,200</b>

<u>Item Number:</u> <b>PCA/POK/TE</b>	<u>Description:</u> Plant City Airport/Peter O'Knight Airport/Tampa Executive Airport - Airport & Airfield Support	<u>LRTP:</u> <b>N/A</b>
<u>Related Project:</u>	<u>Extra Description:</u>	
<u>Project Length:</u>		*NON-SIS*
<u>Type of Work</u>	AVIATION REVENUE/OPERATIONAL	

Fund	<2017	2017	2018	2019	2020	2021	>2021	All Years
<b>Construction - Managed by AVIATION AUTHORITY</b>								
HCAA	\$0	\$0	\$0	\$0	\$0	\$0	\$0	\$0
Bond	\$0	\$0	\$0	\$180,000	\$0	\$0	\$0	\$180,000
FDOT Grants	\$0	\$0	\$0	\$720,000	\$0	\$0	\$0	\$720,000
<b>Totals:</b>	<b>\$0</b>	<b>\$0</b>	<b>\$0</b>	<b>\$900,000</b>	<b>\$0</b>	<b>\$0</b>	<b>\$0</b>	<b>\$900,000</b>
<b>Item PCA/POK/TE8 Totals:</b>	<b>\$0</b>	<b>\$0</b>	<b>\$0</b>	<b>\$900,000</b>	<b>\$0</b>	<b>\$0</b>	<b>\$0</b>	<b>\$900,000</b>



<u>Item Number:</u> <b>TEA1</b>	<u>Description:</u> Tampa Executive Airport - Runways	<u>LRTP:</u> <b>N/A</b>
<u>Related Project:</u>	<u>Extra Description:</u>	
<u>Project Length:</u>		*NON-SIS*
<u>Type of Work</u>	AVIATION REVENUE/OPERATIONAL	

Fund	<2017	2017	2018	2019	2020	2021	>2021	All Years
<b>Construction - Managed by AVIATION AUTHORITY</b>								
Bond	\$0	\$0	\$0	\$278,600	\$0	\$0	\$0	\$278,600
AIP Grants	\$0	\$0	\$2,619,600	\$900,000	\$0	\$0	\$0	\$3,519,600
HCAA	\$0	\$0	\$376,200	\$0	\$0	\$0	\$0	\$376,200
FDOT Grants	\$0	\$0	\$451,000	\$1,038,200	\$0	\$0	\$0	\$1,489,200
<b>Totals:</b>	<b>\$0</b>	<b>\$0</b>	<b>\$3,446,800</b>	<b>\$2,216,800</b>	<b>\$0</b>	<b>\$0</b>	<b>\$0</b>	<b>\$5,663,600</b>
<b>Item TEA1 Totals:</b>	<b>\$0</b>	<b>\$0</b>	<b>\$3,446,800</b>	<b>\$2,216,800</b>	<b>\$0</b>	<b>\$0</b>	<b>\$0</b>	<b>\$5,663,600</b>

<u>Item Number:</u> <b>TEA2</b>	<u>Description:</u> Tampa Executive Airport - Hangars	<u>LRTP:</u> <b>N/A</b>
<u>Related Project:</u>	<u>Extra Description:</u>	
<u>Project Length:</u>		*NON-SIS*
<u>Type of Work</u>	AVIATION REVENUE/OPERATIONAL	

Fund	<2017	2017	2018	2019	2020	2021	>2021	All Years
<b>Construction - Managed by AVIATION AUTHORITY</b>								
FDOT Grants	\$0	\$0	\$2,328,300	\$0	\$0	\$0	\$0	\$2,328,300
HCAA	\$0	\$0	\$1,206,000	\$0	\$0	\$0	\$0	\$1,206,000
<b>Totals:</b>	<b>\$0</b>	<b>\$0</b>	<b>\$3,534,300</b>	<b>\$0</b>	<b>\$0</b>	<b>\$0</b>	<b>\$0</b>	<b>\$3,534,300</b>
<b>Item TEA2 Totals:</b>	<b>\$0</b>	<b>\$0</b>	<b>\$3,534,300</b>	<b>\$0</b>	<b>\$0</b>	<b>\$0</b>	<b>\$0</b>	<b>\$3,534,300</b>

<u>Item Number:</u> <b>TEA3</b>	<u>Description:</u> Tampa Executive Airport - Aprons, Ramps and Taxiways	<u>LRTP:</u> <b>N/A</b>
<u>Related Project:</u>	<u>Extra Description:</u>	
<u>Project Length:</u>		*NON-SIS*
<u>Type of Work</u>	AVIATION REVENUE/OPERATIONAL	

Fund	<2017	2017	2018	2019	2020	2021	>2021	All Years
<b>Construction - Managed by AVIATION AUTHORITY</b>								
FDOT Grants	\$0	\$0	\$2,051,398	\$0	\$0	\$0	\$0	\$2,051,398
HCAA	\$0	\$0	\$4,223,135	\$0	\$0	\$0	\$0	\$4,223,135
<b>Totals:</b>	<b>\$0</b>	<b>\$0</b>	<b>\$6,274,533</b>	<b>\$0</b>	<b>\$0</b>	<b>\$0</b>	<b>\$0</b>	<b>\$6,274,533</b>
<b>Item TEA3 Totals:</b>	<b>\$0</b>	<b>\$0</b>	<b>\$6,274,533</b>	<b>\$0</b>	<b>\$0</b>	<b>\$0</b>	<b>\$0</b>	<b>\$6,274,533</b>

<u>Item Number:</u> <b>TEA4</b>	<u>Description:</u> Tampa Executive Airport - Aprons, Ramps and Taxiways	<u>LRTP:</u> <b>N/A</b>
<u>Related Project:</u>	<u>Extra Description:</u>	
<u>Project Length:</u>		*NON-SIS*
<u>Type of Work</u>	AVIATION REVENUE/OPERATIONAL	

Fund	<2017	2017	2018	2019	2020	2021	>2021	All Years
<b>Construction - Managed by AVIATION AUTHORITY</b>								
Bond	\$0	\$0	\$0	\$71,100	\$0	\$0	\$0	\$71,100
FDOT Grants	\$0	\$0	\$0	\$284,200	\$0	\$0	\$0	\$284,200
<b>Totals:</b>	<b>\$0</b>	<b>\$0</b>	<b>\$0</b>	<b>\$355,300</b>	<b>\$0</b>	<b>\$0</b>	<b>\$0</b>	<b>\$355,300</b>
<b>Item TEA4 Totals:</b>	<b>\$0</b>	<b>\$0</b>	<b>\$0</b>	<b>\$355,300</b>	<b>\$0</b>	<b>\$0</b>	<b>\$0</b>	<b>\$355,300</b>

<u>Item Number:</u> <b>TEA6</b>	<u>Description:</u> Tampa Executive Airport - Airport & Airfield Support	<u>LRTP:</u> <b>N/A</b>
<u>Related Project:</u>	<u>Extra Description:</u>	
<u>Project Length:</u>		*NON-SIS*
<u>Type of Work</u>	AVIATION REVENUE/OPERATIONAL	

Fund	<2017	2017	2018	2019	2020	2021	>2021	All Years
<b>Construction - Managed by AVIATION AUTHORITY</b>								
FDOT Grants	\$0	\$0	\$0	\$170,200	\$0	\$0	\$0	\$170,200
Bond	\$0	\$0	\$0	\$492,600	\$0	\$0	\$0	\$492,600
<b>Totals:</b>	<b>\$0</b>	<b>\$0</b>	<b>\$0</b>	<b>\$662,800</b>	<b>\$0</b>	<b>\$0</b>	<b>\$0</b>	<b>\$662,800</b>
<b>Item TEA6 Totals:</b>	<b>\$0</b>	<b>\$0</b>	<b>\$0</b>	<b>\$662,800</b>	<b>\$0</b>	<b>\$0</b>	<b>\$0</b>	<b>\$662,800</b>

<u>Item Number:</u> <b>TEA8</b>	<u>Description:</u> Tampa Executive Airport - Airport & Airfield Support	<u>LRTP:</u> <b>N/A</b>
<u>Related Project:</u>	<u>Extra Description:</u>	
<u>Project Length:</u>		*NON-SIS*
<u>Type of Work</u>	AVIATION REVENUE/OPERATIONAL	

Fund	<2017	2017	2018	2019	2020	2021	>2021	All Years
<b>Construction - Managed by AVIATION AUTHORITY</b>								
FDOT Grants	\$0	\$0	\$0	\$120,400	\$335,300	\$0	\$0	\$455,700
Bond	\$0	\$0	\$0	\$30,100	\$0	\$0	\$0	\$30,100
HCAA	\$0	\$0	\$0	\$0	\$143,700	\$0	\$0	\$143,700
<b>Totals:</b>	<b>\$0</b>	<b>\$0</b>	<b>\$0</b>	<b>\$150,500</b>	<b>\$479,000</b>	<b>\$0</b>	<b>\$0</b>	<b>\$629,500</b>
<b>Item TEA8 Totals:</b>	<b>\$0</b>	<b>\$0</b>	<b>\$0</b>	<b>\$150,500</b>	<b>\$479,000</b>	<b>\$0</b>	<b>\$0</b>	<b>\$629,500</b>

<u>Item Number:</u> <b>TIA10</b>	<u>Description:</u> Tampa Executive Airport - Runways	<u>LRTP:</u> <b>N/A</b>
<u>Related Project:</u>	<u>Extra Description:</u>	
<u>Project Length:</u>		*NON-SIS*
<u>Type of Work</u>	AVIATION REVENUE/OPERATIONAL	

Fund	<2017	2017	2018	2019	2020	2021	>2021	All Years
<b>Construction - Managed by AVIATION AUTHORITY</b>								
PFC	\$0	\$0	\$29,502,000	\$0	\$0	\$0	\$0	\$29,502,000
HCAA	\$0	\$509,300	\$0	\$0	\$823,100	\$0	\$0	\$1,332,400
<b>Totals:</b>	<b>\$0</b>	<b>\$509,300</b>	<b>\$29,502,000</b>	<b>\$0</b>	<b>\$823,100</b>	<b>\$0</b>	<b>\$0</b>	<b>\$30,834,400</b>
<b>Item TIA10 Totals:</b>	<b>\$0</b>	<b>\$509,300</b>	<b>\$29,502,000</b>	<b>\$0</b>	<b>\$823,100</b>	<b>\$0</b>	<b>\$0</b>	<b>\$30,834,400</b>

<u>Item Number:</u> <b>HCAA8</b>	<u>Description:</u> Tampa International Airport - Airport & Airfield Support	<u>LRTP:</u> <b>N/A</b>
<u>Related Project:</u>	<u>Extra Description:</u>	
<u>Project Length:</u>		*NON-SIS*
<u>Type of Work</u>	AVIATION REVENUE/OPERATIONAL	

Fund	<2017	2017	2018	2019	2020	2021	>2021	All Years
<b>Construction - Managed by AVIATION AUTHORITY</b>								
HCAA	\$0	\$0	\$0	\$0	\$0	\$0	\$0	\$0
Bond	\$0	\$0	\$0	\$835,400	\$0	\$0	\$0	\$835,400
FDOT Grants	\$0	\$0	\$0	\$0	\$0	\$0	\$0	\$0
<b>Totals:</b>	<b>\$0</b>	<b>\$0</b>	<b>\$0</b>	<b>\$835,400</b>	<b>\$0</b>	<b>\$0</b>	<b>\$0</b>	<b>\$835,400</b>
<b>Item HCAA8 Totals:</b>	<b>\$0</b>	<b>\$0</b>	<b>\$0</b>	<b>\$835,400</b>	<b>\$0</b>	<b>\$0</b>	<b>\$0</b>	<b>\$835,400</b>

<u>Item Number:</u> <b>TIA1</b>	<u>Description:</u> Tampa International Airport - Runways	<u>LRTP:</u> <b>N/A</b>
<u>Related Project:</u>	<u>Extra Description:</u>	
<u>Project Length:</u>		*NON-SIS*
<u>Type of Work</u>	AVIATION REVENUE/OPERATIONAL	

Fund	<2017	2017	2018	2019	2020	2021	>2021	All Years
<b>Construction - Managed by AVIATION AUTHORITY</b>								
FDOT Grants	\$0	\$0	\$0	\$0	\$1,349,920	\$0	\$0	\$1,349,920
HCAA	\$0	\$0	\$0	\$0	\$2,851,380	\$0	\$0	\$2,851,380
<b>Totals:</b>	<b>\$0</b>	<b>\$0</b>	<b>\$0</b>	<b>\$0</b>	<b>\$4,201,300</b>	<b>\$0</b>	<b>\$0</b>	<b>\$4,201,300</b>
<b>Item TIA1 Totals:</b>	<b>\$0</b>	<b>\$0</b>	<b>\$0</b>	<b>\$0</b>	<b>\$4,201,300</b>	<b>\$0</b>	<b>\$0</b>	<b>\$4,201,300</b>

<u>Item Number:</u> <b>TIA2</b>	<u>Description:</u> Tampa International Airport - Hangars	<u>LRTP:</u> <b>N/A</b>
<u>Related Project:</u>	<u>Extra Description:</u>	
<u>Project Length:</u>		*NON-SIS*
<u>Type of Work</u>	AVIATION REVENUE/OPERATIONAL	

Fund	<2017	2017	2018	2019	2020	2021	>2021	All Years
<b>Construction - Managed by AVIATION AUTHORITY</b>								
HCAA	\$0	\$823,700	\$659,300	\$0	\$0	\$0	\$0	\$1,483,000
FDOT Grants	\$0	\$882,600	\$485,000	\$0	\$0	\$0	\$0	\$1,367,600
FAA	\$0	\$0	\$0	\$63,160,000	\$0	\$0	\$0	\$63,160,000
<b>Totals:</b>	<b>\$0</b>	<b>\$1,706,300</b>	<b>\$1,144,300</b>	<b>\$63,160,000</b>	<b>\$0</b>	<b>\$0</b>	<b>\$0</b>	<b>\$66,010,600</b>
<b>Item TIA2 Totals:</b>	<b>\$0</b>	<b>\$1,706,300</b>	<b>\$1,144,300</b>	<b>\$63,160,000</b>	<b>\$0</b>	<b>\$0</b>	<b>\$0</b>	<b>\$66,010,600</b>

<u>Item Number:</u> <b>TIA3</b>	<u>Description:</u> Tampa International Airport - Aprons, Ramps, and Taxiways	<u>LRTP:</u> <b>N/A</b>
<u>Related Project:</u>	<u>Extra Description:</u>	
<u>Project Length:</u>		*NON-SIS*
<u>Type of Work</u>	AVIATION REVENUE/OPERATIONAL	

Fund	<2017	2017	2018	2019	2020	2021	>2021	All Years
<b>Construction - Managed by AVIATION AUTHORITY</b>								
AIP Grants	\$0	\$9,194,500	\$306,300	\$15,377,360	\$0	\$0	\$0	\$24,878,160
FDOT Grants	\$0	\$1,234,652	\$680,000	\$4,011,500	\$0	\$0	\$0	\$5,926,152
Bond	\$0	\$0	\$0	\$6,218,000	\$0	\$0	\$0	\$6,218,000
HCAA	\$0	\$918,848	\$1,136,200	\$0	\$180,800	\$0	\$0	\$2,235,848
PFC	\$0	\$8,021,500	\$0	\$26,480,540	\$0	\$0	\$0	\$34,502,040
<b>Totals:</b>	<b>\$0</b>	<b>\$19,369,500</b>	<b>\$2,122,500</b>	<b>\$52,087,400</b>	<b>\$180,800</b>	<b>\$0</b>	<b>\$0</b>	<b>\$73,760,200</b>
<b>Item TIA3 Totals:</b>	<b>\$0</b>	<b>\$19,369,500</b>	<b>\$2,122,500</b>	<b>\$52,087,400</b>	<b>\$180,800</b>	<b>\$0</b>	<b>\$0</b>	<b>\$73,760,200</b>

<u>Item Number:</u> <b>TIA4</b>	<u>Description:</u> Tampa International Airport - Terminal Building	<u>LRTP:</u> <b>N/A</b>
<u>Related Project:</u>	<u>Extra Description:</u>	
<u>Project Length:</u>		*NON-SIS*
<u>Type of Work</u>	AVIATION REVENUE/OPERATIONAL	

Fund	<2017	2017	2018	2019	2020	2021	>2021	All Years
<b>Construction - Managed by AVIATION AUTHORITY</b>								
HCAA	\$0	\$5,676,500	\$0	\$0	\$0	\$0	\$0	\$5,676,500
Bond	\$0	\$0	\$0	\$0	\$25,546,300	\$0	\$0	\$25,546,300
<b>Totals:</b>	<b>\$0</b>	<b>\$5,676,500</b>	<b>\$0</b>	<b>\$0</b>	<b>\$25,546,300</b>	<b>\$0</b>	<b>\$0</b>	<b>\$31,222,800</b>
<b>Item TIA4 Totals:</b>	<b>\$0</b>	<b>\$5,676,500</b>	<b>\$0</b>	<b>\$0</b>	<b>\$25,546,300</b>	<b>\$0</b>	<b>\$0</b>	<b>\$31,222,800</b>

<u>Item Number:</u> <b>TIA5</b>	<u>Description:</u> Tampa International Airport - Airside Buildings	<u>LRTP:</u> <b>N/A</b>
<u>Related Project:</u>	<u>Extra Description:</u>	
<u>Project Length:</u>		*NON-SIS*
<u>Type of Work</u>	AVIATION REVENUE/OPERATIONAL	

Fund	<2017	2017	2018	2019	2020	2021	>2021	All Years
<b>Construction - Managed by AVIATION AUTHORITY</b>								
PFC	\$0	\$37,899,900	\$0	\$0	\$11,288,135	\$0	\$0	\$49,188,035
HCAA	\$0	\$2,800,400	\$6,254,200	\$0	\$6,975,700	\$0	\$0	\$16,030,300
FDOT Grants	\$0	\$5,400,000	\$0	\$2,994,308	\$3,140,865	\$0	\$0	\$11,535,173
Bond	\$0	\$0	\$0	\$14,599,792	\$0	\$0	\$0	\$14,599,792
<b>Totals:</b>	<b>\$0</b>	<b>\$46,100,300</b>	<b>\$6,254,200</b>	<b>\$17,594,100</b>	<b>\$21,404,700</b>	<b>\$0</b>	<b>\$0</b>	<b>\$91,353,300</b>
<b>Item TIA5 Totals:</b>	<b>\$0</b>	<b>\$46,100,300</b>	<b>\$6,254,200</b>	<b>\$17,594,100</b>	<b>\$21,404,700</b>	<b>\$0</b>	<b>\$0</b>	<b>\$91,353,300</b>

<u>Item Number:</u> <b>TIA6</b>	<u>Description:</u> Tampa International Airport - Service Roads	<u>LRTP:</u> <b>N/A</b>
<u>Related Project:</u>	<u>Extra Description:</u>	
<u>Project Length:</u>		*NON-SIS*
<u>Type of Work</u>	AVIATION REVENUE/OPERATIONAL	

Fund	<2017	2017	2018	2019	2020	2021	>2021	All Years
<b>Construction - Managed by AVIATION AUTHORITY</b>								
FDOT Grants	\$0	\$0	\$1,223,996	\$0	\$0	\$0	\$0	\$1,223,996
Bond	\$0	\$0	\$0	\$244,010	\$0	\$0	\$0	\$244,010
HCAA	\$0	\$0	\$4,736,704	\$0	\$0	\$0	\$0	\$4,736,704
<b>Totals:</b>	<b>\$0</b>	<b>\$0</b>	<b>\$5,960,700</b>	<b>\$244,010</b>	<b>\$0</b>	<b>\$0</b>	<b>\$0</b>	<b>\$6,204,710</b>
<b>Item TIA6 Totals:</b>	<b>\$0</b>	<b>\$0</b>	<b>\$5,960,700</b>	<b>\$244,010</b>	<b>\$0</b>	<b>\$0</b>	<b>\$0</b>	<b>\$6,204,710</b>

<u>Item Number:</u> <b>TIA7</b>	<u>Description:</u> Tampa International Airport - Parking	<u>LRTP:</u> <b>N/A</b>
<u>Related Project:</u>	<u>Extra Description:</u>	
<u>Project Length:</u>		*NON-SIS*
<u>Type of Work</u>	AVIATION REVENUE/OPERATIONAL	

Fund	<2017	2017	2018	2019	2020	2021	>2021	All Years
<b>Construction - Managed by AVIATION AUTHORITY</b>								
PFC	\$0	\$0	\$69,430,000	\$0	\$0	\$0	\$0	\$69,430,000
HCAA	\$0	\$4,259,400	\$6,154,410	\$0	\$2,975,400	\$0	\$0	\$13,389,210
Bond	\$0	\$8,103,500	\$112,500,000	\$6,062,300	\$0	\$0	\$0	\$126,665,800
FDOT Grants	\$0	\$700,000	\$1,274,548	\$307,500	\$0	\$0	\$0	\$2,282,048
<b>Totals:</b>	<b>\$0</b>	<b>\$13,062,900</b>	<b>\$189,358,958</b>	<b>\$6,369,800</b>	<b>\$2,975,400</b>	<b>\$0</b>	<b>\$0</b>	<b>\$211,767,058</b>
<b>Item TIA7 Totals:</b>	<b>\$0</b>	<b>\$13,062,900</b>	<b>\$189,358,958</b>	<b>\$6,369,800</b>	<b>\$2,975,400</b>	<b>\$0</b>	<b>\$0</b>	<b>\$211,767,058</b>

<u>Item Number:</u> <b>TIA8</b>	<u>Description:</u> Tampa International Airport - Airport & Airfield Support	<u>LRTP:</u> <b>N/A</b>
<u>Related Project:</u>	<u>Extra Description:</u>	
<u>Project Length:</u>		*NON-SIS*
<u>Type of Work</u>	AVIATION REVENUE/OPERATIONAL	

Fund	<2017	2017	2018	2019	2020	2021	>2021	All Years
<b>Construction - Managed by AVIATION AUTHORITY</b>								
Bond	\$0	\$0	\$38,900,000	\$7,158,400	\$16,510,000	\$0	\$0	\$62,568,400
HCAA	\$0	\$8,382,851	\$5,253,200	\$0	\$8,470,500	\$0	\$0	\$22,106,551
PFC	\$0	\$7,902,800	\$0	\$0	\$16,500,000	\$0	\$0	\$24,402,800
FDOT Grants	\$0	\$3,025,200	\$0	\$275,000	\$0	\$0	\$0	\$3,300,200
<b>Totals:</b>	<b>\$0</b>	<b>\$19,310,851</b>	<b>\$44,153,200</b>	<b>\$7,433,400</b>	<b>\$41,480,500</b>	<b>\$0</b>	<b>\$0</b>	<b>\$112,377,951</b>
<b>Item TIA8 Totals:</b>	<b>\$0</b>	<b>\$19,310,851</b>	<b>\$44,153,200</b>	<b>\$7,433,400</b>	<b>\$41,480,500</b>	<b>\$0</b>	<b>\$0</b>	<b>\$112,377,951</b>

<u>Item Number:</u> <b>TIA9</b>	<u>Description:</u> Airport & Airfield Support	<u>LRTP:</u> <b>N/A</b>
<u>Related Project:</u>	<u>Extra Description:</u>	
<u>Project Length:</u>		*NON-SIS*
<u>Type of Work</u>	AVIATION REVENUE/OPERATIONAL	

Fund	<2017	2017	2018	2019	2020	2021	>2021	All Years
<b>Construction - Managed by AVIATION AUTHORITY</b>								
Bond	\$0	\$0	\$0	\$2,998,100	\$0	\$0	\$0	\$2,998,100
FDOT Grants	\$0	\$0	\$234,000	\$294,900	\$0	\$0	\$0	\$528,900
HCAA	\$0	\$0	\$359,100	\$0	\$493,700	\$0	\$0	\$852,800
<b>Totals:</b>	<b>\$0</b>	<b>\$0</b>	<b>\$593,100</b>	<b>\$3,293,000</b>	<b>\$493,700</b>	<b>\$0</b>	<b>\$0</b>	<b>\$4,379,800</b>
<b>Item TIA9 Totals:</b>	<b>\$0</b>	<b>\$0</b>	<b>\$593,100</b>	<b>\$3,293,000</b>	<b>\$493,700</b>	<b>\$0</b>	<b>\$0</b>	<b>\$4,379,800</b>
<b>GRAND TOTAL</b>	<b>\$0</b>	<b>\$112,932,051</b>	<b>\$299,777,713</b>	<b>\$162,106,163</b>	<b>\$105,924,600</b>	<b>\$0</b>	<b>\$0</b>	<b>\$680,740,527</b>

## **Section 7 - Transportation Disadvantaged Projects**





## **Section 8 - HART Projects**



HART

Adopted FY 2016/17 - 2020/21 TIP

<u>Item Number:</u> <b>415172 1</b>	<u>Description:</u> Streetcar Maintenance Projects	<u>L RTP:</u> <b>System Preservation, p. 161</b>
<u>Related Project:</u>	<u>Extra Description:</u>	
<u>Project Length:</u>		*NON-SIS*
<u>Type of Work</u>	FIXED GUIDEWAY IMPROVEMENTS	

Fund	<2017	2017	2018	2019	2020	2021	>2021	All Years
<b>Grants and Miscellaneous - Managed by HART</b>								
Sect 5337	\$0	\$502,922	\$502,922	\$502,922	\$502,922	\$502,922	\$0	\$2,514,610
<b>Totals:</b>	<b>\$0</b>	<b>\$502,922</b>	<b>\$502,922</b>	<b>\$502,922</b>	<b>\$502,922</b>	<b>\$502,922</b>	<b>\$0</b>	<b>\$2,514,610</b>
<b>Item 415172 1 Totals:</b>	<b>\$0</b>	<b>\$502,922</b>	<b>\$502,922</b>	<b>\$502,922</b>	<b>\$502,922</b>	<b>\$502,922</b>	<b>\$0</b>	<b>\$2,514,610</b>

<u>Item Number:</u> <b>415172</b>	<u>Description:</u> Transit Asset Management, Maintain, rehabilitate & replace capital assets	<u>L RTP:</u> <b>System Preservation, p. 161</b>
<u>Related Project:</u>	<u>Extra Description:</u>	
<u>Project Length:</u>		*NON-SIS*
<u>Type of Work</u>	TRANSIT IMPROVEMENT	

Fund	<2017	2017	2018	2019	2020	2021	>2021	All Years
<b>Grants and Miscellaneous - Managed by HART</b>								
Sect 5337	\$0	\$106,774	\$106,774	\$106,774	\$106,774	\$106,774	\$0	\$533,870
<b>Totals:</b>	<b>\$0</b>	<b>\$106,774</b>	<b>\$106,774</b>	<b>\$106,774</b>	<b>\$106,774</b>	<b>\$106,774</b>	<b>\$0</b>	<b>\$533,870</b>
<b>Item 415172 Totals:</b>	<b>\$0</b>	<b>\$106,774</b>	<b>\$106,774</b>	<b>\$106,774</b>	<b>\$106,774</b>	<b>\$106,774</b>	<b>\$0</b>	<b>\$533,870</b>

<u>Item Number:</u> <b>408109 1</b>	<u>Description:</u> ADA Paratransit, Preventive Maintenance, Capital Leases, Associated Transit Improvements, a	<u>L RTP:</u> <b>Choices when not driving, p. 166</b>
<u>Related Project:</u>	<u>Extra Description:</u>	
<u>Project Length:</u>		*NON-SIS*
<u>Type of Work</u>	TRANSIT IMPROVEMENT	

Fund	<2017	2017	2018	2019	2020	2021	>2021	All Years
<b>Grants and Miscellaneous - Managed by HART</b>								
Sect 5307	\$0	\$12,765,199	\$12,765,199	\$12,765,199	\$12,765,199	\$12,765,199	\$0	\$63,825,995
<b>Totals:</b>	<b>\$0</b>	<b>\$12,765,199</b>	<b>\$12,765,199</b>	<b>\$12,765,199</b>	<b>\$12,765,199</b>	<b>\$12,765,199</b>	<b>\$0</b>	<b>\$63,825,995</b>
<b>Item 408109 1 Totals:</b>	<b>\$0</b>	<b>\$12,765,199</b>	<b>\$12,765,199</b>	<b>\$12,765,199</b>	<b>\$12,765,199</b>	<b>\$12,765,199</b>	<b>\$0</b>	<b>\$63,825,995</b>

Item Number: **402251 1** Description: State Block Grant LTRP: **Choices when not driving, p. 166**  
 Related Project: Extra Description:  
 Project Length: \*NON-SIS\*  
 Type of Work TRANSIT IMPROVEMENT

Fund	<2017	2017	2018	2019	2020	2021	>2021	All Years
<b>Grants and Miscellaneous - Managed by HART</b>								
State	\$0	\$4,587,934	\$4,706,540	\$4,861,920	\$5,105,016	\$4,921,269	\$0	\$24,182,679
LF	\$0	\$4,587,934	\$4,706,540	\$4,861,920	\$5,105,016	\$4,921,269	\$0	\$24,182,679
<b>Totals:</b>	<b>\$0</b>	<b>\$9,175,868</b>	<b>\$9,413,080</b>	<b>\$9,723,840</b>	<b>\$10,210,032</b>	<b>\$9,842,538</b>	<b>\$0</b>	<b>\$48,365,358</b>
<b>Item 402251 1 Totals:</b>	<b>\$0</b>	<b>\$9,175,868</b>	<b>\$9,413,080</b>	<b>\$9,723,840</b>	<b>\$10,210,032</b>	<b>\$9,842,538</b>	<b>\$0</b>	<b>\$48,365,358</b>

Item Number: **420741 1** Description: HART 51X Express Service Pasco/New Tampa/Downtown Tampa LTRP: **Choices when not driving, p. 166**  
 Related Project: Extra Description:  
 Project Length: \*NON-SIS\*  
 Type of Work TRANSIT IMPROVEMENT

Fund	<2017	2017	2018	2019	2020	2021	>2021	All Years
<b>Grants and Miscellaneous - Managed by HART</b>								
State	\$0	\$412,225	\$412,225	\$435,040	\$240,000	\$285,915	\$0	\$1,785,405
<b>Totals:</b>	<b>\$0</b>	<b>\$412,225</b>	<b>\$412,225</b>	<b>\$435,040</b>	<b>\$240,000</b>	<b>\$285,915</b>	<b>\$0</b>	<b>\$1,785,405</b>
<b>Item 420741 1 Totals:</b>	<b>\$0</b>	<b>\$412,225</b>	<b>\$412,225</b>	<b>\$435,040</b>	<b>\$240,000</b>	<b>\$285,915</b>	<b>\$0</b>	<b>\$1,785,405</b>

Item Number: **430322 1** Description: HART 20X Express - South Pasco to Downtown Tampa LTRP: **Choices when not driving, p. 166**  
 Related Project: Extra Description:  
 Project Length: \*NON-SIS\*  
 Type of Work TRANSIT IMPROVEMENT

Fund	<2017	2017	2018	2019	2020	2021	>2021	All Years
<b>Grants and Miscellaneous - Managed by HART</b>								
State	\$0	\$241,000	\$241,000	\$252,407	\$248,000	\$285,915	\$0	\$1,268,322
<b>Totals:</b>	<b>\$0</b>	<b>\$241,000</b>	<b>\$241,000</b>	<b>\$252,407</b>	<b>\$248,000</b>	<b>\$285,915</b>	<b>\$0</b>	<b>\$1,268,322</b>
<b>Item 430322 1 Totals:</b>	<b>\$0</b>	<b>\$241,000</b>	<b>\$241,000</b>	<b>\$252,407</b>	<b>\$248,000</b>	<b>\$285,915</b>	<b>\$0</b>	<b>\$1,268,322</b>

Item Number: **436677 1** Description: Regional Fare Collection L RTP: Choices when not driving, p. 166  
 Related Project: Extra Description:  
 Project Length: \*NON-SIS\*  
 Type of Work TRANSIT IMPROVEMENT

Fund	<2017	2017	2018	2019	2020	2021	>2021	All Years
<b>Grants and Miscellaneous - Managed by HART</b>								
SU	\$0	\$0	\$850,000	\$1,000,000	\$0	\$0	\$0	\$1,850,000
TRIP	\$0	\$0	\$623,593	\$1,000,000	\$0	\$0	\$0	\$1,623,593
LF	\$0	\$0	\$226,407	\$0	\$0	\$0	\$0	\$226,407
<b>Totals:</b>	<b>\$0</b>	<b>\$0</b>	<b>\$1,700,000</b>	<b>\$2,000,000</b>	<b>\$0</b>	<b>\$0</b>	<b>\$0</b>	<b>\$3,700,000</b>
<b>Item 436677 1 Totals:</b>	<b>\$0</b>	<b>\$0</b>	<b>\$1,700,000</b>	<b>\$2,000,000</b>	<b>\$0</b>	<b>\$0</b>	<b>\$0</b>	<b>\$3,700,000</b>

Item Number: **414963 2** Description: Vehicle Acquisition L RTP: System preservation, p. 161  
 Related Project: Extra Description:  
 Project Length: \*NON-SIS\*  
 Type of Work PURCHASE VEHICLES/EQUIPMENT

Fund	<2017	2017	2018	2019	2020	2021	>2021	All Years
<b>Grants and Miscellaneous - Managed by HART</b>								
STP	\$0	\$8,200,000	\$6,300,000	\$5,220,000	\$4,000,000	\$4,000,000	\$0	\$27,720,000
<b>Totals:</b>	<b>\$0</b>	<b>\$8,200,000</b>	<b>\$6,300,000</b>	<b>\$5,220,000</b>	<b>\$4,000,000</b>	<b>\$4,000,000</b>	<b>\$0</b>	<b>\$27,720,000</b>
<b>Item 414963 2 Totals:</b>	<b>\$0</b>	<b>\$8,200,000</b>	<b>\$6,300,000</b>	<b>\$5,220,000</b>	<b>\$4,000,000</b>	<b>\$4,000,000</b>	<b>\$0</b>	<b>\$27,720,000</b>

Item Number: **435141 1** Description: Streetcar Capital Maintenance Project L RTP: System preservation, p. 161  
 Related Project: Extra Description:  
 Project Length: \*NON-SIS\*  
 Type of Work TRANSIT IMPROVEMENT

Fund	<2017	2017	2018	2019	2020	2021	>2021	All Years
<b>Grants and Miscellaneous - Managed by HART</b>								
STP(SU)	\$0	\$100,000	\$0	\$880,006	\$0	\$0	\$0	\$980,006
<b>Totals:</b>	<b>\$0</b>	<b>\$100,000</b>	<b>\$0</b>	<b>\$880,006</b>	<b>\$0</b>	<b>\$0</b>	<b>\$0</b>	<b>\$980,006</b>
<b>Item 435141 1 Totals:</b>	<b>\$0</b>	<b>\$100,000</b>	<b>\$0</b>	<b>\$880,006</b>	<b>\$0</b>	<b>\$0</b>	<b>\$0</b>	<b>\$980,006</b>

<b>GRAND TOTAL</b>	<b>\$0</b>	<b>\$33,627,255</b>	<b>\$32,664,467</b>	<b>\$33,109,455</b>	<b>\$29,296,194</b>	<b>\$29,012,530</b>	<b>\$0</b>	<b>\$157,709,901</b>
--------------------	------------	---------------------	---------------------	---------------------	---------------------	---------------------	------------	----------------------

## **Section 9 - Expressway Authority Projects**

**Expressway Authority  
5 Year TIP  
Hillsborough County, District 7**

**HIGHWAYS**

**Item Number:** THEA5      **Description:** EAST-WEST EXPRESSWAY      **L RTP:** 1034  
**Related Project:**      **Extra Description:** This project consists of the phased development of a new toll facility "East West Expressway".  
**Project Length:**      \*NON-SIS\*  
**Type of Work** PRELIMINARY ENGINEERING

Fund	<2017	2017	2018	2019	2020	2021	>2021	All Years
<b>ENGINEERING - Managed by EXPRESSWAY AUTHORITY</b>								
THEA	\$0	\$0	\$80,000	\$2,550,000	\$2,600,000	\$0	\$0	\$5,230,000
<b>Totals:</b>	<b>\$0</b>	<b>\$0</b>	<b>\$80,000</b>	<b>\$2,550,000</b>	<b>\$2,600,000</b>	<b>\$0</b>	<b>\$0</b>	<b>\$5,230,000</b>
<b>PLANNING - Managed by EXPRESSWAY AUTHORITY</b>								
THEA	\$0	\$0	\$1,100,000	\$1,560,000	\$920,000	\$0	\$0	\$3,580,000
<b>Totals:</b>	<b>\$0</b>	<b>\$0</b>	<b>\$1,100,000</b>	<b>\$1,560,000</b>	<b>\$920,000</b>	<b>\$0</b>	<b>\$0</b>	<b>\$3,580,000</b>
<b>Item THEA5 Totals:</b>	<b>\$0</b>	<b>\$0</b>	<b>\$1,180,000</b>	<b>\$4,110,000</b>	<b>\$3,520,000</b>	<b>\$0</b>	<b>\$0</b>	<b>\$8,810,000</b>

**Item Number:** THEA2      **Description:** Selmon Greenway - Phase 2 & 3      **L RTP:** Choices when not driving, p. 166  
**Related Project:**      **Extra Description:** SELMON GREENWAY - Phase 2 & 3  
**Project Length:**      \*NON-SIS\*  
**Type of Work** PEDESTRIAN SAFETY IMPROVEMEN

Fund	<2017	2017	2018	2019	2020	2021	>2021	All Years
<b>ENGINEERING - Managed by EXPRESSWAY AUTHORITY</b>								
THEA	\$215,000	\$10,000	\$10,000	\$0	\$0	\$0	\$0	\$235,000
<b>Totals:</b>	<b>\$215,000</b>	<b>\$10,000</b>	<b>\$10,000</b>	<b>\$0</b>	<b>\$0</b>	<b>\$0</b>	<b>\$0</b>	<b>\$235,000</b>
<b>CONSTRUCTION - Managed by EXPRESSWAY AUTHORITY</b>								
THEA	\$50,000	\$1,070,000	\$800,000	\$40,000	\$40,000	\$48,000	\$0	\$2,048,000
<b>Totals:</b>	<b>\$50,000</b>	<b>\$1,070,000</b>	<b>\$800,000</b>	<b>\$40,000</b>	<b>\$40,000</b>	<b>\$48,000</b>	<b>\$0</b>	<b>\$2,048,000</b>
<b>Item THEA2 Totals:</b>	<b>\$265,000</b>	<b>\$1,080,000</b>	<b>\$810,000</b>	<b>\$40,000</b>	<b>\$40,000</b>	<b>\$48,000</b>	<b>\$0</b>	<b>\$2,283,000</b>



<u>Item Number:</u> <b>THEA3</b>	<u>Description:</u> Selmon West Extension (SR 600/US 92) from east of the existing Gandy Bridge to the	<u>LRTP:</u> <b>1001</b>
<u>Related Project:</u>	<u>Extra Description:</u> The State Environmental Impact Report (SEIR) Preferred Alternative consists of a two-lane, two-way elevated express lane structure in the median of existing Gandy Boulevard from east of the Gandy Bridge to the Selmon Expressway.	
<u>Project Length:</u>		*NON-SIS*
<u>Type of Work</u>	NEW ROAD CONSTRUCTION	

Fund	<2017	2017	2018	2019	2020	2021	>2021	All Years
<b>ENGINEERING - Managed by EXPRESSWAY AUTHORITY</b>								
THEA & Other	\$2,300,000		\$7,150,000	\$6,250,000	\$250,000	\$0	\$0	
<b>Totals:</b>	<b>\$2,300,000</b>		<b>\$7,150,000</b>	<b>\$6,250,000</b>	<b>\$250,000</b>	<b>\$0</b>	<b>\$0</b>	
<b>RIGHT OF WAY - Managed by EXPRESSWAY AUTHORITY</b>								
THEA & Other	\$0	\$1,636,000	\$0	\$0	\$0	\$0	\$0	\$1,636,000
<b>Totals:</b>	<b>\$0</b>	<b>\$1,636,000</b>	<b>\$0</b>	<b>\$0</b>	<b>\$0</b>	<b>\$0</b>	<b>\$0</b>	<b>\$1,636,000</b>
<b>CONSTRUCTION - Managed by EXPRESSWAY AUTHORITY</b>								
THEA & Other	\$0	\$300,000	\$48,650,004	\$79,150,004	\$30,000,000	\$0	\$0	\$158,100,008
<b>Totals:</b>	<b>\$0</b>	<b>\$300,000</b>	<b>\$48,650,004</b>	<b>\$79,150,004</b>	<b>\$30,000,000</b>	<b>\$0</b>	<b>\$0</b>	<b>\$158,100,008</b>
<b>General Engineering Consultant - Managed by EXPRESSWAY AUTHORITY</b>								
THEA & Other	\$0	\$300,000	\$750,000	\$200,000	\$100,000	\$0	\$0	\$1,350,000
<b>Totals:</b>	<b>\$0</b>	<b>\$300,000</b>	<b>\$750,000</b>	<b>\$200,000</b>	<b>\$100,000</b>	<b>\$0</b>	<b>\$0</b>	<b>\$1,350,000</b>
<b>Item THEA3 Totals:</b>	<b>\$2,300,000</b>	<b>\$2,236,000</b>	<b>\$56,550,004</b>	<b>\$85,600,004</b>	<b>\$30,350,000</b>	<b>\$0</b>	<b>\$0</b>	<b>\$161,086,008</b>

**TRANSPORTATION PLANNING**

<u>Item Number:</u> <b>THEA4</b>	<u>Description:</u> SELMON EAST CAPACITY STUDY	<u>LRTP:</u> <b>N/A</b>
<u>Related Project:</u>	<u>Extra Description:</u> The project consists of modeling the traffic volumes for several potential future improvement alternatives.	
<u>Project Length:</u>		*NON-SIS*
<u>Type of Work</u>	TRANSPORTATION PLANNING	

Fund	<2017	2017	2018	2019	2020	2021	>2021	All Years
<b>PLANNING - Managed by EXPRESSWAY AUTHORITY</b>								
THEA	\$1,500,000	\$500,000	\$0	\$0	\$0	\$0	\$0	\$2,000,000
<b>Totals:</b>	<b>\$1,500,000</b>	<b>\$500,000</b>	<b>\$0</b>	<b>\$0</b>	<b>\$0</b>	<b>\$0</b>	<b>\$0</b>	<b>\$2,000,000</b>
<b>General Engineering Consultant - Managed by EXPRESSWAY AUTHORITY</b>								
THEA	\$0	\$200,000	\$0	\$0	\$0	\$0	\$0	\$200,000
<b>Totals:</b>	<b>\$0</b>	<b>\$200,000</b>	<b>\$0</b>	<b>\$0</b>	<b>\$0</b>	<b>\$0</b>	<b>\$0</b>	<b>\$200,000</b>
<b>Item THEA4 Totals:</b>	<b>\$1,500,000</b>	<b>\$700,000</b>	<b>\$0</b>	<b>\$0</b>	<b>\$0</b>	<b>\$0</b>	<b>\$0</b>	<b>\$2,200,000</b>

**MISCELLANEOUS**

**Item Number:** THEA1      **Description:** THEA Connected Vehicle (CV) Pilot Contract      **LRTP:** Minimize congestion, p. 163  
**Related Project:**      **Extra Description:** THEA proposes to demonstrate and measure the impacts of corridor/central business district (CBD) based, multi-modal, connected vehicle (CV) applications.  
**Project Length:**      \*NON-SIS\*  
**Type of Work:** TRANSPORTATION PLANNING

Fund	<2017	2017	2018	2019	2020	2021	>2021	All Years
<b>ENGINEERING - Managed by EXPRESSWAY AUTHORITY</b>								
THEA & FHWA	\$0	\$1,734,237	\$933,820	\$0	\$0	\$0	\$0	\$2,668,057
<b>Totals:</b>	<b>\$0</b>	<b>\$1,734,237</b>	<b>\$933,820</b>	<b>\$0</b>	<b>\$0</b>	<b>\$0</b>	<b>\$0</b>	<b>\$2,668,057</b>
<b>PLANNING - Managed by EXPRESSWAY AUTHORITY</b>								
THEA & FHWA	\$2,027,749	\$415,322	\$0	\$0	\$0	\$0	\$0	\$2,443,071
<b>Totals:</b>	<b>\$2,027,749</b>	<b>\$415,322</b>	<b>\$0</b>	<b>\$0</b>	<b>\$0</b>	<b>\$0</b>	<b>\$0</b>	<b>\$2,443,071</b>
<b>CONSTRUCTION - Managed by EXPRESSWAY AUTHORITY</b>								
THEA & FHWA	\$0	\$2,668,056	\$8,100,226	\$1,267,948	\$557,129	\$0	\$0	\$12,593,359
<b>Totals:</b>	<b>\$0</b>	<b>\$2,668,056</b>	<b>\$8,100,226</b>	<b>\$1,267,948</b>	<b>\$557,129</b>	<b>\$0</b>	<b>\$0</b>	<b>\$12,593,359</b>
<b>Item THEA1 Totals:</b>	<b>\$2,027,749</b>	<b>\$4,817,615</b>	<b>\$9,034,046</b>	<b>\$1,267,948</b>	<b>\$557,129</b>	<b>\$0</b>	<b>\$0</b>	<b>\$17,704,487</b>
<b>GRAND TOTAL</b>	<b>\$6,092,749</b>	<b>\$8,833,615</b>	<b>\$67,574,050</b>	<b>\$91,017,952</b>	<b>\$34,467,129</b>	<b>\$48,000</b>	<b>\$0</b>	<b>\$192,083,495</b>

**Section 10 - Tampa Port Authority Projects**

**Tampa Port Authority  
5 Year TIP  
Hillsborough County, District 7**

**SEAPORT**

Item Number: **PTB1**      Description: Port Tampa Bay - General Government Services      LRTP: **N/A**  
 Related Project:      Extra Description:  
 Project Length:      \*NON-SIS\*  
 Type of Work    SEAPORT CAPACITY PROJECT

Fund	<2017	2017	2018	2019	2020	2021	>2021	All Years
<b>Construction - Managed by TAMPA PORT AUTHORITY</b>								
LF	\$0	\$5,000,000	\$5,000,000	\$5,000,000	\$5,000,000	\$5,000,000	\$0	\$25,000,000
<b>Totals:</b>	<b>\$0</b>	<b>\$5,000,000</b>	<b>\$5,000,000</b>	<b>\$5,000,000</b>	<b>\$5,000,000</b>	<b>\$5,000,000</b>	<b>\$0</b>	<b>\$25,000,000</b>
<b>Item PTB1 Totals:</b>	<b>\$0</b>	<b>\$5,000,000</b>	<b>\$5,000,000</b>	<b>\$5,000,000</b>	<b>\$5,000,000</b>	<b>\$5,000,000</b>	<b>\$0</b>	<b>\$25,000,000</b>

Item Number: **PTB10**      Description: Port Tampa Bay - Emergency, Security, Radar Upgrades      LRTP: **N/A**  
 Related Project:      Extra Description:  
 Project Length:      \*NON-SIS\*  
 Type of Work    SEAPORT CAPACITY PROJECT

Fund	<2017	2017	2018	2019	2020	2021	>2021	All Years
<b>Construction - Managed by TAMPA PORT AUTHORITY</b>								
LF	\$0	\$1,000,000	\$1,000,000	\$1,000,000	\$1,000,000	\$1,000,000	\$0	\$5,000,000
<b>Totals:</b>	<b>\$0</b>	<b>\$1,000,000</b>	<b>\$1,000,000</b>	<b>\$1,000,000</b>	<b>\$1,000,000</b>	<b>\$1,000,000</b>	<b>\$0</b>	<b>\$5,000,000</b>
<b>Item PTB10 Totals:</b>	<b>\$0</b>	<b>\$1,000,000</b>	<b>\$1,000,000</b>	<b>\$1,000,000</b>	<b>\$1,000,000</b>	<b>\$1,000,000</b>	<b>\$0</b>	<b>\$5,000,000</b>

Item Number: **PTB11**      Description: Port Tampa Bay - Channelside Improvements      LRTP: **N/A**  
 Related Project:      Extra Description:  
 Project Length:      \*NON-SIS\*  
 Type of Work    SEAPORT CAPACITY PROJECT

Fund	<2017	2017	2018	2019	2020	2021	>2021	All Years
<b>Construction - Managed by TAMPA PORT AUTHORITY</b>								
LF	\$0	\$0	\$10,800,000	\$18,250,000	\$7,450,000	\$0	\$0	\$36,500,000
<b>Totals:</b>	<b>\$0</b>	<b>\$0</b>	<b>\$10,800,000</b>	<b>\$18,250,000</b>	<b>\$7,450,000</b>	<b>\$0</b>	<b>\$0</b>	<b>\$36,500,000</b>
<b>Item PTB11 Totals:</b>	<b>\$0</b>	<b>\$0</b>	<b>\$10,800,000</b>	<b>\$18,250,000</b>	<b>\$7,450,000</b>	<b>\$0</b>	<b>\$0</b>	<b>\$36,500,000</b>

<u>Item Number:</u> <b>PTB12</b>	<u>Description:</u> Port Tampa Bay - Eastport: Fill, Dredging, & Related	<u>LRTP:</u> <b>N/A</b>
<u>Related Project:</u>	<u>Extra Description:</u>	
<u>Project Length:</u>		*NON-SIS*
<u>Type of Work</u>	SEAPORT CAPACITY PROJECT	

Fund	<2017	2017	2018	2019	2020	2021	>2021	All Years
<b>Construction - Managed by TAMPA PORT AUTHORITY</b>								
LF	\$0	\$10,000,000	\$10,000,000	\$10,000,000	\$15,000,000	\$5,000,000	\$0	\$50,000,000
<b>Totals:</b>	<b>\$0</b>	<b>\$10,000,000</b>	<b>\$10,000,000</b>	<b>\$10,000,000</b>	<b>\$15,000,000</b>	<b>\$5,000,000</b>	<b>\$0</b>	<b>\$50,000,000</b>
<b>Item PTB12 Totals:</b>	<b>\$0</b>	<b>\$10,000,000</b>	<b>\$10,000,000</b>	<b>\$10,000,000</b>	<b>\$15,000,000</b>	<b>\$5,000,000</b>	<b>\$0</b>	<b>\$50,000,000</b>

<u>Item Number:</u> <b>PTB13</b>	<u>Description:</u> Port Tampa Bay - Hookers Point Development	<u>LRTP:</u> <b>N/A</b>
<u>Related Project:</u>	<u>Extra Description:</u>	
<u>Project Length:</u>		*NON-SIS*
<u>Type of Work</u>	SEAPORT CAPACITY PROJECT	

Fund	<2017	2017	2018	2019	2020	2021	>2021	All Years
<b>Construction - Managed by TAMPA PORT AUTHORITY</b>								
LF	\$0	\$10,000,000	\$12,000,000	\$10,000,000	\$36,000,000	\$12,000,000	\$0	\$80,000,000
<b>Totals:</b>	<b>\$0</b>	<b>\$10,000,000</b>	<b>\$12,000,000</b>	<b>\$10,000,000</b>	<b>\$36,000,000</b>	<b>\$12,000,000</b>	<b>\$0</b>	<b>\$80,000,000</b>
<b>Item PTB13 Totals:</b>	<b>\$0</b>	<b>\$10,000,000</b>	<b>\$12,000,000</b>	<b>\$10,000,000</b>	<b>\$36,000,000</b>	<b>\$12,000,000</b>	<b>\$0</b>	<b>\$80,000,000</b>

<u>Item Number:</u> <b>PTB14</b>	<u>Description:</u> Port Tampa Bay - Port Redwing Development	<u>LRTP:</u> <b>N/A</b>
<u>Related Project:</u>	<u>Extra Description:</u>	
<u>Project Length:</u>		*NON-SIS*
<u>Type of Work</u>	SEAPORT CAPACITY PROJECT	

Fund	<2017	2017	2018	2019	2020	2021	>2021	All Years
<b>Construction - Managed by TAMPA PORT AUTHORITY</b>								
LF	\$0	\$40,000,000	\$17,500,000	\$25,000,000	\$10,000,000	\$10,000,000	\$0	\$102,500,000
<b>Totals:</b>	<b>\$0</b>	<b>\$40,000,000</b>	<b>\$17,500,000</b>	<b>\$25,000,000</b>	<b>\$10,000,000</b>	<b>\$10,000,000</b>	<b>\$0</b>	<b>\$102,500,000</b>
<b>Item PTB14 Totals:</b>	<b>\$0</b>	<b>\$40,000,000</b>	<b>\$17,500,000</b>	<b>\$25,000,000</b>	<b>\$10,000,000</b>	<b>\$10,000,000</b>	<b>\$0</b>	<b>\$102,500,000</b>

<u>Item Number:</u> <b>PTB15</b>	<u>Description:</u> Port Tampa Bay - Land Acquisition	<u>LRTP:</u> <b>N/A</b>
<u>Related Project:</u>	<u>Extra Description:</u>	
<u>Project Length:</u>		*NON-SIS*
<u>Type of Work</u>	SEAPORT CAPACITY PROJECT	

Fund	<2017	2017	2018	2019	2020	2021	>2021	All Years
<b>Construction - Managed by TAMPA PORT AUTHORITY</b>								
LF	\$0	\$4,000,000	\$1,000,000	\$1,000,000	\$1,000,000	\$1,000,000	\$0	\$8,000,000
<b>Totals:</b>	<b>\$0</b>	<b>\$4,000,000</b>	<b>\$1,000,000</b>	<b>\$1,000,000</b>	<b>\$1,000,000</b>	<b>\$1,000,000</b>	<b>\$0</b>	<b>\$8,000,000</b>
<b>Item PTB15 Totals:</b>	<b>\$0</b>	<b>\$4,000,000</b>	<b>\$1,000,000</b>	<b>\$1,000,000</b>	<b>\$1,000,000</b>	<b>\$1,000,000</b>	<b>\$0</b>	<b>\$8,000,000</b>

<u>Item Number:</u> <b>PTB16</b>	<u>Description:</u> Port Tampa Bay - Mitigation Sites	<u>LRTP:</u> <b>N/A</b>
<u>Related Project:</u>	<u>Extra Description:</u>	
<u>Project Length:</u>		*NON-SIS*
<u>Type of Work</u>	SEAPORT CAPACITY PROJECT	

Fund	<2017	2017	2018	2019	2020	2021	>2021	All Years
<b>Construction - Managed by TAMPA PORT AUTHORITY</b>								
LF	\$0	\$0	\$5,000,000	\$5,000,000	\$0	\$0	\$0	\$10,000,000
<b>Totals:</b>	<b>\$0</b>	<b>\$0</b>	<b>\$5,000,000</b>	<b>\$5,000,000</b>	<b>\$0</b>	<b>\$0</b>	<b>\$0</b>	<b>\$10,000,000</b>
<b>Item PTB16 Totals:</b>	<b>\$0</b>	<b>\$0</b>	<b>\$5,000,000</b>	<b>\$5,000,000</b>	<b>\$0</b>	<b>\$0</b>	<b>\$0</b>	<b>\$10,000,000</b>

<u>Item Number:</u> <b>PTB2</b>	<u>Description:</u> Port Tampa Bay - Consultant Services	<u>LRTP:</u> <b>N/A</b>
<u>Related Project:</u>	<u>Extra Description:</u>	
<u>Project Length:</u>		*NON-SIS*
<u>Type of Work</u>	SEAPORT CAPACITY PROJECT	

Fund	<2017	2017	2018	2019	2020	2021	>2021	All Years
<b>Construction - Managed by TAMPA PORT AUTHORITY</b>								
LF	\$0	\$2,050,000	\$2,050,000	\$2,050,000	\$2,050,000	\$2,050,000	\$0	\$10,250,000
<b>Totals:</b>	<b>\$0</b>	<b>\$2,050,000</b>	<b>\$2,050,000</b>	<b>\$2,050,000</b>	<b>\$2,050,000</b>	<b>\$2,050,000</b>	<b>\$0</b>	<b>\$10,250,000</b>
<b>Item PTB2 Totals:</b>	<b>\$0</b>	<b>\$2,050,000</b>	<b>\$2,050,000</b>	<b>\$2,050,000</b>	<b>\$2,050,000</b>	<b>\$2,050,000</b>	<b>\$0</b>	<b>\$10,250,000</b>

<u>Item Number:</u> <b>PTB3</b>	<u>Description:</u> Port Tampa Bay - Contract Unit Price Services	<u>LRTP:</u> <b>N/A</b>
<u>Related Project:</u>	<u>Extra Description:</u>	
<u>Project Length:</u>		*NON-SIS*
<u>Type of Work</u>	SEAPORT CAPACITY PROJECT	

Fund	<2017	2017	2018	2019	2020	2021	>2021	All Years
<b>Construction - Managed by TAMPA PORT AUTHORITY</b>								
LF	\$0	\$2,750,000	\$2,750,000	\$2,750,000	\$2,750,000	\$2,750,000	\$0	\$13,750,000
<b>Totals:</b>	<b>\$0</b>	<b>\$2,750,000</b>	<b>\$2,750,000</b>	<b>\$2,750,000</b>	<b>\$2,750,000</b>	<b>\$2,750,000</b>	<b>\$0</b>	<b>\$13,750,000</b>
<b>Item PTB3 Totals:</b>	<b>\$0</b>	<b>\$2,750,000</b>	<b>\$2,750,000</b>	<b>\$2,750,000</b>	<b>\$2,750,000</b>	<b>\$2,750,000</b>	<b>\$0</b>	<b>\$13,750,000</b>

<u>Item Number:</u> <b>PTB4</b>	<u>Description:</u> Port Tampa Bay - Tenant Improvements	<u>LRTP:</u> <b>N/A</b>
<u>Related Project:</u>	<u>Extra Description:</u>	
<u>Project Length:</u>		*NON-SIS*
<u>Type of Work</u>	SEAPORT CAPACITY PROJECT	

Fund	<2017	2017	2018	2019	2020	2021	>2021	All Years
<b>Construction - Managed by TAMPA PORT AUTHORITY</b>								
LF	\$0	\$2,000,000	\$2,000,000	\$2,000,000	\$2,000,000	\$2,000,000	\$0	\$10,000,000
<b>Totals:</b>	<b>\$0</b>	<b>\$2,000,000</b>	<b>\$2,000,000</b>	<b>\$2,000,000</b>	<b>\$2,000,000</b>	<b>\$2,000,000</b>	<b>\$0</b>	<b>\$10,000,000</b>
<b>Item PTB4 Totals:</b>	<b>\$0</b>	<b>\$2,000,000</b>	<b>\$2,000,000</b>	<b>\$2,000,000</b>	<b>\$2,000,000</b>	<b>\$2,000,000</b>	<b>\$0</b>	<b>\$10,000,000</b>

<u>Item Number:</u> <b>PTB5</b>	<u>Description:</u> Port Tampa Bay - Road and Related Improvements	<u>LRTP:</u> <b>N/A</b>
<u>Related Project:</u>	<u>Extra Description:</u>	
<u>Project Length:</u>		*NON-SIS*
<u>Type of Work</u>	SEAPORT CAPACITY PROJECT	

Fund	<2017	2017	2018	2019	2020	2021	>2021	All Years
<b>Construction - Managed by TAMPA PORT AUTHORITY</b>								
LF	\$0	\$3,500,000	\$2,000,000	\$2,000,000	\$2,000,000	\$3,500,000	\$0	\$13,000,000
<b>Totals:</b>	<b>\$0</b>	<b>\$3,500,000</b>	<b>\$2,000,000</b>	<b>\$2,000,000</b>	<b>\$2,000,000</b>	<b>\$3,500,000</b>	<b>\$0</b>	<b>\$13,000,000</b>
<b>Item PTB5 Totals:</b>	<b>\$0</b>	<b>\$3,500,000</b>	<b>\$2,000,000</b>	<b>\$2,000,000</b>	<b>\$2,000,000</b>	<b>\$3,500,000</b>	<b>\$0</b>	<b>\$13,000,000</b>

<u>Item Number:</u> <b>PTB6</b>	<u>Description:</u> Port Tampa Bay - Miscellaneous Rail and Related Improvements	<u>LRTP:</u> <b>N/A</b>
<u>Related Project:</u>	<u>Extra Description:</u>	
<u>Project Length:</u>		*NON-SIS*
<u>Type of Work</u>	SEAPORT CAPACITY PROJECT	

Fund	<2017	2017	2018	2019	2020	2021	>2021	All Years
<b>Construction - Managed by TAMPA PORT AUTHORITY</b>								
LF	\$0	\$0	\$1,500,000	\$0	\$1,500,000	\$0	\$0	\$3,000,000
<b>Totals:</b>	<b>\$0</b>	<b>\$0</b>	<b>\$1,500,000</b>	<b>\$0</b>	<b>\$1,500,000</b>	<b>\$0</b>	<b>\$0</b>	<b>\$3,000,000</b>
<b>Item PTB6 Totals:</b>	<b>\$0</b>	<b>\$0</b>	<b>\$1,500,000</b>	<b>\$0</b>	<b>\$1,500,000</b>	<b>\$0</b>	<b>\$0</b>	<b>\$3,000,000</b>

<u>Item Number:</u> <b>PTB7</b>	<u>Description:</u> Port Tampa Bay - Maintenance Dredging	<u>LRTP:</u> <b>N/A</b>
<u>Related Project:</u>	<u>Extra Description:</u>	
<u>Project Length:</u>		*NON-SIS*
<u>Type of Work</u>	SEAPORT CAPACITY PROJECT	

Fund	<2017	2017	2018	2019	2020	2021	>2021	All Years
<b>Construction - Managed by TAMPA PORT AUTHORITY</b>								
LF	\$0	\$3,500,000	\$3,500,000	\$3,500,000	\$3,500,000	\$3,500,000	\$0	\$17,500,000
<b>Totals:</b>	<b>\$0</b>	<b>\$3,500,000</b>	<b>\$3,500,000</b>	<b>\$3,500,000</b>	<b>\$3,500,000</b>	<b>\$3,500,000</b>	<b>\$0</b>	<b>\$17,500,000</b>
<b>Item PTB7 Totals:</b>	<b>\$0</b>	<b>\$3,500,000</b>	<b>\$3,500,000</b>	<b>\$3,500,000</b>	<b>\$3,500,000</b>	<b>\$3,500,000</b>	<b>\$0</b>	<b>\$17,500,000</b>

<u>Item Number:</u> <b>PTB8</b>	<u>Description:</u> Port Tampa Bay - Dredge Disposal Sites - Spoil Island Improvements	<u>LRTP:</u> <b>N/A</b>
<u>Related Project:</u>	<u>Extra Description:</u>	
<u>Project Length:</u>		*NON-SIS*
<u>Type of Work</u>	SEAPORT CAPACITY PROJECT	

Fund	<2017	2017	2018	2019	2020	2021	>2021	All Years
<b>Construction - Managed by TAMPA PORT AUTHORITY</b>								
LF	\$0	\$0	\$6,000,000	\$0	\$0	\$0	\$0	\$6,000,000
<b>Totals:</b>	<b>\$0</b>	<b>\$0</b>	<b>\$6,000,000</b>	<b>\$0</b>	<b>\$0</b>	<b>\$0</b>	<b>\$0</b>	<b>\$6,000,000</b>
<b>Item PTB8 Totals:</b>	<b>\$0</b>	<b>\$0</b>	<b>\$6,000,000</b>	<b>\$0</b>	<b>\$0</b>	<b>\$0</b>	<b>\$0</b>	<b>\$6,000,000</b>



<u>Item Number:</u> <b>PTB9</b>	<u>Description:</u> Port Tampa Bay - Berths - Maintenance and Repair	<u>LRTP:</u> <b>N/A</b>
<u>Related Project:</u>	<u>Extra Description:</u>	
<u>Project Length:</u>		*NON-SIS*
<u>Type of Work</u>	SEAPORT CAPACITY PROJECT	

Fund	<2017	2017	2018	2019	2020	2021	>2021	All Years
<b>Construction - Managed by TAMPA PORT AUTHORITY</b>								
LF	\$0	\$0	\$0	\$0	\$0	\$2,000,000	\$0	\$2,000,000
<b>Totals:</b>	<b>\$0</b>	<b>\$0</b>	<b>\$0</b>	<b>\$0</b>	<b>\$0</b>	<b>\$2,000,000</b>	<b>\$0</b>	<b>\$2,000,000</b>
<b>Item PTB9 Totals:</b>	<b>\$0</b>	<b>\$0</b>	<b>\$0</b>	<b>\$0</b>	<b>\$0</b>	<b>\$2,000,000</b>	<b>\$0</b>	<b>\$2,000,000</b>
<b>GRAND TOTAL</b>	<b>\$0</b>	<b>\$83,800,000</b>	<b>\$82,100,000</b>	<b>\$87,550,000</b>	<b>\$89,250,000</b>	<b>\$49,800,000</b>	<b>\$0</b>	<b>\$392,500,000</b>

# **Appendix A - Project Highlights**

## **Changes in MAJOR TRANSPORTATION PROJECTS Listed in FY 17 TIP –**

### Capacity Projects

- 422904 4; I-275 (Howard Frankland Bridge) to SR60 (segment 3), added DSB in 2019
- 433535 1; I-275 from Howard Frankland to south of Lois Ave (segment 4), removed PE
- 412531 2; I-275 at SR60 Interchange (segment 4), added ROW 2017-2021
- 433535 2; I-275 from Reo St to south of Lois Ave (segment 4), removed PE 2019
- 433535 3; SR60 from north of Independence Pkwy to I-275 (segment 4), removed PE 2019, add ROW 2021
- 258643 1; I-275 at the Downtown Interchange (segment 5), reduced ROW 2017
- 433821 2; I-275 at the Downtown Interchange (segment 6), added PE 2021
- 431821 2; I-275 from north of MLK Blvd to N of Busch (segment 7), added DSB, PE 2021
- 431746 2; Selmon Connector to east of Mango Rd (segment 8), added DSB 2021
- 438258 1; TBX Reserve Box, added CST 2021
- 420933 2; Dale Mabry frontage roads from Van Dyke to County Line Rd, PE added 2017
- 438752 1; Apollo Beach Extension from US41 to Paseo al Mar, CST 2012
- 438997 1; US92 from US301 to Mango Rd, added PE 2017
- 438998 1; US92 from Park Rd to Polk County Line, added PE2017
- 439431 1; Davis Rd Extension from Harney Rd to Maislin, added PD&E 2017

### Walk/Bike Safety Projects

- 432717 1; Willow Ave from Swann Ave to Main St, PE/CST 2017
- 436639 1; Columbus Dr from Nebraska Ave to 14<sup>th</sup> St, PE/CST 2020

- 436713 1; Upper Tampa Bay Trail Connector at Lutz Lake Fern Rd, PE/CST 2020
- 437242 1; Cypress Creek Elementary from west of Salida del Sol Dr to Beth Shields Way, PE/CST 2018
- 437243 1; Rome Ave from W Kennedy Blvd to W Columbus Dr, PE/CST 2021
- 437244 1; Stowers Elementary from Gentle Wood Ave to south of Barrington Stowers Dr, PE/CST 2018
- 437246 1; 46<sup>th</sup> St from Busch Blvd to Fowler Ave, PE/CST added 2020
- 437247 1; Summerfield Elementary from Heritage Green Pkwy to east of Heritage Green Pkwy, PE/CST 2018
- 237248 1; Eisenhower Middle from west of Covington Garden Dr to west of Lincoln Rd, PE/CST 2018

#### Intelligent Transportation System, Intersection & Signalization Projects

##### Intermodal Projects

- 424213 3; City of Tampa Advanced Traffic Management Systems (ATMS), CST 2017-2020
- 436041 1; SR60 at Brandon Town Centre, added PE 2017
- 436530 1; Florida Ave at Waters Ave and Bird St, added PE/ROW/CST 2018
- 438450 1; Dale Mabry ATMS from Sligh Ave to Van Dyke Rd, DSB 2018
- 438542 1; SR60 from Kings Ave to Ridgewood Ave purchase of advanced signal control, CST 2017
- 439508 2; Busch Blvd from Dale Mabry to Nebraska Ave Urban Corridor Improvements, PE 2017
- 437640 1; US301/SR43 from Sligh Ave to Falkenburg Rd operations improvements, PE/CST 2018/20
- 437642 1; Collins St from Merrick St to E Laura St Complete Street, CST added 2017
- 437647 1; Himes Ave from SR60/Kennedy Blvd to Columbus Dr traffic operation improvements, PE/CST 2018
- 437648 1; 34<sup>th</sup> St from Columbus Dr to US92/Hillsborough Ave traffic operations improvements, CST 2019

##### Maintenance Projects

- 432584 2; US92/Hillsborough Ave form Nebraska Ave to N 15<sup>th</sup> St, drainage, PE/CST 2018

#### Bridge Repair/ Rehabilitation

- 430502 2; Big Bend Rd east of Dickman bridge repair, PE/CST 2019
- 430705 1; I-75 over CR574 and CSX RR bridge repair, PE/CST 2018
- 434317 1; Knights Griffin at Itchepackesassa Creek bridge repair, CST 2017
- USB41/Florida Ave at Hillsborough River bridge repair, PD&E 2018

#### Resurfacing

- 432584 1; US92/E Hillsborough Ave from Central Ave to N 56<sup>th</sup> St, CST 2018
- 436481 1; Fletcher Ave from Florida Ave to Nebraska Ave, PE/CST 2019
- 436491 1; SR60/ Kennedy Blvd from Nebraska Ave to Ashley St, PE/CST 2018
- 437513 1; Gandy Blvd from west of Frontage Rd to west of Bridge St, PE/CST 2019
- 437530 1; Busch Blvd from Armenia to west of Florida Ave, PE/CST 2019

#### Transit

- 437804 1; Tampa Bay Premium Transit Feasibility Study, PD&E 2017/18
- 438794 1; HART MetroRapid TIA/Kennedy Blvd, PD&E added 2017/18
- 438839 1; HART First Mile/Last Mile Pilot, Operations 2017
- 438841 1; Tampa Downtown Partnership – Shuttle Service, Operations 2017

CST – Construction; DSB – Design Build; PD&E – Project Development and Environment Study; PE – Preliminary Engineering; ROW – Right of Way; CAP – Capital Grants

## **Appendix B - Fund Codes and Descriptions**

## FEDERAL, STATE & LOCAL FUND CODES AND DESCRIPTIONS

### Active Fund Codes

5307	FTA Section 5307 funding (49 U.S.C. 5307)	DIS	Strategic Intermodal System
5309	FTA Section 5309 funding (49 U.S.C. 5309)	DITS	Statewide ITS – State 100 %
5337	FTA Section 5337 funding (49 U.S.C. 5337)	DPTO	State PTO
5339	FTA Section 5339 funding (49 U.S.C. 5339)	DS	State Primary Highways and PTO
ACBR	Advance Construction (BRT)	DU	State Primary/Federal Reimbursement
ACNP	Advance Construction (NHPP)	DWS	Weigh Stations – State 100%
ACSA	Advance Construction (SA)	EB	Equity Bonus
ACSB	Advance Construction (SABR)	FAA	Federal Aviation Administration
ACSU	Advance Construction (SU)	FDOT	Florida DOT Grant
AIP	Airport Improvement Program	FTA	Federal Transit Administration
BNDS	Bonds - State	FTAT	FHWA Transfer to FTA (Non-budgeted)
BNIR	INTRASTATE R/W & BRIDGE BONDS	GAS	Gas Tax
BOND	Bonds – Non-State	GMR	Growth Management for SIS
BRRP	State Bridge Repair & Rehab	HCAA	Aviation Authority Funds
BRT	Federal Bridge Replacement – On System	HSP	Safety (Highway Safety Program)
BU	DB, Urban Areas > 200K	IM	Interstate Maintenance
CIGP	County Incentive Grant Program	IMAC	IM (Advanced Construction/Regular)
CIT I	Community Investment Tax Phase I	IMPAC	Impact Fees
CM	Congestion Mitigation and Air Quality	JARC	Jobs Access Reverse Commute
D	Unrestricted State Primary	LF	Local Funds
DDR	District Dedicated Revenue	LFF	Local Funds for Matching Federal Assistance
DEMW	Environmental Mitigation - Wetlands	LFP	Local Funds for Participation
DI	St. - S/W Inter/Intrastate Hwy	LFR	Local Funds / Reimbursable
DIH	State In-house Product Support	LOGT	Local Option Gas Tax

NA-F	Federal Funds – Source Not Available	SABR	Surface Transportation Program, Bridges
NA-FE	Federal Earmarks – Source Not Available	SIB1	State Infrastructure Bank Loan
NA-L	Local Funds – Source Not Available	State	State of Florida Grants
NA-R	R/W and Bridge Bonds – Source Not Available	STED	2012 SB1998-Strategic Economic Corridors
NA-S	State Funds – Source Not Available	SU	STP, Urban Areas > 200,000 Population
NA-T	Turnpike and Tolls – Source Not Available	TALT	Transportation Alternatives, Any Area
NFI	New Freedoms Initiative	TALU	Transportation Alternatives, > 200,000 Pop.
NH	Principal Arterials	TCSP	Transportation, Community & System Preservation
NHAC	NH (Advanced Construction / REGULAR)	TDTF	Transportation Disadvantaged Trust Fund
PFC	Airport Passenger Facility Charge	TM06	Tampa Hillsborough Expressway Authority
PKM1	Turnpike Toll Maintenance	TRIP	Transportation Regional Incentive Program
PKYI	Turnpike Improvement	UNF	Unfunded
PKYR	Turnpike Renewal & Replacement	UNK	Unknown
PL	Metropolitan Planning (85% FA; 15% OTHER)		
PLAC	PL (Advanced Construction/REGULAR)		
PORT	Seaports		
PTO	Public Transportation Office		
RHP	Rail Highway Crossings		
SA	Surface Transportation Program, Any Area		



## Appendix C - Amendments

Amendments to the Transportation Improvement Program are approved by the MPO Board at regularly scheduled meetings. Amended pages of the TIP are added electronically on the MPO's website once they have been approved. Amendments to the TIP are made available on the MPO website: <http://www.planhillsborough.org/transportation-improvement-program-tip/>

# **Appendix D – Analysis & Response to Public Comments**

Available at [http://www.planhillsborough.org/wp-content/uploads/2016/10/FY16-17\\_TIP-Appendix\\_FINAL.pdf](http://www.planhillsborough.org/wp-content/uploads/2016/10/FY16-17_TIP-Appendix_FINAL.pdf)