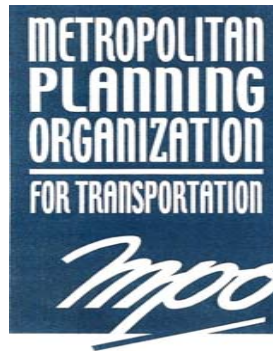


Fiscal Years : 2013/2014 - 2017/2018

Effective Date : 10/01/13 - 09/30/14





TRANSPORTATION IMPROVEMENT PROGRAM

**FOR FISCAL YEARS
2013/14 – 2017/18**

Adopted June 4, 2013

Revised July 19, 2013

Hillsborough County

Metropolitan Planning Organization

601 East Kennedy, 18th Floor

Tampa, FL 33602-5117

Phone: (813) 272-5940

Fax: (813) 272-6258

Internet address: www.hillsboroughmpo.org

Printed: July 25, 2013

HILLSBOROUGH COUNTY METROPOLITAN PLANNING ORGANIZATION

Commissioner Mark Sharpe, MPO Chairman

Hillsborough County

Paul Anderson, Port Director

Tampa Port Authority

Commissioner Kevin Beckner

Hillsborough County

Councilman Harry Cohen

City of Tampa

Commissioner Rick Lott

City of Plant City

Commissioner Sandra Murman

Hillsborough County

Councilman Mike Suarez

City of Tampa

Councilwoman Lisa Montelione, Vice-Chair

City of Tampa

Bowen Arnold

The Planning Commission (Ex-Officio)

Mayor Frank Chillura

City of Temple Terrace

Joe Lopano, Executive Director

Hillsborough County Aviation Authority

Commissioner Lesley "Les" Miller

Hillsborough County

Steve Polzin

HART

Joseph Waggoner, Executive Director

Tampa Hillsborough Expressway Authority

MPO Staff Representatives

Ramond A. Chiamonte, AICP

Executive Director

Adam Gormly, Esq.


MPO Attorney

Linda M. Ferraro

MPO Administrative Assistant

HILLSBOROUGH COUNTY METROPOLITAN PLANNING ORGANIZATION
TRANSPORTATION IMPROVEMENT PROGRAM FOR FISCAL YEARS 2013/14 – 2017/18

PREPARED IN COOPERATION WITH



July 25, 2013

The preparation of this report has been financed in part through grant(s) from the FHWA and FTA, USDOT, under the State Planning and Research Program, Section 505 or Metropolitan Planning Program, Section 104(f) of Title 23, US Code. The contents of this report do not necessarily reflect the official views or policy of the USDOT


(this page left blank)

AUTHENTICATION

The Hillsborough County Metropolitan Planning Organization, at its meeting of June 4, 2013, and following an advertised public hearing, discussed and approved this Transportation Improvement Program for Fiscal Years 2012/13 – 2016/17 as required by 23 U.S.C. 134(j), 49 U.S.C. 5303(j) and Subsection 339.175 F.S.

It is hereby certified that the planning process of the Hillsborough County Metropolitan Planning Organization is being carried out in conformance with the provisions of 23 C.F.R. 450.334, 23 U.S.C. 134(k)(5), and 49 U.S.C. 5303(k)(5).

June 4, 2013
Date



Commissioner Mark Sharpe, Chairman
Hillsborough County
Metropolitan Planning Organization

ATTEST:



Linda M. Ferraro
Metropolitan Planning Organization Secretary

(this page left blank)

HILLSBOROUGH COUNTY METROPOLITAN PLANNING ORGANIZATION
 TRANSPORTATION IMPROVEMENT PROGRAM FOR
 FISCAL YEARS 2013/14 - 2017/18
TABLE OF CONTENTS

Introduction.....	1	Section 7 - Transportation Disadvantaged Projects	7-1
Purpose.....	1	Section 8 - HART Projects.....	8-1
Financial Plan.....	1	Section 9 - Expressway Authority Projects.....	9-1
Public involvement	2	Section 10 - Tampa Port Authority Projects	10-1
Project Evaluation and Selection Process	3	Appendix A – Project Prioritization	A-1
Consistency with Other Plans	4	Appendix B – Project Highlights.....	B-1
Project Highlights	4	Appendix C – Fund Codes and Descriptions.....	C-1
TIP/STIP Relationship.....	5	Appendix D – Amendments.....	D-1
Federally Funded Projects from Previous Year	5	Table 1- MPO Priority List – Projects Funded Through Construction	8
Certification	6	Table 2 - MPO Priority List – Projects with Additional Funding Needs.....	10
Congestion Management and Crash Reduction.....	6	Table 3 - Summary of Federal, State, and Local Revenues....	15
MPO Priorities	6		
Project Listings for Fiscal Years 13/14 - 17/18	13		
Section 1 - FDOT Projects	1-1		
Section 2 - Hillsborough County Projects.....	2-1		
Section 3 - Temple Terrace Projects	3-1		
Section 4 - Plant City Projects.....	4-1		
Section 5 - Tampa Projects.....	5-1		
Section 6 - Aviation Authority Projects	6-1		

(this page left blank)

HILLSBOROUGH COUNTY METROPOLITAN PLANNING ORGANIZATION
TRANSPORTATION IMPROVEMENT PROGRAM FOR
FISCAL YEARS 2013/14 - 2017/18
DEFINITIONS & ACRONYMS

ADA (Americans with Disabilities Act)

Calls on public transit systems to make their services more fully accessible, as well as to underwrite a parallel network of paratransit services as federal civil rights legislation for disabled persons passed in 1990.

CAC (Citizens Advisory Committee)

A county-wide representation of citizen volunteers who provide input on proposed transportation plans and programs making recommendations to the MPO.

CCC (West Central Florida Chairs Coordinating Committee)

Composed of the chair of the six member MPOS, Citrus County BOCC, the FDOT District 1 and 7 secretaries, and the areas Regional Planning Councils, this group develops regional solutions to transportation problems and to ensure a consistent regional planning approach among the six MPOs.

ETDM (Efficient Transportation Decision Making)

A State of Florida initiative pursuant to the “Streamlining” provisions contained within the Transportation Equity Act for the 21st Century (TEA-21) that creates provisions for early and

full participation in determining the socio-cultural and environmental impacts of a project.

FDOT (Florida Department of Transportation)

The agency granted the legislative authority to develop and maintain state transportation facilities and services.

FHWA (Federal Highway Administration)

The federal agency that develops regulations, policies and guidelines to achieve safety, access, economic development, and other goals of FHWA programs through construction and improvement of the nation’s transportation infrastructure and highway system.

FTA (Federal Transit Administration)

The federal agency that develops policy on public transit issues and allocates capital and operating funds for public transit projects.

MAP-21 (Moving Ahead for Progress in the 21st Century)

Federal legislation that provides funding for surface transportation programs for fiscal years 2013 and 2014.

MPO (Metropolitan Planning Organization)

An agency created under federal and state law to provide a forum for cooperative decision-making in regard to regional transportation issues. Membership includes elected and appointed officials representing local jurisdictions and transportation agencies.

NEPA (National Environmental Policy Act)

Legislation that requires federal agencies to integrate environmental values into their decision making processes by considering the environmental impacts of their proposed actions and reasonable alternatives to those actions.

SIS (Strategic Intermodal System)

A statewide network of high-priority transportation facilities, including the state's largest and most significant commercial service airports, spaceport, deepwater seaports, freight rail terminals, passenger rail and intercity bus terminals, rail corridors, waterways and highways.

STP (Surface Transportation Program)

One of the key funding programs in MAP-21, STP monies are flexible, meaning they can be spent on mass transit, pedestrian and bicycle facilities, as well as on roads and highways.

TAC (Technical Advisory Committee)

A county-wide representation of local and state planners, engineers, air quality officials, and transit operators who

provide technical input regarding transportation plans and programs and make recommendations to the MPO.

TBARTA (Tampa Bay Area Regional Transportation Authority)

The Tampa Bay Area Regional Transportation Authority was created as an agency of the state on July 1, 2007 to plan, develop, finance, construct, own, purchase, operate, maintain, relocate, equip, repair, and manage multimodal systems in Citrus, Hernando, Hillsborough, Manatee, Pasco, Pinellas, and Sarasota Counties. The authority's purpose is to improve mobility and expand multimodal transportation options for passengers and freight throughout the seven-county region.

TIP (Transportation Improvement Program)

The primary 5-year spending plan of state and federal revenues anticipated to be allocated to the urban area as well as major transportation projects of all types.

TMA (Transportation Management Area)

Geographic area subject to special requirements under MAP-21. An urbanized area with a population of over 200,000 is automatically a TMA, which subjects it to additional planning requirements but also entitles it to funds earmarked for large urbanized areas under the Surface Transportation Program.

INTRODUCTION

The Hillsborough Metropolitan Planning Organization Transportation Improvement Program (TIP) is developed and updated annually as part of the MPO's Certification Process. Preparation and maintenance of the TIP is one of several prerequisites for continued receipt of federal assistance for transportation improvements in Hillsborough County. The contents of this TIP were developed consistent with requirements from the Moving Ahead for Progress in the 21st Century Act (MAP-21).

Based on the fact sheet produced by the Federal Highway Administration, MAP-21 builds on many of the highway, transit, pedestrian, and bike programs and policies initially established in 1991 through the Intermodal Surface Transportation Efficiency Act (ISTEA). MAP-21 also created a streamlined, performance-based program to address the many challenges facing the U.S. transportation system. For additional information on this legislation and the relationship to the Transportation Improvement program, visit <http://www.fhwa.dot.gov/map21/guidance/index.cfm>

The TIP contains the project descriptions of the transportation improvements of the local governments, the Florida Department of Transportation (FDOT), and Hillsborough Area Regional Transit Authority (HART). It is developed through a continuing, comprehensive and coordinated effort involving the FDOT, local jurisdictions, HART, and the MPO.

Purpose

The purpose of this section of the TIP is to provide information to the Federal Highway Administration (FHWA) and Federal Transit Administration (FTA) to indicate that Hillsborough County's TIP meets the requirements of Map-21. The TIP contains all transportation projects within the designated Metropolitan Planning Area – Hillsborough County – to be funded by Title 23 and Title 49 funds and all regionally significant projects regardless of funding source. This TIP also demonstrates that the requirements of Section 134 of Title 23, USC and 23 CFR Part 450.324 have been met. It will further indicate that the projects listed for the upcoming five-year period are financially feasible using projected costs and expected revenues and consistent with the MPO's priorities for the expenditure of federal funds.

Financial Plan

The Transportation Improvement Program for Hillsborough County is financially constrained for each year. That is, the projects identified in the Transportation Improvement Program can be implemented using current and anticipated revenues from existing sources that are reasonably expected by year as shown in Table 3. These revenue projections are based on reasonable financial principles and information developed cooperatively by the MPO, State and public transportation operator as required under 23 CFR 450.234 (h). Projects funded by Title 23 and Title 49 funds and all regionally significant projects in this TIP reflect year of expenditure costs based on the year in which funding is anticipated to be

available consistent with the requirements of 23 CFR Part 450.324(a) and 339.175(8), F.S.

Other projects in the TIP, funded with local revenues, are based on the adopted capital budgets for each transportation agency within the Metropolitan Planning Area. For that fact, the project information included is a snap-shot in time of what each agency has programmed based on their currently adopted capital budgets.

The Transportation Improvement Program includes several regionally significant projects that will require continued support from FHWA and/or FTA. These projects include improvements to the Interstate Highway System, US Hwy 301, SR 574, Bruce B Downs Blvd, Sam Allen Road, construction of multi-use trails and implementation of an enhanced and expanded transit system including new Bus Rapid Transit routes and evaluation of projects for future New Starts transit funding. These projects have been prioritized by the MPO to receive funding through the Surface Transportation Program and many have also received funding through the Transportation Regional Incentive Program (TRIP) established by the State in an effort to fund projects of regional significance.

Public involvement

Pursuant to the provisions of 23 CFR 450.316 and 23 CFR 450.324(c), the public involvement for development of this TIP is implemented primarily through the regularly scheduled meetings of the MPO Board and its advisory committees. In addition to public hearings held by the MPO at critical points along the development of the TIP, capital projects listed herein

for state and local agencies are also developed with input from the public. Specifically advertised meetings held by the MPO include a public hearing held on September 11th, 2012 to adopt the list of priority projects used to develop this TIP. A final public hearing was held on June 4th, 2013 to adopt this TIP document and resulting list of funded projects. The public hearings were advertised in the local newspapers consistent with the MPO’s Public Participation Plan.



When public comments are brought forward regarding adoption of the TIP, the list of priority projects, or subsequent amendments, they are provided to the MPO Board before action is taken. The MPO’s Public Participation Plan - found online at www.planhillsborough.org/public-participation-plan-evaluation-report/ - includes discussion regarding incorporation of public comment into the MPO’s planning process. Changes in project priorities and funding decisions have been influenced by citizen comment at key decision points.

Amendments to the TIP

Following adoption of the TIP, the need often arises for amendments which could change the description or funding of an individual project; amendments are also needed to add projects to the TIP. Following the process outlined in the MPO's Public Participation Plan, amendments are presented at a regularly scheduled MPO meeting. Opportunities exist to comment on proposed amendments prior to adoption at the MPO meeting and during the advisory committee meetings where a recommendation is made to the MPO. MPO approval of amendments is done via roll call vote consistent with subsection 339.175(13) F.S.

Online Document Access

Access to existing and historical documents as well as amendments is provided through the internet. Online access to the TIP also provides citizens and users of the TIP the ability to query and search for projects in defined geographic areas. Project information in this online version is updated throughout the year as amendments are approved.

The TIP is available online by visiting the MPO's website listed below.

<http://www.planhillsborough.org/transportation-improvement-program-tip/>.

Project Evaluation and Selection Process

The projects listed in this TIP have been funded consistent with the priorities of the MPO as adopted on September 11th, 2012 and were selected using a multi-modal prioritization process.

As part of the MPO's continuing and comprehensive planning process, projects prioritized for the TIP were selected during the MPO's Long Range Transportation Plan update. Using 10 criteria, projects needed over the next 25 years were scored and then ranked for implementation based on expected revenues. Appendix A lists the specific criteria and scoring methodology for prioritization consistent with C.F.R. 450.324(1)(1). One of the key considerations in the prioritization process of the LRTP was to ensure that projects which are existing priorities of the MPO – through the TIP process – would remain priorities for consistency and continuity. This is carried forward in the priorities that were adopted for the TIP. Priority projects were broken down by past funding. Projects that had been funded for construction were included as top priority projects for funding before considering addition of new projects.

Using the priorities from the Long Range Transportation Plan, the MPO worked in cooperation with local implementing agencies to identify the projects which are most ready to move forward. Information such as the project priority and status of the local implementing agency was provided to the Department of Transportation for programming of projects for this TIP.

State legislation has created the Transportation Regional Incentive Program (TRIP). This program provides a state match for projects that are evaluated and prioritized at a regional level. Through participation in the West Central Florida Chairs Coordinating Committee (CCC), The MPO - along with the other members – evaluates projects of regional significance to determine eligibility for use of the TRIP funds.

In addition to the above process, all projects carried out within the MPO's Metropolitan Planning Area boundaries of the Tampa, St. Petersburg Transportation Management Area, were selected by the Metropolitan Planning Organization in consultation with the State consistent with the provisions of 23 CFR 450.330(c).

Projects undertaken within Hillsborough County on the National Highway System or pursuant to the Bridge and Interstate Maintenance Programs are selected by the State in cooperation with the MPO.

Consistency with Other Plans

The projects included in the Transportation Improvement Program are consistent with adopted short and long range transportation plans and master plans of the agencies and jurisdictions in Hillsborough County. For example, the projects listed in this TIP that are part of the MPO's 2035 Long Range Transportation Plan are cross-referenced by project number. Port and airport improvements have been identified in the master plans and other transportation studies developed by the Tampa Port Authority and the Hillsborough County Aviation Authority. The transit projects are identified in the Hillsborough Area Regional Transit Authority's Transit Development Plan. Funding information for the Transportation Disadvantaged program is coordinated with the Transportation Disadvantaged Service Plan which includes detailed funding by provider. These plans and the projects identified in the Transportation Improvement Program are consistent, to the maximum extent feasible, with the adopted Comprehensive Plans of the local governments in Hillsborough County.

From a regional perspective, projects selected for the TIP are prioritized and ranked considering regional corridors, priorities and needs. Of the 10 travel markets identified in the CCC Regional LRTP, four are in Hillsborough County and represent 10 of the region's priority corridors. Construction funding on regional roads in Hillsborough County include:

- Widening of Sam Allen Road from SR 39 to Park Road in the Tampa / Lakeland travel market;
- Widening of Bruce B Downs Blvd from S. of Bearss Ave to S. of Palm Springs Blvd and from Pebble Creek Drive to County Line Road in the Hillsborough/Pasco travel market; and
- Interchange and Ramp improvements on I-75 in the South Brandon travel market.

Project Highlights

Since the adoption of the previous TIP document, changes in project costs have resulted in unspent revenues allowing additional projects to be added or advanced. Pursuant to 23 C.F.R. 450.324 (1)(2), major changes in this TIP include:

- Construction for the widening of US 301 SR 674 to Balm Road was added to 2016;
- Construction for the widening of Bruce B Downs Blvd from S. of Pebble Creek Drive to County Line Road was added in 2017;
- Design of intersection improvements on Broadway Avenue were added in 2014 for freight access to the CSX intermodal yard;

- Construction for the extension of the Automated People Mover at Tampa International Airport was added in 2014; and
- Capital improvements at the Port of Tampa were advanced to 2015 for improved container and freight to rail connections.

Other projects which have begun over the past year include the widening of I-275 between Downtown Tampa and the Westshore Business District, construction for a phase of the Upper Tampa Bay Trail, and completion of the Downtown Tampa Riverwalk resulting from a competitive grant award through the TIGER program. Funds from the Transportation Investment Generating Economic Recovery (TIGER) discretionary grant program were awarded to the City of Tampa and the Tampa-Hillsborough Expressway Authority for the completion of the Tampa Riverwalk and the Selmon Greenway Trail connection the Hillsborough River to Ybor City.

A complete listing of projects that have undergone significant changes since the adoption of the previous TIP is included in Appendix B

Additional projects and phases were funded with the addition of the new fifth year to the TIP. Surface Transportation Program funds were added consistent with the priorities adopted by the MPO. Transportation Alternative funds added to the new fifth year funded priorities set by the MPO with specific projects listed in Appendix B.

TIP/STIP Relationship

The Hillsborough County Metropolitan Transportation Improvement Program provides a comprehensive listing of transportation projects scheduled to be completed during the five years following October 1, 2013. Pursuant to 23 U.S.C. 134, the MPO TIP document is to compiled in cooperation with the State and public transportation operator, HART, Additionally, section 339.175(7) of the Florida Statutes requires the MPO to include a list of projects to be funded from local or private revenues for informational purposes. The Statewide Transportation Improvement Program, or STIP, is established through 23 C.F.R. 450.216. The STIP is a compilation of the Metropolitan TIPs throughout the State as well as the state and federal projects planned in non-metropolitan areas. The STIP document for the State of Florida includes only the portion of the MPO’s TIP that is inclusive of the FDOT Work Program.

Amendments to the Transportation Improvement Program require a matching project description and funding be listed in the STIP for federal project approval. Federally approved projects are also listed in the FDOT Work Program which requires gubernatorial approval.

Federally Funded Projects from Previous Year

Pursuant to the federal provisions of 23 U.S.C. 134(j)(7)(B) and state provisions in subsection 339.175(8)(h) F.S., the MPO has published an annual listing of projects for which Federal funds have been obligated in the preceding year. The published document is available for public review in the

Planning Commission library - located on the 18th Floor of the County Center Building at 601 E Kennedy Blvd - and on the MPO’s website at www.hillsboroughmpo.org, under the TIP Section. Consistent with 23 CFR 450.332(a), this list of projects is made available within 90 days following the end of the fiscal year.

Certification

The Hillsborough County Metropolitan Planning Organization is currently certified. The MPO participates in an annual certification process with FDOT and a quadrennial review that includes FHWA and FTA. This year, the Federal Review team consisting of FHWA and FTA staff conducted a review of the Metropolitan Planning Process in February 2013. It is anticipated that the results of this certification review will be presented to the MPO Board for approval later this year.

Congestion Management and Crash Reduction

A Congestion Management Process (CMP) is a systematic approach for managing congestion that provides accurate, up-to-date information on transportation system performance and recommends alternative strategies that meet state and local needs. In light of funding constraints, environmental impacts, and neighborhood concerns, the strategies are intended to focus on non-capacity projects (i.e. roadway widening).

The Hillsborough County MPO, as the agency responsible for transportation planning in Hillsborough County and its cities, is faced with the challenge of addressing how the community will move in and around the county and document this activity in a CMP Performance Report. The challenge is intensified by the

fact that the Tampa Bay Area is the 19th largest metropolis in the U.S. Hillsborough County at the center of the metropolis has twice-as-much traffic as any adjacent county. In addition, Hillsborough’s population now exceeds 1.2 million in 2010 and is expected to grow to as many as 1.7 million by 2035.



The CMP goals are supported in the 2035 Long Range Transportation Plan (LRTP) which emphasizes a shift to a multi-modal transportation system including the use of technology to manage traffic, rail transit, increased bus service, and bicycling and walking facilities. The first and second priorities of the LRTP are, respectively, to increase safety and to reduce congestion.

MPO Priorities

On December 9, 2009, the MPO adopted the 2035 Long Range Transportation Plan. The 2035 LRTP maintains projects included in the 2025 LRTP specifically noting projects which have funding committed through the Right-of-Way acquisition

phase. The 2035 LRTP identifies the transportation projects that are planned to be completed during the interim timeframe – 2025 - and by the year 2035. This TIP programs funds within the interim phase of the LRTP. Moreover, the LRTP includes a breakdown of funding for projects in 5-year increments for highlighting anticipated year of expenditure project costs consistent with the requirements of 23 C.F.R. 450.322(f). The following tables list the MPO's priorities for state and federally funded projects consistent with the adopted LRTP.

In developing the annual list of priority projects – shown in Table 1 and Table 2, the MPO Board along with the advisory committees to the MPO Board formally review the TIP priorities prior to their adoption. The first of these two tables highlights the projects which have been funded through construction. This constitutes the MPO's top priority that existing project priorities continue to receive funding. The second table identifies priorities for new funding (ie: the addition of the new fifth-year to the TIP).

There also exists, a review period initiated through the State's ETDM process that allows for a review of the potential socio-cultural and environmental impacts of the MPO's list of priority projects prior to those projects being listed for funding in the TIP. This review provides for an early examination of the projects on the priority list allowing for timely and effective decision making and early NEPA reviews and approvals.

Consistent with the 2035 LRTP, the following list of priority projects was submitted to FDOT as the MPO's List of Priority Projects in September 2012.

Table 1: MPO Priority List - Project Funded Through Construction

Hillsborough MPO 2013/2014 Transportation Improvement Program

L RTP Rank	FPN	L RTP Project	Project Limits	Project Description	Project Sponsor	Project Status
2	405492-5	H300	BRUCE B DOWNS BLVD FROM BEARSS AVE TO PALM SPRINGS	Widen 4 lanes to 8 lanes divided	County	Construction Programmed 2015
3	405492-2 & 4	H305	BRUCE B DOWNS BLVD FROM PALM SPRINGS BLVD TO PEBBLE CREEK DR	Widen 4 lanes to 8 lanes divided	County	Under Construction
4	255585-1	H420	ALEXANDER STREET EXTENSION FROM I-4 TO KNIGHTS GRIFFIN RD	New 4 lane divided roadway	FDOT	Under Construction
5	420625-1	H460	CROSS CREEK BLVD FROM CORY LAKE ISLES TO MORRIS BRIDGE RD	Widen 2 Lanes to 4 Lanes Divided	Tampa	Construction Programmed 2014
9	408459-3	H855	I-75 FROM N OF BB DOWNS BLVD TO S OF SR 56	Widen 4 lane to 6 lane freeway	FDOT	Under Construction
9	410909-2	ITS90	I-75 FROM FOWLER AVE TO I-275	ITS Freeway Management	FDOT	Construction Programmed 2011
9	408459-2	H852	I-75 FROM S OF FOWLER AVE TO N OF BB DOWNS BLVD	Widen 4 lanes to 6 lane freeway	FDOT	Construction Programmed 2011
10	258399-2	H746	I-275 FROM HIMES AVE TO HILLSBOROUGH RIVER	Widen 6 lanes to 8 lane freeway	FDOT	Design Build Programmed 2013 - Southbound
10	258398-5	H742	I-275 FROM SR 60 (MEMORIAL HWY) TO HIMES AVE	Widen 6 lanes to 8 lane freeway	FDOT	Design Build Programmed 2013
10	258398-3	ITS70	I-275 FROM HIMES AVE TO HILLSBOROUGH RIVER	ITS Freeway Management	FDOT	Construction Programmed 2017
12	255793-1	H1890	US HWY 301 FROM TAMPA BYPASS CANAL TO FOWLER AVE	Widen 2 lanes to 4 lanes divided	FDOT	Construction Programmed 2013
13	413092-2	ORB170	BAYSHORE BLVD FROM ROME AVE TO BAY TO BAY BLVD - PHASE II	Re-Stripe for Bike Lane	Tampa	Construction Programmed 2017
14	413086-1	ORT10	UPPER TAMPA BAY TRAIL PHASE IV	Multi-Use Trail	County	Phase IV-C Construction being advanced from 2017 to 2013
18	407233-7	ITS80	I-275 FROM BEARSS AVE TO I-75	ITS Freeway Management	FDOT	Under Construction
18	258413-1	H795	I-275 FROM N. OF US 41 TO NORTH OF LIVINGSTON	Widen 4 lane to 6 lane freeway	FDOT	Under Construction
18	258413-3	H797	I-275 FROM NORTH OF LIVINGSTON TO I-75	Widen 4 lane to 6 lane freeway	FDOT	Under Construction
27	255893-2	H1675	SR 574 FROM HIGHVIEW RD TO PARSONS AVE	Widen 2 Lanes to 4 Lanes Divided	FDOT	Under Construction

Table 1: MPO Priority List - Project Funded Through Construction

Hillsborough MPO 2013/2014 Transportation Improvement Program

L RTP Rank	FPN	L RTP Project	Project Limits	Project Description	Project Sponsor	Project Status
27	255893-3	H1680	SR 574 FROM PARSONS AVE TO KINGSWAY	Widen 2 lanes to 4 lanes divided	FDOT	Construction Programmed 2017
36	428214-2	PEC290	FLETCHER AVE FROM I-275 TO 56TH ST	Pedestrian Enhancement	County	Construction Programmed 2015
38	425946-1	H859	I-75 @ GIBSONTON DR	Modify Interchange	FDOT	Construction Programmed 2011
67	410909-6	ITS85	I-75 FROM MANATEE COUNTY TO BLOOMINGDALE AVE	ITS Freeway Management	FDOT	Construction Programmed 2016
74	257805-5	ORT275	HILLSBOROUGH RIVER GREENWAY KENNEDY RIVERWALK - MACDILL PARK TO CURTIS HIXON PARK	Multi-Use Trail	Tampa	Construction Programmed 2013
74	257805-6	ORT277	HILLSBOROUGH RIVER GREENWAY DOYLE CARLTON RIVERWALK - STRAZ CENTER TO WATER WOKS PARK	Multi-Use Trail	Tampa	Awarded 2012 TIGER Grant
79	429077-1	ORB520	NEBRASKA AVE (or alt rte Fla) from FOWLER AVE to FLORIDA/NEBRASKA	Re-Stripe for Bike Lane	FDOT	Resurfacing programmed in 2012
80	421524-1	PEC200	DALE MABRY HWY FROM BAY TO BAY BLVD TO COLUMBUS DR	Pedestrian Enhancement	Tampa	Resurfacing programmed in 2013
88	406151-1/ 406152-1/ 431275-1	H1960	VETERANS EXPWY FROM MEMORIAL HWY TO GUNN HWY	Widen to 6 lanes to 8 lane freeway	FTE	Construction Programmed 2013
136	416361-2	H1000	SELMON EXPRESSWAY FROM FLORIDA AVE TO 22ND ST	Widen 4 lanes to 6 lane freeway	THEA	Under Construction
153	424561-5	ORT350	WEST TAMPA GREENWAY / COURTNEY CAMPBELL CAUSEWAY	Multi-Use Trail	FDOT	Under Construction
281	257805-7	ORT370	SELMON GREENWAY TRAIL FROM HILLSBOROUGH RIVER TO 19TH ST	Multi-Use Trail	THEA	Awarded 2012 TIGER Grant
	413136-1	-	MCMULLEN ROAD FROM BALM RIVERVIEW RD TO BOYETTE RD	Sidewalk	FDOT	Under Construction
	258415	H825	I-4 / SELMON EXPRESSWAY FROM SELMON EXPRESSWAY TO I-4	New 6 lane freeway	THEA	Under Construction
	415234-9	-	DALE MABRY HWY FROM N LAKEVIEW DR TO VAN DYKE RD	Sidewalk	FDOT	Construction Programmed 2013
	413407-2	-	BUSCH BLVD FROM ARMENIA AVE TO FLORIDA AVE	Landscaping, Pedestrian Enhancement	Tampa	Construction Programmed 2015

Adopted 9/11/2012

Table 2: MPO Priority List - Projects with Additional Funding Needs

Hillsborough MPO 2013/2014 Transportation Improvement Program

2012 Priority	L RTP Rank	FPN	L RTP Project Number	Project Limits	Project Description	Project Sponsor	Project Status	Candidate for Enhancement Funding
Programmatic Set-Aside: Planning							Estimate: \$400,000	
1			MPO	MPO PLANNING MODELS / DATA UPDATE	Corridor and Systems Planning	MPO	Ongoing planning need (\$400,000 per year)	
Programmatic Set-Aside: Pedestrian / Bicycle Safety Program							Estimate: \$5,505,000	
2				Recommendations from City of Tampa Walk/Bike Plan				
			-	PALM AVE FROM N. BLVD TO NEBRASKA AVE	Pedestrian / Bicycle Safety	Tampa	Funding for Design and Construction - \$653,000	Application Submitted June 2012
			ORB290	BOUGAINVILLEA AVE FROM 30TH ST TO 46TH ST	Pedestrian / Bicycle Safety	Tampa	Funding for Design and Construction - \$321,000	Application Submitted June 2012
			-	WILLOW AVE FROM SWANN AVE TO MAIN ST	Pedestrian / Bicycle Safety	Tampa	Funding for Design and Construction - \$425,000	Application Submitted June 2012
			ORB470	CYPRESS CORRIDOR FROM U-PATH TO WESTSHORE BLVD	Pedestrian / Bicycle Safety	Tampa	Funding for Design and Construction - \$516,000	Application Submitted June 2012
3				Recommendations from Hillsborough County Pedestrian and Bike High Crash Area Strategic Plan				
			ORB670	FLETCHER AVE FROM N. BLVD TO NEBRASKA AVE	Pedestrian / Bicycle Safety	County	Funding for Design and Construction - \$140,000	County preparing TE application
			PEC340	HANLEY AVE HILLSBOROUGH AVE TO WATERS AVE	Pedestrian / Bicycle Safety	County	Funding for Design and Construction - \$1,395,000	County preparing TE application
			ORB730	WATERS AVE FROM SHELDON ROAD TO ANDERSON RD	Pedestrian / Bicycle Safety	County	Funding for Design and Construction - \$2,055,000	County preparing TE application
Programmatic Set-Aside: Transit Program							Estimate: \$7,550,000	
4			T30	MAINTAIN CURRENT BUS SERVICE	Bus Replacement	HART	\$6.75 million requested in 17/18	
5			T28	MAINTAIN CURRENT VANPOOLS	Vanpool Vehicles	TBARTA	Ongoing program (\$800,000 per year)	

Table 2: MPO Priority List - Projects with Additional Funding Needs

Hillsborough MPO 2013/2014 Transportation Improvement Program

2012 Priority	L RTP Rank	FPN	L RTP Project Number	Project Limits	Project Description	Project Sponsor	Project Status	Candidate for Enhancement Funding
Programmatic Set-Aside: Intelligent Transportation System Program							Estimate: \$13,685,000	
6			ITS10	CITY OF TAMPA ADVANCED TRAFFIC MANAGEMENT SYSTEM	ATMS - Signalization	Tampa	City evaluating software; prioritizing corridors - \$10 Million	
7* ADVANCED TRAFFIC MANAGEMENT SYSTEM - HILLSBOROUGH COUNTY								
			ITS50	DALE MABRY HWY FROM SLIGH TO VAN DYKE RD	ATMS - Signalization	County	\$1 Million for design and implementation	
			ITS50	BIG BEND RD (US 41 TO SUMMERFIELD); US 41 (APOLLO BEACH TO BIG BEND)	ATMS - Signalization	County	\$530,000 for Implementation	
			ITS50	SLIGH AVE FROM 56TH STREET TO ORIENT RD	ATMS - Signalization	County	\$75,000 for design and implementation	
			ITS50	SR 674 (US 41 TO US 301); US 41 (GULF CITY RD TO 19TH AVE)	ATMS - Signalization	County	\$710,000 for implementation	
			ITS50	US 92 FROM 56TH ST TO KINGSWAY RD	ATMS - Signalization	County	\$575,000 for implementation	
			ITS50	TEMPLE TERRACE HWY FROM 56TH STREET TO HARNEY RD	ATMS - Signalization	County	\$590,000 for implementation	
			ITS50	SOUTH VILLAGE DRIVE FROM NORTH VILLAGE TO DALE MABRY	ATMS - Signalization	County	\$205,000 for implementation	
Major Projects								
8	1	415489-3	H1865	US HWY 301 FROM SR 674 TO BALM RD	Widen 2 lanes to 6 lanes divided	County / FDOT	Constuction funding needed	
9	3	405492-4	H310	BRUCE B DOWNS BLVD FROM PEBBLE CREEK DR TO COUNTY LINE RD	Widen 4 lanes to 6 lanes divided	County	Funding for Construction - \$18 Million	
10	6	257862-3	H1550	SAM ALLEN RD FROM SR 39 TO PARK RD	Widen 2 lanes to 4 lanes divided	FDOT	Funding for Construction - \$21 Million	
11	9		H850	I-75 N OF I-4 TO S OF FOWLER	Add 4 Special Use Lanes	FDOT	Design and Toll Feasibility funding needed	
12	13		ORB170	BAYSHORE BLVD FROM BAY TO BAY BLVD TO GANDY BLVD - PHASE III	Re-Stripe for Bike Lane	Tampa	Funding for Construction - \$2.8 Million	Eligible and Feasible

Table 2: MPO Priority List - Projects with Additional Funding Needs

Hillsborough MPO 2013/2014 Transportation Improvement Program

2012 Priority	L RTP Rank	FPN	L RTP Project Number	Project Limits	Project Description	Project Sponsor	Project Status	Candidate for Enhancement Funding
13	14		ORT10	UPPER TAMPA BAY TRAIL PHASE IV-A and IV-B	Multi-Use Trail	County	PD&E Study Re-Evaluation / Design Needed	Eligible and Feasible
14	16	408205-2	T25	REGIONAL TRANSPORTATION DEMAND MANAGEMENT	Public Outreach & Education	TBARTA	Commuter Assistance Program	
15	20		ORT140	SOUTH COAST GREENWAY (PHASES I and III-VI)	Multi-Use Trail	County	PD&E Study / Design Needed	
16	28	255893-4	H1690	SR 574 FROM KINGSWAY TO MCINTOSH RD	Widen 2 lanes to 4 lanes divided	FDOT	PE Programmed 2014	
17	62	422799-1	H810	I-275 HOWARD FRANKLAND BRIDGE EASTBOUND SPAN	Replacement & Support Transit	FDOT	PD&E / Transit Feasibility Study Programmed 2011	
18	83	424507-2	ITS20	COURTNEY CAMPBELL CSWY FROM PINELLAS COUNTY TO VETERANS EXPY.	ITS	FDOT	Design Programmed 2017	
19	117	405525-2	H1730	SR 60 FROM US HWY 301 TO FALKENBURG RD	Widen 4 lanes to 6 lanes divided	FDOT	Environmental Programmed 2013	
20	152		ORT300	WEST TAMPA GREENWAY / BOY SCOUT RD FROM M L KING BLVD TO MEMORIAL HWY	Multi-Use Trail	Tampa	Recommended from Tampa Walk-Bike Plan	
21	187		H1710	SR 60 (SB INTERCHANGE) FROM I-275 TO SPRUCE ST	Modify Interchange	FDOT	Design Underway	
22	188	412531-1	H744	I-275 NB I-275 OFF RAMP TO SR 60 AIRPORT FLYOVER	Modify Interchange	FDOT	Right of Way Programmed 2013	
23	233		ORT50	SOUTH TAMPA GREENWAY FROM FRIENDSHIP TRAIL, MACDILL TO BAYSHORE BLVD	Multi-Use Trail	Tampa	Funding for PD&E Needed	Application submitted October 2010

* - Project listed in the 2035 Needs Plan but not the Cost-Affordable Long Range Transportation Plan

Adopted 9/11/2012

PROJECT LISTINGS FOR FISCAL YEARS 13/14 - 17/18

Projects listed in Section 1 - FDOT Projects of the TIP include funding for the MPO’s priority projects. Thus, the adopted FDOT Work Program for FY 2013/14 – FY 2017/18 is consistent, to the maximum extent feasible, with the priorities identified by the MPO. Moreover, Table 3 illustrates that sufficient federal, state and local revenues are reasonably expected to be made available to fund the projects identified in the TIP.

Appendix C includes a full listing of fund codes and a description of each to better explain the funding codes used for each project listed on the following pages and in Table 3.

FULL PROJECT COST

23 C.F.R. 450.324(e) requires the MPO’s TIP to include an estimate of a project’s total cost for all phases of a project. In an effort to address this requirement, the Florida Department of Transportation has provided guidance to all of the MPO’s in the State. This guidance addresses projects in two categories: projects on the SIS and project not on the SIS. This distinction was made since FDOT manages both a 5-year and 10-year work program for the SIS projects while only managing a 5-year program for non-SIS projects. In both situations, historic funding levels have been maintained.

All projects included in the TIP have been notated if they are on the SIS. In the project listing, projects funded through the State Work Program are flagged with a “*SIS*” or “*NON-SIS*”, as can be seen in the following graphics.

Description: CR 580/SAM ALLEN RD FM W OF SR39/BUCHMAN HWY TO E OF PARK RD								*NON-SIS*
County: HILLSBOROUGH				Type of Work: ADD LANES & RECONSTRUCT				
Beginning Point: 0				Project Length: 2.842				
Ending Point: 1.677				Lanes Existing /Improved/Added: 2/ 2/ 2				
<2014	2014	2015	2016	2017	2018	>2018	All Years	
ing - Managed by FDOT								
\$500,000	\$0	\$0	\$0	\$0	\$0	\$0	\$500,000	
\$2,279,732	\$0	\$0	\$0	\$0	\$0	\$0	\$2,279,732	

Description: I-275 (SR 93) I-275/SR 60 NTERCHANGE								*SIS*
County: HILLSBOROUGH				Type of Work: INTERCHANGE - ADD LANES				
Beginning Point: 2.137				Project Length: 0.263				
Ending Point: 2.4				Lanes Existing /Improved/Added: 3/ 0/ 2				
<2014	2014	2015	2016	2017	2018	>2018	All Years	
ng - Managed by FDOT								
\$0	\$0	\$0	\$0	\$2,423,000	\$0	\$0	\$2,423,000	

Costs listed in the TIP for SIS projects are grouped as historic costs (<2014), current five years (2014 – 2018) and future five years (>2018) beyond the current TIP. Cost estimates of NON-SIS projects beyond the 5-year horizon and SIS project costs beyond the 10-year horizon can be found in the MPO’s Long Range Transportation Plan.

LRTP project references

Costs beyond the current five-year and future five-year window are included in the Long Range Transportation Plan (LRTP). The projects listed in the TIP that are part of the LRTP are cross-referenced through the use of a unique project number. Other projects that result from specific programs like maintenance or resurfacing may have a page number or policy number referenced.

The LRTP reference provides the information necessary to locate the full project costs and/or additional details regarding the project in the LRTP. Unique project numbers are in the form of a text and number combination (ie: ORB1, H850) and are located in Appendix B of the 2035 LRTP.

Projects in the LRTP can be found on the MPO's website at <http://www.planhillsborough.org/mpo-2035-lrtp/>. The website, divided by the functional components of the MPO's LRTP includes a full listing of the LRTP. Appendix B of the LRTP includes a full listing of project costs through the 2035 planning horizon of the LRTP.

Table 3 - Summary of Federal, State, and Local Revenues

Funding Category (Funding Code)	13/14	14/15	15/16	16/17	17/18	Total
Federal Funds						
ACNP	\$2,766,840	\$2,194,000	\$4,927,727	\$0	\$0	\$9,888,567
ACSA	\$6,398,998	\$0	\$0	\$0	\$0	\$6,398,998
ACSU	\$517,591	\$0	\$0	\$0	\$0	\$517,591
CM	\$0	\$0	\$1,840,889	\$0	\$1,840,500	\$3,681,389
DU	\$290,541	\$292,979	\$292,980	\$292,980	\$727,130	\$1,896,610
FAA	\$0	\$1,740,900	\$4,728,400	\$8,048,100	\$3,069,600	\$17,587,000
FTA	\$15,800,000	\$16,100,005	\$16,287,445	\$16,528,240	\$7,201,278	\$71,916,968
HPP	\$1,308,574	\$0	\$0	\$0	\$0	\$1,308,574
HSP	\$1,340,197	\$593,067	\$0	\$0	\$0	\$1,933,264
IM	\$2,175,101	\$0	\$0	\$0	\$0	\$2,175,101
NHAC	\$63,570,026	\$0	\$0	\$0	\$0	\$63,570,026
NHPP	\$4,124,000	\$0	\$0	\$0	\$0	\$4,124,000
NHRE	\$4,761,416	\$0	\$0	\$0	\$0	\$4,761,416
PL	\$1,029,087	\$1,028,365	\$1,028,365	\$1,028,365	\$1,028,365	\$5,142,547
RHH	\$894,037	\$0	\$0	\$0	\$0	\$894,037
RHP	\$559,786	\$0	\$0	\$0	\$0	\$559,786
SA	\$22,157,772	\$9,039,943	\$150,000	\$0	\$7,865,627	\$39,213,342
ST10	\$499,915	\$0	\$0	\$0	\$0	\$499,915
SU	\$18,047,672	\$10,660,141	\$6,273,174	\$8,986,400	\$24,972,617	\$68,940,004
TALT	\$0	\$0	\$0	\$752,400	\$624,150	\$1,376,550
TALU	\$281,551	\$0	\$0	\$0	\$0	\$281,551
TCSP	\$217,750	\$0	\$0	\$0	\$0	\$217,750
Federal Sub-Total	\$146,740,854	\$41,649,400	\$35,528,980	\$35,636,485	\$47,329,267	\$306,884,986
State and Local Funds						
BRRP	\$3,211,342	\$3,321,764	\$1,954,679	\$9,416,299	\$0	\$17,904,084
CIGP	\$750,000	\$900,000	\$2,100,000	\$0	\$0	\$3,750,000

Table 3 - Summary of Federal, State, and Local Revenues

Funding Category (Funding Code)	13/14	14/15	15/16	16/17	17/18	Total
D	\$16,605,595	\$16,960,031	\$17,231,402	\$17,508,128	\$18,619,129	\$86,924,285
DDR	\$29,947,547	\$33,615,950	\$40,511,865	\$31,616,003	\$23,866,198	\$159,557,563
DIH	\$3,467,907	\$1,184,000	\$1,263,459	\$1,772,015	\$578,000	\$8,265,381
DIS	\$0	\$0	\$5,400,000	\$10,000,000	\$0	\$15,400,000
DITS	\$1,417,343	\$0	\$0	\$510,000	\$0	\$1,927,343
DPTO	\$11,493,487	\$7,540,476	\$8,243,184	\$9,445,206	\$7,375,330	\$44,097,683
DS	\$19,547,599	\$3,680,836	\$26,251,365	\$2,202,824	\$3,600,000	\$55,282,624
GMR	\$0	\$10,400,000	\$0	\$0	\$5,000,000	\$15,400,000
LF	\$56,300,235	\$25,175,964	\$18,969,706	\$24,675,750	\$20,699,485	\$145,821,140
LFP	\$750,000	\$900,000	\$2,100,000	\$2,303,718	\$0	\$6,053,718
POED	\$22,685,937	\$0	\$0	\$0	\$0	\$22,685,937
PORB	\$76,723	\$0	\$0	\$0	\$0	\$76,723
PORT	\$2,439,946	\$0	\$0	\$0	\$0	\$2,439,946
TRIP	\$10,605,646	\$822,275	\$0	\$2,303,718	\$0	\$13,731,639
DSB6	\$2,500,000	\$0	\$0	\$0	\$0	\$2,500,000
PKM1	\$602,502	\$602,502	\$602,502	\$602,502	\$602,502	\$3,012,510
PKYI	\$70,443,208	\$71,083,649	\$909,687	\$547,460	\$0	\$142,984,004
PKYR	\$3,674,154	\$398,265	\$392,102	\$392,102	\$392,102	\$5,248,725
TM06	\$1,881,765	\$1,895,844	\$2,127,373	\$2,391,710	\$2,387,918	\$10,684,610
State and Local Sub-Total	\$258,400,936	\$178,481,556	\$128,057,324	\$115,687,435	\$83,120,664	\$763,747,915
Total Funding	\$405,141,790	\$220,130,956	\$163,586,304	\$151,323,920	\$130,449,931	\$1,070,632,901

Section 1 - FDOT

Effective Date: 04/04/2013 **Florida Department of Transportation** **Run: 07/19/2013**
5 Year TIP
District 7

HIGHWAYS

Item Number: **428882 1** Description: ANCILLARY STRUCTURE PROJECTS IN HILLSBOROUGH COUNTY *SIS*
 District: 07 County: HILLSBOROUGH Type of Work: OVERHEAD SIGNING
 Roadway ID: 10000000 Beginning Point: 0 Project Length: 12.15
 LRTP: **Policy 2.2D** Ending Point: 10 Lanes Existing /Improved/Added: 0/ 0/ 0

Fund	<2014	2014	2015	2016	2017	2018	>2018	All Years
Preliminary Engineering - Managed by FDOT								
DIH	\$1,000	\$0	\$0	\$0	\$0	\$0	\$0	\$1,000
BRRP	\$44,903	\$0	\$0	\$0	\$0	\$0	\$0	\$44,903
Preliminary Engineering Totals:	\$45,903	\$0	\$0	\$0	\$0	\$0	\$0	\$45,903
Construction - Managed by FDOT								
DIH	\$0	\$47,901	\$0	\$0	\$0	\$0	\$0	\$47,901
BRRP	\$0	\$682,693	\$0	\$0	\$0	\$0	\$0	\$682,693
Construction Totals:	\$0	\$730,594	\$0	\$0	\$0	\$0	\$0	\$730,594
Item 428882 1 Totals:	\$45,903	\$730,594	\$0	\$0	\$0	\$0	\$0	\$776,497

Item Number: **433099 1** Description: ANDERSON RD IN TAMPA @NGCN: 621427S *NON-SIS*
 District: 07 County: HILLSBOROUGH Type of Work: RAIL SAFETY PROJECT
 Roadway ID: 10000000 Beginning Point: 0.9 Project Length: 0.001
 LRTP: **Policy 5.1A** Ending Point: 0.901 Lanes Existing /Improved/Added: 0/ 0/ 0

Fund	<2014	2014	2015	2016	2017	2018	>2018	All Years
Railroad and Utilities - Managed by FDOT								
RHH	\$0	\$211,503	\$0	\$0	\$0	\$0	\$0	\$211,503
Railroad and Utilities Totals:	\$0	\$211,503	\$0	\$0	\$0	\$0	\$0	\$211,503
Item 433099 1 Totals:	\$0	\$211,503	\$0	\$0	\$0	\$0	\$0	\$211,503

Item Number: **413092 2** Description: BAYSHORE BLVD FROM S HOWARD AVE TO ROME AVE *NON-SIS*
 District: 07 County: HILLSBOROUGH Type of Work: BIKE PATH/TRAIL
 Roadway ID: 10000028 Beginning Point: 2.455 Project Length: 0.453
 LRTP: **ORB1** Ending Point: 2.908 Lanes Existing /Improved/Added: 6/ 3/ 0

Fund	<2014	2014	2015	2016	2017	2018	>2018	All Years
Construction - Managed by CITY OF TAMPA								
SU	\$0	\$0	\$444,450	\$0	\$0	\$0	\$0	\$444,450
Construction Totals:	\$0	\$0	\$444,450	\$0	\$0	\$0	\$0	\$444,450
Item 413092 2 Totals:	\$0	\$0	\$444,450	\$0	\$0	\$0	\$0	\$444,450

Item Number: **413092 3** Description: BAYSHORE BLVD FROM GANDY BLVD TO S HOWARD AVE *NON-SIS*
 District: 07 County: HILLSBOROUGH Type of Work: BIKE PATH/TRAIL
 Roadway ID: 10000028 Beginning Point: 0 Project Length: 2.455
 LRTP: **ORB1** Ending Point: 2.455 Lanes Existing /Improved/Added: 4/ 2/ 0

Fund	<2014	2014	2015	2016	2017	2018	>2018	All Years
Construction - Managed by CITY OF TAMPA								
SU	\$0	\$0	\$0	\$0	\$0	\$1,352,800	\$0	\$1,352,800
Construction Totals:	\$0	\$0	\$0	\$0	\$0	\$1,352,800	\$0	\$1,352,800
Item 413092 3 Totals:	\$0	\$0	\$0	\$0	\$0	\$1,352,800	\$0	\$1,352,800

Item Number: **432715 1** Description: BOUGAINVILLEA AVE FROM 30TH STREET TO 46TH STREET *NON-SIS*
 District: 07 County: HILLSBOROUGH Type of Work: BIKE LANE/SIDEWALK
 Roadway ID: 10000134 Beginning Point: 2.034 Project Length: 0.998
 LRTP: **ORB1** Ending Point: 3.032 Lanes Existing /Improved/Added: 2/ 0/ 0

Fund	<2014	2014	2015	2016	2017	2018	>2018	All Years
Preliminary Engineering - Managed by CITY OF TAMPA								
TALU	\$51,000	\$0	\$0	\$0	\$0	\$0	\$0	\$51,000
Preliminary Engineering Totals:	\$51,000	\$0	\$0	\$0	\$0	\$0	\$0	\$51,000
Construction - Managed by CITY OF TAMPA								
TALT	\$0	\$0	\$0	\$0	\$357,500	\$0	\$0	\$357,500
Construction Totals:	\$0	\$0	\$0	\$0	\$357,500	\$0	\$0	\$357,500
Item 432715 1 Totals:	\$51,000	\$0	\$0	\$0	\$357,500	\$0	\$0	\$408,500

Item Number: 430802 3	Description: BRIDGE PAINTING HILLSBOROUGH COUNTY VARIOUS LOCATIONS	*SIS*
District: 07	County: HILLSBOROUGH	Type of Work: BRIDGE - PAINTING
Roadway ID: 10002000	Beginning Point: 4.91	Project Length: 1.85
L RTP: Page 9.3	Ending Point: 6.76	Lanes Existing /Improved/Added: 4/ 4/ 0

Fund	<2014	2014	2015	2016	2017	2018	>2018	All Years
Preliminary Engineering - Managed by FDOT								
BRRP	\$0	\$0	\$40,000	\$0	\$0	\$0	\$0	\$40,000
DIH	\$0	\$1,000	\$0	\$0	\$0	\$0	\$0	\$1,000
Preliminary Engineering Totals:	\$0	\$1,000	\$40,000	\$0	\$0	\$0	\$0	\$41,000
Construction - Managed by FDOT								
BRRP	\$0	\$0	\$0	\$306,633	\$0	\$0	\$0	\$306,633
DIH	\$0	\$0	\$0	\$36,238	\$0	\$0	\$0	\$36,238
Construction Totals:	\$0	\$0	\$0	\$342,871	\$0	\$0	\$0	\$342,871
Item 430802 3 Totals:	\$0	\$1,000	\$40,000	\$342,871	\$0	\$0	\$0	\$383,871

Item Number: 433071 1	Description: BROADWAY FROM US 41 TO 62ND ST CSX INTRMD YRD	*SIS*
District: 07	County: HILLSBOROUGH	Type of Work: INTERSECTION IMPROVEMENT
Roadway ID: 10080001	Beginning Point: 7.518	Project Length: 1.395
L RTP: Policy 3.4C	Ending Point: 8.568	Lanes Existing /Improved/Added: 2/ 2/ 0

Fund	<2014	2014	2015	2016	2017	2018	>2018	All Years
Preliminary Engineering - Managed by FDOT								
ACNP	\$1,000	\$500,000	\$0	\$0	\$0	\$0	\$0	\$501,000
Preliminary Engineering Totals:	\$1,000	\$500,000	\$0	\$0	\$0	\$0	\$0	\$501,000
Item 433071 1 Totals:	\$1,000	\$500,000	\$0	\$0	\$0	\$0	\$0	\$501,000

Item Number: 257862 3	Description: CR 580/SAM ALLEN RD FM W OF SR39/BUCHMAN HWY TO E OF PARK RD	*NON-SIS*
District: 07	County: HILLSBOROUGH	Type of Work: ADD LANES & RECONSTRUCT
Roadway ID: 10000014	Beginning Point: 0	Project Length: 2.842
LRTP: H1550	Ending Point: 1.677	Lanes Existing /Improved/Added: 2/ 2/ 2

Fund	<2014	2014	2015	2016	2017	2018	>2018	All Years
Preliminary Engineering - Managed by FDOT								
DDR	\$500,000	\$0	\$0	\$0	\$0	\$0	\$0	\$500,000
SU	\$2,279,732	\$0	\$0	\$0	\$0	\$0	\$0	\$2,279,732
SA	\$46,649	\$0	\$0	\$0	\$0	\$0	\$0	\$46,649
Preliminary Engineering Totals:	\$2,826,381	\$0	\$0	\$0	\$0	\$0	\$0	\$2,826,381
Railroad and Utilities - Managed by FDOT								
DS	\$0	\$0	\$0	\$0	\$30,000	\$600,000	\$0	\$630,000
Railroad and Utilities Totals:	\$0	\$0	\$0	\$0	\$30,000	\$600,000	\$0	\$630,000
Right of Way - Managed by FDOT								
SA	\$0	\$0	\$409,100	\$150,000	\$0	\$0	\$0	\$559,100
SU	\$0	\$0	\$2,000,000	\$1,655,701	\$0	\$0	\$0	\$3,655,701
Right of Way Totals:	\$0	\$0	\$2,409,100	\$1,805,701	\$0	\$0	\$0	\$4,214,801
Construction - Managed by FDOT								
SU	\$0	\$0	\$0	\$0	\$0	\$15,669,817	\$0	\$15,669,817
SA	\$0	\$0	\$0	\$0	\$0	\$7,865,627	\$0	\$7,865,627
CM	\$0	\$0	\$0	\$0	\$0	\$1,840,500	\$0	\$1,840,500
Construction Totals:	\$0	\$0	\$0	\$0	\$0	\$25,375,944	\$0	\$25,375,944
Item 257862 3 Totals:	\$2,826,381	\$0	\$2,409,100	\$1,805,701	\$30,000	\$25,975,944	\$0	\$33,047,126

Item Number: 405492 4	Description: CR 581 (BB DOWNS BL) FROM PEBBLE CREEK DR TO COUNTY LINE RD	*NON-SIS*
District: 07	County: HILLSBOROUGH	Type of Work: ADD LANES & RECONSTRUCT
Roadway ID: 10590000	Beginning Point: 10.111	Project Length: 1.439
L RTP: H310	Ending Point: 11.55	Lanes Existing /Improved/Added: 4/ 4/ 4

Fund	<2014	2014	2015	2016	2017	2018	>2018	All Years
Preliminary Engineering - Managed by HILLSBOROUGH CO BOARD OF COUNTY								
LFR	\$1,202,250	\$0	\$0	\$0	\$0	\$0	\$0	\$1,202,250
Preliminary Engineering Totals:	\$1,202,250	\$0	\$0	\$0	\$0	\$0	\$0	\$1,202,250
Right of Way - Managed by HILLSBOROUGH CO BOARD OF COUNTY								
SU	\$0	\$970,600	\$0	\$0	\$0	\$0	\$0	\$970,600
Right of Way Totals:	\$0	\$970,600	\$0	\$0	\$0	\$0	\$0	\$970,600
Construction - Managed by HILLSBOROUGH CO BOARD OF COUNTY								
LFP	\$0	\$0	\$0	\$0	\$2,303,718	\$0	\$0	\$2,303,718
TRIP	\$0	\$0	\$0	\$0	\$2,303,718	\$0	\$0	\$2,303,718
LF	\$0	\$0	\$0	\$0	\$5,749,264	\$0	\$0	\$5,749,264
Construction Totals:	\$0	\$0	\$0	\$0	\$10,356,700	\$0	\$0	\$10,356,700
Grants and Miscellaneous - Managed by HILLSBOROUGH CO BOARD OF COUNTY								
DDR	\$171,750	\$0	\$0	\$0	\$0	\$0	\$0	\$171,750
SU	\$1,030,500	\$0	\$0	\$0	\$0	\$0	\$0	\$1,030,500
Grants and Miscellaneous Totals:	\$1,202,250	\$0	\$0	\$0	\$0	\$0	\$0	\$1,202,250
Item 405492 4 Totals:	\$2,404,500	\$970,600	\$0	\$0	\$10,356,700	\$0	\$0	\$13,731,800

Item Number: 405492 5	Description: CR 581 (BB DOWNS BL) FROM S OF BEARSS AVE TO S OF PALM SPRINGS BLVD	*NON-SIS*
District: 07	County: HILLSBOROUGH	Type of Work: ADD LANES & RECONSTRUCT
Roadway ID: 10590000	Beginning Point: 3.081	Project Length: 3.55
LRTP: H300	Ending Point: 6.631	Lanes Existing /Improved/Added: 6/ 6/ 0

Fund	<2014	2014	2015	2016	2017	2018	>2018	All Years
Preliminary Engineering - Managed by HILLSBOROUGH CO BOARD OF COUNTY								
LFR	\$2,133,250	\$0	\$0	\$0	\$0	\$0	\$0	\$2,133,250
Preliminary Engineering Totals:	\$2,133,250	\$0	\$0	\$0	\$0	\$0	\$0	\$2,133,250
Right of Way - Managed by HILLSBOROUGH CO BOARD OF COUNTY								
SU	\$2,000	\$0	\$0	\$0	\$0	\$0	\$0	\$2,000
EB	\$351,893	\$0	\$0	\$0	\$0	\$0	\$0	\$351,893
SU	\$3,190,988	\$0	\$0	\$0	\$0	\$0	\$0	\$3,190,988
LFP	\$16,759,327	\$0	\$0	\$0	\$0	\$0	\$0	\$16,759,327
Right of Way Totals:	\$20,304,208	\$0	\$0	\$0	\$0	\$0	\$0	\$20,304,208
Construction - Managed by HILLSBOROUGH CO BOARD OF COUNTY								
TRIP	\$0	\$10,605,646	\$0	\$0	\$0	\$0	\$0	\$10,605,646
LF	\$0	\$1,613,718	\$0	\$0	\$0	\$0	\$0	\$1,613,718
SU	\$0	\$15,021,536	\$0	\$0	\$0	\$0	\$0	\$15,021,536
Construction Totals:	\$0	\$27,240,900	\$0	\$0	\$0	\$0	\$0	\$27,240,900
Grants and Miscellaneous - Managed by HILLSBOROUGH CO BOARD OF COUNTY								
SU	\$1,828,500	\$0	\$0	\$0	\$0	\$0	\$0	\$1,828,500
DDR	\$304,750	\$0	\$0	\$0	\$0	\$0	\$0	\$304,750
Grants and Miscellaneous Totals:	\$2,133,250	\$0	\$0	\$0	\$0	\$0	\$0	\$2,133,250
Item 405492 5 Totals:	\$24,570,708	\$27,240,900	\$0	\$0	\$0	\$0	\$0	\$51,811,608

Item Number: 420625 1	Description: CROSS CREEK BLVD FROM W CORY LAKE BLVD TO MORRIS BRIDGE RD	*NON-SIS*
District: 07	County: HILLSBOROUGH	Type of Work: ADD LANES & RECONSTRUCT
Roadway ID: 10000607	Beginning Point: 2.258	Project Length: 2.285
L RTP: H460	Ending Point: 4.543	Lanes Existing /Improved/Added: 3/ 2/ 2

Fund	<2014	2014	2015	2016	2017	2018	>2018	All Years
Preliminary Engineering - Managed by CITY OF TAMPA								
LF	\$69,882	\$0	\$0	\$0	\$0	\$0	\$0	\$69,882
HPP	\$474,957	\$0	\$0	\$0	\$0	\$0	\$0	\$474,957
HPP	\$424,035	\$0	\$0	\$0	\$0	\$0	\$0	\$424,035
Preliminary Engineering Totals:	\$968,874	\$0	\$0	\$0	\$0	\$0	\$0	\$968,874
Construction - Managed by CITY OF TAMPA								
ST10	\$0	\$499,915	\$0	\$0	\$0	\$0	\$0	\$499,915
LF	\$0	\$5,078,360	\$0	\$0	\$0	\$0	\$0	\$5,078,360
HPP	\$0	\$391,525	\$0	\$0	\$0	\$0	\$0	\$391,525
Construction Totals:	\$0	\$5,969,800	\$0	\$0	\$0	\$0	\$0	\$5,969,800
Item 420625 1 Totals:	\$968,874	\$5,969,800	\$0	\$0	\$0	\$0	\$0	\$6,938,674

Item Number: 257805 5	Description: DOWNTOWN RIVERWALK FROM MACDILL PARK TO CURTIS HIXON WF PARK	*NON-SIS*
District: 07	County: HILLSBOROUGH	Type of Work: SIDEWALK
Roadway ID:	Beginning Point: 0	Project Length: 0
L RTP: ORT275	Ending Point: 0	Lanes Existing /Improved/Added: 0/ 0/ 0

Fund	<2014	2014	2015	2016	2017	2018	>2018	All Years
Construction - Managed by CITY OF TAMPA								
LF	\$438,000	\$43,550	\$0	\$0	\$0	\$0	\$0	\$481,550
TIGR	\$9,512,000	\$0	\$0	\$0	\$0	\$0	\$0	\$9,512,000
TCSP	\$0	\$217,750	\$0	\$0	\$0	\$0	\$0	\$217,750
Construction Totals:	\$9,950,000	\$261,300	\$0	\$0	\$0	\$0	\$0	\$10,211,300
Item 257805 5 Totals:	\$9,950,000	\$261,300	\$0	\$0	\$0	\$0	\$0	\$10,211,300

Item Number: 433098 1		Description: FALKENBURG RD IN BRANDON @ NGCN: 624462R						*NON-SIS*	
District: 07		County: HILLSBOROUGH				Type of Work: RAIL SAFETY PROJECT			
Roadway ID: 10000000		Beginning Point: 0.75			Project Length: 0.001				
LRTP: Policy 5.1A		Ending Point: 0.751			Lanes Existing /Improved/Added: 0/ 0/ 0				
Fund	<2014	2014	2015	2016	2017	2018	>2018	All Years	
Railroad and Utilities - Managed by FDOT									
RHH	\$0	\$137,270	\$0	\$0	\$0	\$0	\$0	\$137,270	
Railroad and Utilities Totals:	\$0	\$137,270	\$0	\$0	\$0	\$0	\$0	\$137,270	
Item 433098 1 Totals:	\$0	\$137,270	\$0	\$0	\$0	\$0	\$0	\$137,270	
Item Number: 433103 1		Description: FALKENBURG RD IN MANGO @ NGCN: 624359D						*NON-SIS*	
District: 07		County: HILLSBOROUGH				Type of Work: RAIL SAFETY PROJECT			
Roadway ID: 10000000		Beginning Point: 2.1			Project Length: 0.001				
LRTP: Policy 5.1A		Ending Point: 2.101			Lanes Existing /Improved/Added: 0/ 0/ 0				
Fund	<2014	2014	2015	2016	2017	2018	>2018	All Years	
Railroad and Utilities - Managed by FDOT									
RHH	\$0	\$148,484	\$0	\$0	\$0	\$0	\$0	\$148,484	
Railroad and Utilities Totals:	\$0	\$148,484	\$0	\$0	\$0	\$0	\$0	\$148,484	
Item 433103 1 Totals:	\$0	\$148,484	\$0	\$0	\$0	\$0	\$0	\$148,484	
Item Number: 433586 1		Description: GATX DRIVE FROM MARITIME BOULEVARD TO GUY N VERGER BOULEVARD						*NON-SIS*	
District: 07		County: HILLSBOROUGH				Type of Work: ADD LANES & RECONSTRUCT			
Roadway ID:		Beginning Point: 0			Project Length: 0				
LRTP: Policy 3.4C		Ending Point: 0			Lanes Existing /Improved/Added: 0/ 0/ 0				
Fund	<2014	2014	2015	2016	2017	2018	>2018	All Years	
Construction - Responsible Agency Not Available									
LFP	\$0	\$0	\$0	\$1,250,000	\$0	\$0	\$0	\$1,250,000	
CIGP	\$0	\$0	\$0	\$1,250,000	\$0	\$0	\$0	\$1,250,000	
Construction Totals:	\$0	\$0	\$0	\$2,500,000	\$0	\$0	\$0	\$2,500,000	
Item 433586 1 Totals:	\$0	\$0	\$0	\$2,500,000	\$0	\$0	\$0	\$2,500,000	

Item Number: 433681 1	Description: GIBSONTON DR @ NGCN: 624791-P M.P. 0.052	*NON-SIS*
District: 07	County: HILLSBOROUGH	Type of Work: RAIL SAFETY PROJECT
Roadway ID: 10519000	Beginning Point: 0.05	Project Length: 0.002
LRTP: Policy 5.1A	Ending Point: 0.052	Lanes Existing /Improved/Added: 4/ 4/ 0

Fund	<2014	2014	2015	2016	2017	2018	>2018	All Years
Railroad and Utilities - Managed by FDOT								
RHP	\$0	\$300,026	\$0	\$0	\$0	\$0	\$0	\$300,026
Railroad and Utilities Totals:	\$0	\$300,026	\$0	\$0	\$0	\$0	\$0	\$300,026
Item 433681 1 Totals:	\$0	\$300,026	\$0	\$0	\$0	\$0	\$0	\$300,026

Item Number: 258413 4	Description: I-275 (SR 93) FROM S OF I-75 OVERPASS TO I-75 OVERPASS	*SIS*
District: 07	County: HILLSBOROUGH	Type of Work: INTERCHANGE IMPROVEMENT
Roadway ID: 10320000	Beginning Point: 15.123	Project Length: 0.48
LRTP: Policy 3.4C	Ending Point: 15.603	Lanes Existing /Improved/Added: 4/ 2/ 1

Fund	<2014	2014	2015	2016	2017	2018	>2018	All Years
Preliminary Engineering - Managed by FDOT								
DIH	\$1,568	\$0	\$0	\$0	\$0	\$0	\$0	\$1,568
DS	\$200,000	\$0	\$0	\$0	\$0	\$0	\$0	\$200,000
Preliminary Engineering Totals:	\$201,568	\$0	\$0	\$0	\$0	\$0	\$0	\$201,568
Construction - Managed by FDOT								
DDR	\$0	\$2,284,077	\$0	\$0	\$0	\$0	\$0	\$2,284,077
DIH	\$0	\$259,243	\$0	\$0	\$0	\$0	\$0	\$259,243
Construction Totals:	\$0	\$2,543,320	\$0	\$0	\$0	\$0	\$0	\$2,543,320
Item 258413 4 Totals:	\$201,568	\$2,543,320	\$0	\$0	\$0	\$0	\$0	\$2,744,888

Item Number: 412531 2	Description: I-275 (SR 93) I-275/SR 60 INTERCHANGE	*SIS*
District: 07	County: HILLSBOROUGH	Type of Work: INTERCHANGE - ADD LANES
Roadway ID: 10190000	Beginning Point: 2.137	Project Length: 0.263
L RTP: H744	Ending Point: 2.4	Lanes Existing /Improved/Added: 3/ 0/ 2

Fund	<2014	2014	2015	2016	2017	2018	>2018	All Years
Preliminary Engineering - Managed by FDOT								
DDR	\$0	\$0	\$0	\$0	\$2,423,000	\$0	\$0	\$2,423,000
DIH	\$0	\$0	\$0	\$1,000	\$0	\$0	\$0	\$1,000
Preliminary Engineering Totals:	\$0	\$0	\$0	\$1,000	\$2,423,000	\$0	\$0	\$2,424,000
Right of Way - Managed by FDOT								
DDR	\$0	\$0	\$0	\$0	\$7,309,264	\$0	\$0	\$7,309,264
DS	\$0	\$0	\$0	\$0	\$0	\$3,000,000	\$0	\$3,000,000
Right of Way Totals:	\$0	\$0	\$0	\$0	\$7,309,264	\$3,000,000	\$0	\$10,309,264
Item 412531 2 Totals:	\$0	\$0	\$0	\$1,000	\$9,732,264	\$3,000,000	\$0	\$12,733,264

Item Number: 428966 1	Description: I-275 (SR 93) FR E END OF H FRANK BRDG TO W OF KENNEDY OFF RAMP	*SIS*
District: 07	County: HILLSBOROUGH	Type of Work: RESURFACING
Roadway ID: 10190000	Beginning Point: 0	Project Length: 1.107
L RTP: Page 9.3	Ending Point: 1.107	Lanes Existing /Improved/Added: 7/ 4/ 0

Fund	<2014	2014	2015	2016	2017	2018	>2018	All Years
Preliminary Engineering - Managed by FDOT								
DS	\$26	\$0	\$0	\$0	\$0	\$0	\$0	\$26
ACIM	\$216,920	\$0	\$0	\$0	\$0	\$0	\$0	\$216,920
DIH	\$10,831	\$0	\$0	\$0	\$0	\$0	\$0	\$10,831
DDR	\$42	\$0	\$0	\$0	\$0	\$0	\$0	\$42
Preliminary Engineering Totals:	\$227,819	\$0	\$0	\$0	\$0	\$0	\$0	\$227,819
Construction - Managed by FDOT								
DS	\$5,282	\$0	\$0	\$0	\$0	\$0	\$0	\$5,282
IM	\$0	\$2,175,101	\$0	\$0	\$0	\$0	\$0	\$2,175,101
ACNP	\$0	\$266,129	\$0	\$0	\$0	\$0	\$0	\$266,129
Construction Totals:	\$5,282	\$2,441,230	\$0	\$0	\$0	\$0	\$0	\$2,446,512
Item 428966 1 Totals:	\$233,101	\$2,441,230	\$0	\$0	\$0	\$0	\$0	\$2,674,331

Item Number: 432579 1	Description: I-275 (SR 93) FROM S OF NORTH BLVD TO N COLUMBUS DR UNDRPSS	*SIS*
District: 07	County: HILLSBOROUGH	Type of Work: RIGID PAVEMENT REHABILITATION
Roadway ID: 10190000	Beginning Point: 6.115	Project Length: 1.528
LRTP: Page 9.3	Ending Point: 7.342	Lanes Existing /Improved/Added: 11/ 5/ 0

Fund	<2014	2014	2015	2016	2017	2018	>2018	All Years
Preliminary Engineering - Managed by FDOT								
ACNP	\$0	\$673,000	\$0	\$0	\$0	\$0	\$0	\$673,000
DIH	\$1,073	\$0	\$0	\$0	\$0	\$0	\$0	\$1,073
Preliminary Engineering Totals:	\$1,073	\$673,000	\$0	\$0	\$0	\$0	\$0	\$674,073
Construction - Managed by FDOT								
ACNP	\$0	\$0	\$0	\$2,200,612	\$0	\$0	\$0	\$2,200,612
Construction Totals:	\$0	\$0	\$0	\$2,200,612	\$0	\$0	\$0	\$2,200,612
Item 432579 1 Totals:	\$1,073	\$673,000	\$0	\$2,200,612	\$0	\$0	\$0	\$2,874,685

Item Number: 432607 1	Description: I-275 (SR 93) FM W OF NB/EB KENNEDY RMP TO E OF SR60/MEMORIAL HWY	*SIS*
District: 07	County: HILLSBOROUGH	Type of Work: RESURFACING
Roadway ID: 10190000	Beginning Point: 1.107	Project Length: 1.062
LRTP: Page 9.3	Ending Point: 2.169	Lanes Existing /Improved/Added: 7/ 2/ 0

Fund	<2014	2014	2015	2016	2017	2018	>2018	All Years
Preliminary Engineering - Managed by FDOT								
DIH	\$2,088	\$0	\$0	\$0	\$0	\$0	\$0	\$2,088
ACNP	\$0	\$369,000	\$0	\$0	\$0	\$0	\$0	\$369,000
Preliminary Engineering Totals:	\$2,088	\$369,000	\$0	\$0	\$0	\$0	\$0	\$371,088
Construction - Managed by FDOT								
ACNP	\$0	\$0	\$0	\$2,727,115	\$0	\$0	\$0	\$2,727,115
Construction Totals:	\$0	\$0	\$0	\$2,727,115	\$0	\$0	\$0	\$2,727,115
Item 432607 1 Totals:	\$2,088	\$369,000	\$0	\$2,727,115	\$0	\$0	\$0	\$3,098,203

Item Number: 258415 1	Description: I-4/SELMON EXPRESSWY FROM S OF SELMON EXPRSSWY TO I-4	*SIS*
District: 07	County: HILLSBOROUGH	Type of Work: INTERCHANGE (NEW)
Roadway ID: 10190000	Beginning Point: 8.49	Project Length: 2.207
L RTP: H825	Ending Point: 9.403	Lanes Existing /Improved/Added: 8/ 0/ 0

Fund	<2014	2014	2015	2016	2017	2018	>2018	All Years
Preliminary Engineering - Managed by FDOT								
PKYI	\$145,792	\$0	\$0	\$0	\$0	\$0	\$0	\$145,792
TIMP	\$4,291,459	\$0	\$0	\$0	\$0	\$0	\$0	\$4,291,459
NH	\$192,973	\$0	\$0	\$0	\$0	\$0	\$0	\$192,973
DIH	\$533,205	\$0	\$0	\$0	\$0	\$0	\$0	\$533,205
EB	\$4,037,177	\$0	\$0	\$0	\$0	\$0	\$0	\$4,037,177
NHAC	\$18,707,438	\$0	\$0	\$0	\$0	\$0	\$0	\$18,707,438
PKYI	\$295,364	\$0	\$0	\$0	\$0	\$0	\$0	\$295,364
DDR	\$33	\$0	\$0	\$0	\$0	\$0	\$0	\$33
DS	\$111,433	\$0	\$0	\$0	\$0	\$0	\$0	\$111,433
LF	\$2,791,351	\$0	\$0	\$0	\$0	\$0	\$0	\$2,791,351
HPP	\$6,362,812	\$0	\$0	\$0	\$0	\$0	\$0	\$6,362,812
LFP	\$24,687	\$0	\$0	\$0	\$0	\$0	\$0	\$24,687
CIGP	\$4,025,312	\$0	\$0	\$0	\$0	\$0	\$0	\$4,025,312
DIS	\$6,050,876	\$0	\$0	\$0	\$0	\$0	\$0	\$6,050,876
Preliminary Engineering Totals:	\$47,569,912	\$0	\$0	\$0	\$0	\$0	\$0	\$47,569,912
Railroad and Utilities - Managed by FDOT								
EBNH	\$1,198,086	\$0	\$0	\$0	\$0	\$0	\$0	\$1,198,086
NH	\$2,984,699	\$0	\$0	\$0	\$0	\$0	\$0	\$2,984,699
NHAC	\$3,669,990	\$0	\$0	\$0	\$0	\$0	\$0	\$3,669,990
DDR	\$2,425,000	\$0	\$0	\$0	\$0	\$0	\$0	\$2,425,000
DS	\$372,899	\$0	\$0	\$0	\$0	\$0	\$0	\$372,899
DSB1	\$1,314,527	\$0	\$0	\$0	\$0	\$0	\$0	\$1,314,527
DSB1	\$2,686,016	\$0	\$0	\$0	\$0	\$0	\$0	\$2,686,016
DS	\$1,388,076	\$0	\$0	\$0	\$0	\$0	\$0	\$1,388,076
DDR	\$3,364,093	\$0	\$0	\$0	\$0	\$0	\$0	\$3,364,093
Railroad and Utilities Totals:	\$19,403,386	\$0	\$0	\$0	\$0	\$0	\$0	\$19,403,386
Right of Way - Managed by FDOT								
LF	\$2,153,846	\$0	\$0	\$0	\$0	\$0	\$0	\$2,153,846
DSB1	\$4,956,939	\$0	\$0	\$0	\$0	\$0	\$0	\$4,956,939
BRRP	\$25,618	\$0	\$0	\$0	\$0	\$0	\$0	\$25,618
NHAC	\$15,921,258	\$0	\$0	\$0	\$0	\$0	\$0	\$15,921,258
DSB1	\$2,932,456	\$0	\$0	\$0	\$0	\$0	\$0	\$2,932,456
DS	\$53,710	\$0	\$0	\$0	\$0	\$0	\$0	\$53,710

BNDS	\$525,582	\$0	\$0	\$0	\$0	\$0	\$0	\$525,582
NCPD	\$1,825,999	\$0	\$0	\$0	\$0	\$0	\$0	\$1,825,999
BNIR	\$25,144,567	\$0	\$0	\$0	\$0	\$0	\$0	\$25,144,567
Right of Way Totals:	\$53,539,975	\$0	\$0	\$0	\$0	\$0	\$0	\$53,539,975
Construction - Managed by FDOT								
DC	\$2,056	\$0	\$0	\$0	\$0	\$0	\$0	\$2,056
DDR	\$349,988	\$0	\$0	\$0	\$0	\$0	\$0	\$349,988
DIH	\$1,286,139	\$0	\$0	\$0	\$0	\$0	\$0	\$1,286,139
DS	\$625,571	\$0	\$0	\$0	\$0	\$0	\$0	\$625,571
LF	\$830,000	\$0	\$0	\$0	\$0	\$0	\$0	\$830,000
DDR	\$5,661,450	\$0	\$0	\$0	\$0	\$0	\$0	\$5,661,450
DS	\$6,231	\$0	\$0	\$0	\$0	\$0	\$0	\$6,231
DDR	\$11,820,720	\$0	\$0	\$0	\$0	\$0	\$0	\$11,820,720
LFP	\$20,173,085	\$0	\$0	\$0	\$0	\$0	\$0	\$20,173,085
S112	\$841,500	\$0	\$0	\$0	\$0	\$0	\$0	\$841,500
FSSU	\$28,804,102	\$0	\$0	\$0	\$0	\$0	\$0	\$28,804,102
FSF1	\$76,229,747	\$0	\$0	\$0	\$0	\$0	\$0	\$76,229,747
NHPP	\$0	\$4,124,000	\$0	\$0	\$0	\$0	\$0	\$4,124,000
NH	\$24,359,629	\$0	\$0	\$0	\$0	\$0	\$0	\$24,359,629
DI	\$4,733,031	\$0	\$0	\$0	\$0	\$0	\$0	\$4,733,031
ACSA	\$1,102,000	\$0	\$0	\$0	\$0	\$0	\$0	\$1,102,000
HPP	\$143,057	\$0	\$0	\$0	\$0	\$0	\$0	\$143,057
NHAC	\$133,954,345	\$63,570,026	\$0	\$0	\$0	\$0	\$0	\$197,524,371
EBNH	\$180,000	\$0	\$0	\$0	\$0	\$0	\$0	\$180,000
PKBD	\$80,000,001	\$0	\$0	\$0	\$0	\$0	\$0	\$80,000,001
EB	\$863,000	\$0	\$0	\$0	\$0	\$0	\$0	\$863,000
HPP	\$1,533,214	\$0	\$0	\$0	\$0	\$0	\$0	\$1,533,214
TIMP	\$2,051,515	\$0	\$0	\$0	\$0	\$0	\$0	\$2,051,515
PKYI	\$5,162,392	\$0	\$0	\$0	\$0	\$0	\$0	\$5,162,392
NCPD	\$1	\$0	\$0	\$0	\$0	\$0	\$0	\$1
S117	\$256,780	\$0	\$0	\$0	\$0	\$0	\$0	\$256,780
Construction Totals:	\$400,969,554	\$67,694,026	\$0	\$0	\$0	\$0	\$0	\$468,663,580
Grants and Miscellaneous - Managed by FDOT								
DI	\$650,277	\$0	\$0	\$0	\$0	\$0	\$0	\$650,277
NHAC	\$16,729,409	\$0	\$0	\$0	\$0	\$0	\$0	\$16,729,409
DSB1	\$731,320	\$0	\$0	\$0	\$0	\$0	\$0	\$731,320
DSB1	\$1,555,678	\$0	\$0	\$0	\$0	\$0	\$0	\$1,555,678
DI	\$3,398,558	\$0	\$0	\$0	\$0	\$0	\$0	\$3,398,558
DDR	\$206,500	\$0	\$0	\$0	\$0	\$0	\$0	\$206,500
NHAC	\$262,581	\$0	\$0	\$0	\$0	\$0	\$0	\$262,581
DS	\$550,711	\$0	\$0	\$0	\$0	\$0	\$0	\$550,711

ACNP	\$7,534,501	\$650,000	\$0	\$0	\$0	\$0	\$0	\$8,184,501
Grants and Miscellaneous Totals:	\$31,619,535	\$650,000	\$0	\$0	\$0	\$0	\$0	\$32,269,535
Item 258415 1 Totals:	\$553,102,362	\$68,344,026	\$0	\$0	\$0	\$0	\$0	\$621,446,388

Item Number: 258415 2	Description: I-4/SELMON EXPRESSWY FROM 7TH AVE TO I-4	*SIS*
District: 07	County: HILLSBOROUGH	Type of Work: INTERCHANGE (NEW)
Roadway ID: 10190000	Beginning Point: 8.49	Project Length: 0.913
LRTP: H825	Ending Point: 9.403	Lanes Existing /Improved/Added: 8/ 0/ 0

Fund	<2014	2014	2015	2016	2017	2018	>2018	All Years
Preliminary Engineering - Managed by FDOT								
HPP	\$60,002	\$0	\$0	\$0	\$0	\$0	\$0	\$60,002
DIS	\$5,030,701	\$0	\$0	\$0	\$0	\$0	\$0	\$5,030,701
S115	\$2,000,000	\$0	\$0	\$0	\$0	\$0	\$0	\$2,000,000
S117	\$2,459,820	\$0	\$0	\$0	\$0	\$0	\$0	\$2,459,820
DS	\$103,120	\$0	\$0	\$0	\$0	\$0	\$0	\$103,120
NHAC	\$7,765,055	\$0	\$0	\$0	\$0	\$0	\$0	\$7,765,055
Preliminary Engineering Totals:	\$17,418,698	\$0	\$0	\$0	\$0	\$0	\$0	\$17,418,698
Railroad and Utilities - Managed by FDOT								
NHAC	\$125,000	\$0	\$0	\$0	\$0	\$0	\$0	\$125,000
DSB1	\$91,241	\$0	\$0	\$0	\$0	\$0	\$0	\$91,241
DS	\$471,021	\$0	\$0	\$0	\$0	\$0	\$0	\$471,021
Railroad and Utilities Totals:	\$687,262	\$0	\$0	\$0	\$0	\$0	\$0	\$687,262
Right of Way - Managed by FDOT								
DSB1	\$7,319,180	\$0	\$0	\$0	\$0	\$0	\$0	\$7,319,180
DIH	\$10,096	\$0	\$0	\$0	\$0	\$0	\$0	\$10,096
Right of Way Totals:	\$7,329,276	\$0	\$0	\$0	\$0	\$0	\$0	\$7,329,276
Construction - Managed by FDOT								
DIS	\$1	\$0	\$0	\$0	\$0	\$0	\$0	\$1
DS	\$9,136	\$0	\$0	\$0	\$0	\$0	\$0	\$9,136
Construction Totals:	\$9,137	\$0	\$0	\$0	\$0	\$0	\$0	\$9,137
Grants and Miscellaneous - Managed by FDOT								
NHAC	\$2,446,124	\$0	\$0	\$0	\$0	\$0	\$0	\$2,446,124
ACNP	\$0	\$100,000	\$0	\$0	\$0	\$0	\$0	\$100,000
DI	\$101,956	\$0	\$0	\$0	\$0	\$0	\$0	\$101,956
Grants and Miscellaneous Totals:	\$2,548,080	\$100,000	\$0	\$0	\$0	\$0	\$0	\$2,648,080
Item 258415 2 Totals:	\$27,992,453	\$100,000	\$0	\$0	\$0	\$0	\$0	\$28,092,453

Item Number: 410909 6	Description: I-75 (SR 93A) FROM MANATEE/HILLS CO/L TO PROGRESS/BLOOMINGDALE	*SIS*
District: 07	County: HILLSBOROUGH	Type of Work: ITS FREEWAY MANAGEMENT
Roadway ID: 10075000	Beginning Point: 0	Project Length: 19.425
L RTP: ITS85	Ending Point: 19.425	Lanes Existing /Improved/Added: 6/ 0/ 0

Fund	<2014	2014	2015	2016	2017	2018	>2018	All Years
Preliminary Engineering - Managed by FDOT								
DS	\$20,116	\$0	\$0	\$0	\$0	\$0	\$0	\$20,116
DIH	\$24,051	\$0	\$0	\$0	\$0	\$0	\$0	\$24,051
DDR	\$1,638	\$0	\$0	\$0	\$0	\$0	\$0	\$1,638
Preliminary Engineering Totals:	\$45,805	\$0	\$0	\$0	\$0	\$0	\$0	\$45,805
Construction - Managed by FDOT								
DITS	\$0	\$1,417,343	\$0	\$0	\$0	\$0	\$0	\$1,417,343
DIH	\$0	\$11,067	\$0	\$0	\$0	\$0	\$0	\$11,067
Construction Totals:	\$0	\$1,428,410	\$0	\$0	\$0	\$0	\$0	\$1,428,410
Grants and Miscellaneous - Managed by FDOT								
DDR	\$3,403	\$0	\$0	\$0	\$0	\$0	\$0	\$3,403
Grants and Miscellaneous Totals:	\$3,403	\$0	\$0	\$0	\$0	\$0	\$0	\$3,403
Item 410909 6 Totals:	\$49,208	\$1,428,410	\$0	\$0	\$0	\$0	\$0	\$1,477,618

Item Number: 428953 1	Description: I-75 (SR 93A) FM WB SR60 ENTRANCE RAMP TO S OF CSX/BROADWAY AVE	*SIS*
District: 07	County: HILLSBOROUGH	Type of Work: INTERCHANGE IMPROVEMENT
Roadway ID: 10075000	Beginning Point: 22.843	Project Length: 1.666
L RTP: Policy 3.3D	Ending Point: 24.509	Lanes Existing /Improved/Added: 3/ 3/ 0

Fund	<2014	2014	2015	2016	2017	2018	>2018	All Years
Preliminary Engineering - Managed by FDOT								
ACNP	\$0	\$0	\$2,194,000	\$0	\$0	\$0	\$0	\$2,194,000
DIH	\$0	\$1,000	\$0	\$0	\$0	\$0	\$0	\$1,000
Preliminary Engineering Totals:	\$0	\$1,000	\$2,194,000	\$0	\$0	\$0	\$0	\$2,195,000
Item 428953 1 Totals:	\$0	\$1,000	\$2,194,000	\$0	\$0	\$0	\$0	\$2,195,000

Item Number: 428956 1	Description: I-75 (SR 93A) FM S OF SELMON EXP OVRPSS TO N OF SR 60	*SIS*
District: 07	County: HILLSBOROUGH	Type of Work: INTERCHANGE IMPROVEMENT
Roadway ID: 10075000	Beginning Point: 21.858	Project Length: 1.34
LRTP: Policy 3.3D	Ending Point: 23.198	Lanes Existing /Improved/Added: 3/ 3/ 0

Fund	<2014	2014	2015	2016	2017	2018	>2018	All Years
Preliminary Engineering - Managed by FDOT								
DDR	\$0	\$0	\$1,368,000	\$0	\$0	\$0	\$0	\$1,368,000
DIH	\$1,000	\$0	\$0	\$0	\$0	\$0	\$0	\$1,000
Preliminary Engineering Totals:	\$1,000	\$0	\$1,368,000	\$0	\$0	\$0	\$0	\$1,369,000
Item 428956 1 Totals:	\$1,000	\$0	\$1,368,000	\$0	\$0	\$0	\$0	\$1,369,000

Item Number: 429251 1	Description: I-75 (SR 93A) FM S OF CSX/BROADWAY AVE TO EB/WB I-4 EXIT RAMP	*SIS*
District: 07	County: HILLSBOROUGH	Type of Work: INTERCHANGE - ADD LANES
Roadway ID: 10075000	Beginning Point: 24.39	Project Length: 2.336
LRTP: H840	Ending Point: 26.726	Lanes Existing /Improved/Added: 6/ 0/ 3

Fund	<2014	2014	2015	2016	2017	2018	>2018	All Years
Preliminary Engineering - Managed by FDOT								
DDR	\$0	\$0	\$2,325,000	\$0	\$0	\$0	\$0	\$2,325,000
DIH	\$1,000	\$0	\$0	\$0	\$0	\$0	\$0	\$1,000
Preliminary Engineering Totals:	\$1,000	\$0	\$2,325,000	\$0	\$0	\$0	\$0	\$2,326,000
Item 429251 1 Totals:	\$1,000	\$0	\$2,325,000	\$0	\$0	\$0	\$0	\$2,326,000

Item Number: 432271 1	Description: I-75 (SR 93A) NB/SB FR OVER ALAFIA RIVER TO BRIDGE # 100358/359	*SIS*
District: 07	County: HILLSBOROUGH	Type of Work: BRIDGE-REPAIR/REHABILITATION
Roadway ID: 10075000	Beginning Point: 16.784	Project Length: 0.307
LRTP: Page 9.3	Ending Point: 17.091	Lanes Existing /Improved/Added: 4/ 4/ 0

Fund	<2014	2014	2015	2016	2017	2018	>2018	All Years
Preliminary Engineering - Managed by FDOT								
DIH	\$0	\$1,000	\$0	\$0	\$0	\$0	\$0	\$1,000
BRRP	\$0	\$0	\$500,000	\$0	\$0	\$0	\$0	\$500,000
Preliminary Engineering Totals:	\$0	\$1,000	\$500,000	\$0	\$0	\$0	\$0	\$501,000
Construction - Managed by FDOT								
DIH	\$0	\$0	\$0	\$0	\$828,635	\$0	\$0	\$828,635
BRRP	\$0	\$0	\$0	\$0	\$9,416,299	\$0	\$0	\$9,416,299
Construction Totals:	\$0	\$0	\$0	\$0	\$10,244,934	\$0	\$0	\$10,244,934
Item 432271 1 Totals:	\$0	\$1,000	\$500,000	\$0	\$10,244,934	\$0	\$0	\$10,745,934

Item Number: 428955 1	Description: I-75 (SR93A)& SR 60 FM S OF SR60 @ SLIP RMP TO N OF SR 60 AT CSX BRG	*SIS*
District: 07	County: HILLSBOROUGH	Type of Work: INTERCHANGE IMPROVEMENT
Roadway ID: 10075000	Beginning Point: 22.38	Project Length: 1.557
LRTP: Policy 3.3D	Ending Point: 23.599	Lanes Existing /Improved/Added: 6/ 0/ 2

Fund	<2014	2014	2015	2016	2017	2018	>2018	All Years
Preliminary Engineering - Managed by FDOT								
DDR	\$0	\$0	\$0	\$1,275,000	\$0	\$0	\$0	\$1,275,000
DIH	\$0	\$0	\$1,000	\$0	\$0	\$0	\$0	\$1,000
Preliminary Engineering Totals:	\$0	\$0	\$1,000	\$1,275,000	\$0	\$0	\$0	\$1,276,000
Item 428955 1 Totals:	\$0	\$0	\$1,000	\$1,275,000	\$0	\$0	\$0	\$1,276,000

Item Number: 428954 1		Description: I75(SR93A)NB ON-RAMP FROM EB/WB I-4 TO SOUTH OF BYPASS CANAL						*SIS*
District: 07		County: HILLSBOROUGH			Type of Work: INTERCHANGE IMPROVEMENT			
Roadway ID: 10075000		Beginning Point: 27.086			Project Length: 1.677			
LRTP: H840		Ending Point: 28.763			Lanes Existing /Improved/Added: 6/ 3/ 0			
Fund	<2014	2014	2015	2016	2017	2018	>2018	All Years
Preliminary Engineering - Managed by FDOT								
DIH	\$0	\$1,000	\$0	\$0	\$0	\$0	\$0	\$1,000
DDR	\$0	\$0	\$1,980,000	\$0	\$0	\$0	\$0	\$1,980,000
Preliminary Engineering Totals:	\$0	\$1,000	\$1,980,000	\$0	\$0	\$0	\$0	\$1,981,000
Construction - Managed by FDOT								
ACNP	\$0	\$0	\$0	\$0	\$0	\$0	\$19,741,533	\$19,741,533
Construction Totals:	\$0	\$0	\$0	\$0	\$0	\$0	\$19,741,533	\$19,741,533
Item 428954 1 Totals:	\$0	\$1,000	\$1,980,000	\$0	\$0	\$0	\$19,741,533	\$21,722,533

Item Number: 428957 1		Description: I75(SR93A)SB OFF-RMP FROM S OF BYPASS CANAL TO EB/WB I-4						*SIS*
District: 07		County: HILLSBOROUGH			Type of Work: INTERCHANGE IMPROVEMENT			
Roadway ID: 10075000		Beginning Point: 27.171			Project Length: 1.866			
LRTP: H840		Ending Point: 29.037			Lanes Existing /Improved/Added: 6/ 0/ 1			
Fund	<2014	2014	2015	2016	2017	2018	>2018	All Years
Preliminary Engineering - Managed by FDOT								
DDR	\$0	\$0	\$1,482,000	\$0	\$0	\$0	\$0	\$1,482,000
DIH	\$0	\$1,000	\$0	\$0	\$0	\$0	\$0	\$1,000
Preliminary Engineering Totals:	\$0	\$1,000	\$1,482,000	\$0	\$0	\$0	\$0	\$1,483,000
Construction - Managed by FDOT								
ACNP	\$0	\$0	\$0	\$0	\$0	\$0	\$14,985,785	\$14,985,785
Construction Totals:	\$0	\$0	\$0	\$0	\$0	\$0	\$14,985,785	\$14,985,785
Item 428957 1 Totals:	\$0	\$1,000	\$1,482,000	\$0	\$0	\$0	\$14,985,785	\$16,468,785

Item Number: 430705 1	Description: I75(SR93A)OVER CR574 & CSX RR FROM WOODBERRY TO MARTIN LUTHER KING BLV	*SIS*
District: 07	County: HILLSBOROUGH	Type of Work: BRIDGE-REPAIR/REHABILITATION
Roadway ID: 10075000	Beginning Point: 25.076	Project Length: 0.071
L RTP: Page 9.3	Ending Point: 25.147	Lanes Existing /Improved/Added: 3/ 3/ 0

Fund	<2014	2014	2015	2016	2017	2018	>2018	All Years
Preliminary Engineering - Managed by FDOT								
BRRP	\$0	\$184,000	\$0	\$0	\$0	\$0	\$0	\$184,000
DIH	\$1,000	\$0	\$0	\$0	\$0	\$0	\$0	\$1,000
Preliminary Engineering Totals:	\$1,000	\$184,000	\$0	\$0	\$0	\$0	\$0	\$185,000
Railroad and Utilities - Managed by FDOT								
BRRP	\$0	\$0	\$75,000	\$0	\$0	\$0	\$0	\$75,000
Railroad and Utilities Totals:	\$0	\$0	\$75,000	\$0	\$0	\$0	\$0	\$75,000
Construction - Managed by FDOT								
BRRP	\$0	\$0	\$2,104,409	\$0	\$0	\$0	\$0	\$2,104,409
DIH	\$0	\$0	\$93,135	\$0	\$0	\$0	\$0	\$93,135
Construction Totals:	\$0	\$0	\$2,197,544	\$0	\$0	\$0	\$0	\$2,197,544
Item 430705 1 Totals:	\$1,000	\$184,000	\$2,272,544	\$0	\$0	\$0	\$0	\$2,457,544

Item Number: 430706 1	Description: LONG BRIDGE REPAIR HILLSBOROUGH COUNTY VARIOUS LOCATIONS	*SIS*
District: 07	County: HILLSBOROUGH	Type of Work: BRIDGE-REPAIR/REHABILITATION
Roadway ID: 10130001	Beginning Point: 0	Project Length: 3.419
L RTP: Page 9.3	Ending Point: 2.802	Lanes Existing /Improved/Added: 4/ 4/ 0

Fund	<2014	2014	2015	2016	2017	2018	>2018	All Years
Preliminary Engineering - Managed by FDOT								
BRRP	\$0	\$0	\$137,000	\$0	\$0	\$0	\$0	\$137,000
Preliminary Engineering Totals:	\$0	\$0	\$137,000	\$0	\$0	\$0	\$0	\$137,000
Construction - Managed by FDOT								
BRRP	\$0	\$0	\$0	\$1,648,046	\$0	\$0	\$0	\$1,648,046
DIH	\$0	\$0	\$0	\$115,598	\$0	\$0	\$0	\$115,598
Construction Totals:	\$0	\$0	\$0	\$1,763,644	\$0	\$0	\$0	\$1,763,644
Item 430706 1 Totals:	\$0	\$0	\$137,000	\$1,763,644	\$0	\$0	\$0	\$1,900,644

Item Number: 433584 1		Description: MARTIME BOULEVARD FROM SHORELINE DRIVE TO GATX DRIVE						*NON-SIS*	
District: 07		County: HILLSBOROUGH			Type of Work: ROAD RECONSTRUCTION - 2 LANE				
Roadway ID:		Beginning Point: 0			Project Length: 0				
LRTP: Policy 3.4C		Ending Point: 0			Lanes Existing /Improved/Added: 0/ 0/ 0				
Fund	<2014	2014	2015	2016	2017	2018	>2018	All Years	
Construction - Responsible Agency Not Available									
CIGP	\$0	\$0	\$900,000	\$0	\$0	\$0	\$0	\$900,000	
LFP	\$0	\$0	\$900,000	\$0	\$0	\$0	\$0	\$900,000	
Construction Totals:	\$0	\$0	\$1,800,000	\$0	\$0	\$0	\$0	\$1,800,000	
Item 433584 1 Totals:	\$0	\$0	\$1,800,000	\$0	\$0	\$0	\$0	\$1,800,000	

Item Number: 433585 1		Description: MARITIME BOULEVARD FROM SOC ENTRANCE GATE TO SHORELINE DRIVE						*NON-SIS*	
District: 07		County: HILLSBOROUGH			Type of Work: ROAD RECONSTRUCTION - 2 LANE				
Roadway ID:		Beginning Point: 0			Project Length: 0				
LRTP: Policy 3.4C		Ending Point: 0			Lanes Existing /Improved/Added: 0/ 0/ 0				
Fund	<2014	2014	2015	2016	2017	2018	>2018	All Years	
Construction - Responsible Agency Not Available									
LFP	\$0	\$0	\$0	\$850,000	\$0	\$0	\$0	\$850,000	
CIGP	\$0	\$0	\$0	\$850,000	\$0	\$0	\$0	\$850,000	
Construction Totals:	\$0	\$0	\$0	\$1,700,000	\$0	\$0	\$0	\$1,700,000	
Item 433585 1 Totals:	\$0	\$0	\$0	\$1,700,000	\$0	\$0	\$0	\$1,700,000	

Item Number: 432716 1		Description: PALM AVENUE FROM NORTH BOULEVARD TO NEBRASKA AVENUE						*NON-SIS*	
District: 07		County: HILLSBOROUGH			Type of Work: BIKE LANE/SIDEWALK				
Roadway ID: 10000077		Beginning Point: 0			Project Length: 1.008				
LRTP: ORB1		Ending Point: 1.008			Lanes Existing /Improved/Added: 4/ 0/ 0				
Fund	<2014	2014	2015	2016	2017	2018	>2018	All Years	
Preliminary Engineering - Managed by CITY OF TAMPA									
TALU	\$151,000	\$0	\$0	\$0	\$0	\$0	\$0	\$151,000	
Preliminary Engineering Totals:	\$151,000	\$0	\$0	\$0	\$0	\$0	\$0	\$151,000	
Construction - Managed by CITY OF TAMPA									
TALT	\$0	\$0	\$0	\$0	\$0	\$624,150	\$0	\$624,150	
Construction Totals:	\$0	\$0	\$0	\$0	\$0	\$624,150	\$0	\$624,150	
Item 432716 1 Totals:	\$151,000	\$0	\$0	\$0	\$0	\$624,150	\$0	\$775,150	

Item Number: **433088 1** Description: PARSONS AVE IN BRANDON @ NGCN: 624456M *NON-SIS*
 District: 07 County: HILLSBOROUGH Type of Work: RAIL SAFETY PROJECT
 Roadway ID: 10506000 Beginning Point: 0.464 Project Length: 0.001
 LRTP: **Policy 5.1A** Ending Point: 0.465 Lanes Existing /Improved/Added: 4/ 4/ 0

Fund	<2014	2014	2015	2016	2017	2018	>2018	All Years
Railroad and Utilities - Managed by FDOT								
RHH	\$0	\$117,326	\$0	\$0	\$0	\$0	\$0	\$117,326
Railroad and Utilities Totals:	\$0	\$117,326	\$0	\$0	\$0	\$0	\$0	\$117,326
Item 433088 1 Totals:	\$0	\$117,326	\$0	\$0	\$0	\$0	\$0	\$117,326

Item Number: **433583 1** Description: PORT OF TAMPA R/R CROSSING IMPROVEMENTS HOOKERS POINT PENINSULA *NON-SIS*
 District: 07 County: HILLSBOROUGH Type of Work: RAILROAD CROSSING
 Roadway ID: Beginning Point: 0 Project Length: 0
 LRTP: **Policy 3.4C** Ending Point: 0 Lanes Existing /Improved/Added: 0/ 0/ 0

Fund	<2014	2014	2015	2016	2017	2018	>2018	All Years
Construction - Responsible Agency Not Available								
CIGP	\$0	\$750,000	\$0	\$0	\$0	\$0	\$0	\$750,000
LFP	\$0	\$750,000	\$0	\$0	\$0	\$0	\$0	\$750,000
Construction Totals:	\$0	\$1,500,000	\$0	\$0	\$0	\$0	\$0	\$1,500,000
Item 433583 1 Totals:	\$0	\$1,500,000	\$0	\$0	\$0	\$0	\$0	\$1,500,000

Item Number: **422931 1** Description: SELMON CROSSTOWN ASSIGNED MAINTENANCE & AC TIVITIES *NON-SIS*
 District: 07 County: HILLSBOROUGH Type of Work: ROUTINE MAINTENANCE
 Roadway ID: Beginning Point: 0 Project Length: 0
 LRTP: **Page 9.3** Ending Point: 0 Lanes Existing /Improved/Added: 0/ 0/ 0

Fund	<2014	2014	2015	2016	2017	2018	>2018	All Years
Grants and Miscellaneous - Responsible Agency Not Available								
TM06	\$10,545,351	\$1,398,378	\$1,398,378	\$1,398,378	\$1,398,378	\$1,398,378	\$0	\$17,537,241
TO06	\$2,830,486	\$0	\$0	\$0	\$0	\$0	\$0	\$2,830,486
Grants and Miscellaneous Totals:	\$13,375,837	\$1,398,378	\$1,398,378	\$1,398,378	\$1,398,378	\$1,398,378	\$0	\$20,367,727
Item 422931 1 Totals:	\$13,375,837	\$1,398,378	\$1,398,378	\$1,398,378	\$1,398,378	\$1,398,378	\$0	\$20,367,727

Item Number: 433101 1	Description: SHELTON RD IN TAMPA @ NGCN: 626848V	*NON-SIS*
District: 07	County: HILLSBOROUGH	Type of Work: RAIL SAFETY PROJECT
Roadway ID: 10670000	Beginning Point: 2.97	Project Length: 0.001
LRTP: Policy 5.1A	Ending Point: 2.971	Lanes Existing /Improved/Added: 4/ 4/ 0

Fund	<2014	2014	2015	2016	2017	2018	>2018	All Years
Railroad and Utilities - Managed by FDOT								
RHH	\$0	\$31,596	\$0	\$0	\$0	\$0	\$0	\$31,596
Railroad and Utilities Totals:	\$0	\$31,596	\$0	\$0	\$0	\$0	\$0	\$31,596
Item 433101 1 Totals:	\$0	\$31,596	\$0	\$0	\$0	\$0	\$0	\$31,596

Item Number: 428961 1	Description: SR 39/JAMES L REDMAN FROM SR 60(HOPEWELL RD) TO N OF CHARLIE GRIFFIN	*NON-SIS*
District: 07	County: HILLSBOROUGH	Type of Work: RESURFACING
Roadway ID: 10070000	Beginning Point: 0	Project Length: 3.085
LRTP: Page 9.3	Ending Point: 3.085	Lanes Existing /Improved/Added: 4/ 4/ 0

Fund	<2014	2014	2015	2016	2017	2018	>2018	All Years
Preliminary Engineering - Managed by FDOT								
DS	\$1,515	\$0	\$0	\$0	\$0	\$0	\$0	\$1,515
DDR	\$1,269,531	\$0	\$0	\$0	\$0	\$0	\$0	\$1,269,531
DIH	\$41,295	\$0	\$0	\$0	\$0	\$0	\$0	\$41,295
Preliminary Engineering Totals:	\$1,312,341	\$0	\$0	\$0	\$0	\$0	\$0	\$1,312,341
Construction - Managed by FDOT								
DS	\$76	\$0	\$0	\$0	\$0	\$0	\$0	\$76
DIH	\$0	\$269,228	\$0	\$0	\$0	\$0	\$0	\$269,228
DDR	\$0	\$421,987	\$0	\$0	\$0	\$0	\$0	\$421,987
SA	\$0	\$5,468,941	\$0	\$0	\$0	\$0	\$0	\$5,468,941
Construction Totals:	\$76	\$6,160,156	\$0	\$0	\$0	\$0	\$0	\$6,160,232
Grants and Miscellaneous - Managed by FDOT								
DDR	\$45,314	\$0	\$0	\$0	\$0	\$0	\$0	\$45,314
Grants and Miscellaneous Totals:	\$45,314	\$0	\$0	\$0	\$0	\$0	\$0	\$45,314
Item 428961 1 Totals:	\$1,357,731	\$6,160,156	\$0	\$0	\$0	\$0	\$0	\$7,517,887

Item Number: 425503 1	Description: SR 566 /THONOTOSASSA FROM W BAKER ST TO N OF I-4	*NON-SIS*
District: 07	County: HILLSBOROUGH	Type of Work: RESURFACING
Roadway ID: 10030001	Beginning Point: 0	Project Length: 0.925
L RTP: Page 9.3	Ending Point: 0.925	Lanes Existing /Improved/Added: 2/ 2/ 0

Fund	<2014	2014	2015	2016	2017	2018	>2018	All Years
Preliminary Engineering - Managed by FDOT								
DDR	\$739,023	\$0	\$0	\$0	\$0	\$0	\$0	\$739,023
DIH	\$26,663	\$0	\$0	\$0	\$0	\$0	\$0	\$26,663
DS	\$8,095	\$0	\$0	\$0	\$0	\$0	\$0	\$8,095
Preliminary Engineering Totals:	\$773,781	\$0	\$0	\$0	\$0	\$0	\$0	\$773,781
Construction - Managed by FDOT								
DS	\$143	\$0	\$0	\$1,414,031	\$0	\$0	\$0	\$1,414,174
DIH	\$0	\$0	\$0	\$110,578	\$0	\$0	\$0	\$110,578
Construction Totals:	\$143	\$0	\$0	\$1,524,609	\$0	\$0	\$0	\$1,524,752
Grants and Miscellaneous - Managed by FDOT								
DS	\$10,668	\$0	\$0	\$0	\$0	\$0	\$0	\$10,668
Grants and Miscellaneous Totals:	\$10,668	\$0	\$0	\$0	\$0	\$0	\$0	\$10,668
Item 425503 1 Totals:	\$784,592	\$0	\$0	\$1,524,609	\$0	\$0	\$0	\$2,309,201

Item Number: 429061 1	Description: SR 569/39TH/40TH ST FROM SR 60/E ADAMO DR TO S OF E 15TH AVE	*NON-SIS*
District: 07	County: HILLSBOROUGH	Type of Work: RESURFACING
Roadway ID: 10005000	Beginning Point: 0	Project Length: 0.777
L RTP: Page 9.3	Ending Point: 0.777	Lanes Existing /Improved/Added: 6/ 6/ 0

Fund	<2014	2014	2015	2016	2017	2018	>2018	All Years
Preliminary Engineering - Managed by FDOT								
DDR	\$368,708	\$0	\$0	\$0	\$0	\$0	\$0	\$368,708
DS	\$7,047	\$0	\$0	\$0	\$0	\$0	\$0	\$7,047
DIH	\$11,746	\$0	\$0	\$0	\$0	\$0	\$0	\$11,746
Preliminary Engineering Totals:	\$387,501	\$0	\$0	\$0	\$0	\$0	\$0	\$387,501
Construction - Managed by FDOT								
DIH	\$0	\$0	\$7,427	\$0	\$0	\$0	\$0	\$7,427
HSP	\$0	\$0	\$316,284	\$0	\$0	\$0	\$0	\$316,284
DDR	\$0	\$0	\$1,405,295	\$0	\$0	\$0	\$0	\$1,405,295
Construction Totals:	\$0	\$0	\$1,729,006	\$0	\$0	\$0	\$0	\$1,729,006
Item 429061 1 Totals:	\$387,501	\$0	\$1,729,006	\$0	\$0	\$0	\$0	\$2,116,507

Item Number: 429059 1	Description: SR 574 (E MLK BLVD) FROM 42ND ST TO E OF I-4	*NON-SIS*
District: 07	County: HILLSBOROUGH	Type of Work: RESURFACING
Roadway ID: 10340000	Beginning Point: 5.673	Project Length: 1.922
LRTP: Page 9.3	Ending Point: 7.595	Lanes Existing /Improved/Added: 6/ 6/ 0

Fund	<2014	2014	2015	2016	2017	2018	>2018	All Years
Preliminary Engineering - Managed by FDOT								
DS	\$764,777	\$0	\$0	\$0	\$0	\$0	\$0	\$764,777
DIH	\$13,364	\$0	\$0	\$0	\$0	\$0	\$0	\$13,364
DDR	\$340	\$0	\$0	\$0	\$0	\$0	\$0	\$340
Preliminary Engineering Totals:	\$778,481	\$0	\$0	\$0	\$0	\$0	\$0	\$778,481
Construction - Managed by FDOT								
DIH	\$0	\$0	\$74,270	\$0	\$0	\$0	\$0	\$74,270
DDR	\$0	\$0	\$2,281,521	\$0	\$0	\$0	\$0	\$2,281,521
Construction Totals:	\$0	\$0	\$2,355,791	\$0	\$0	\$0	\$0	\$2,355,791
Item 429059 1 Totals:	\$778,481	\$0	\$2,355,791	\$0	\$0	\$0	\$0	\$3,134,272

Item Number: 255893 3	Description: SR 574 (MLK BLVD) FROM E OF PARSONS AVE TO E OF KINGSWAY RD	*NON-SIS*
District: 07	County: HILLSBOROUGH	Type of Work: ADD LANES & RECONSTRUCT
Roadway ID: 10090000	Beginning Point: 5.14	Project Length: 0.8
L RTP: H1680	Ending Point: 5.94	Lanes Existing /Improved/Added: 2/ 0/ 1

Fund	<2014	2014	2015	2016	2017	2018	>2018	All Years
Preliminary Engineering - Managed by FDOT								
DDR	\$1,190	\$0	\$0	\$0	\$0	\$0	\$0	\$1,190
DIH	\$78,726	\$0	\$0	\$0	\$0	\$0	\$0	\$78,726
EB	\$1,047,176	\$0	\$0	\$0	\$0	\$0	\$0	\$1,047,176
DS	\$568	\$0	\$0	\$0	\$0	\$0	\$0	\$568
Preliminary Engineering Totals:	\$1,127,660	\$0	\$0	\$0	\$0	\$0	\$0	\$1,127,660
Railroad and Utilities - Managed by FDOT								
LF	\$0	\$0	\$0	\$1,000	\$0	\$0	\$0	\$1,000
DDR	\$0	\$0	\$0	\$50,000	\$0	\$0	\$0	\$50,000
Railroad and Utilities Totals:	\$0	\$0	\$0	\$51,000	\$0	\$0	\$0	\$51,000
Right of Way - Managed by FDOT								
DIH	\$308,415	\$111,585	\$0	\$0	\$0	\$0	\$0	\$420,000
DS	\$155,186	\$0	\$667,810	\$0	\$0	\$0	\$0	\$822,996
DDR	\$0	\$72,840	\$0	\$0	\$0	\$0	\$0	\$72,840
ACSA	\$0	\$6,398,998	\$0	\$0	\$0	\$0	\$0	\$6,398,998
SU	\$0	\$688,336	\$650,416	\$0	\$0	\$0	\$0	\$1,338,752
SA	\$4,611,400	\$0	\$4,217,714	\$0	\$0	\$0	\$0	\$8,829,114
DDR	\$0	\$0	\$177,725	\$0	\$0	\$0	\$0	\$177,725
ACSU	\$0	\$517,591	\$0	\$0	\$0	\$0	\$0	\$517,591
Right of Way Totals:	\$5,075,001	\$7,789,350	\$5,713,665	\$0	\$0	\$0	\$0	\$18,578,016
Construction - Managed by FDOT								
SU	\$0	\$0	\$0	\$4,017,473	\$0	\$0	\$0	\$4,017,473
CM	\$0	\$0	\$0	\$1,840,889	\$0	\$0	\$0	\$1,840,889
Construction Totals:	\$0	\$0	\$0	\$5,858,362	\$0	\$0	\$0	\$5,858,362
Item 255893 3 Totals:	\$6,202,661	\$7,789,350	\$5,713,665	\$5,909,362	\$0	\$0	\$0	\$25,615,038

Item Number: 255893 4	Description: SR 574 (MLK BLVD) FROM EAST OF KINGSWAY RD TO E OF MCINTOSH RD	*NON-SIS*
District: 07	County: HILLSBOROUGH	Type of Work: ADD LANES & RECONSTRUCT
Roadway ID: 10090000	Beginning Point: 5.94	Project Length: 2.137
L RTP: H1690	Ending Point: 8.077	Lanes Existing /Improved/Added: 2/ 2/ 2

Fund	<2014	2014	2015	2016	2017	2018	>2018	All Years
Preliminary Engineering - Managed by FDOT								
DDR	\$2,821,573	\$0	\$0	\$0	\$0	\$0	\$0	\$2,821,573
DIH	\$13,046	\$0	\$0	\$0	\$0	\$0	\$0	\$13,046
DS	\$32,256	\$0	\$0	\$0	\$0	\$0	\$0	\$32,256
Preliminary Engineering Totals:	\$2,866,875	\$0	\$0	\$0	\$0	\$0	\$0	\$2,866,875
Right of Way - Managed by FDOT								
DS	\$0	\$0	\$3,013,026	\$1,395,740	\$2,172,824	\$0	\$0	\$6,581,590
DIH	\$0	\$0	\$490,000	\$290,000	\$200,000	\$0	\$0	\$980,000
DDR	\$0	\$0	\$6,982,374	\$5,520,191	\$906,645	\$0	\$0	\$13,409,210
Right of Way Totals:	\$0	\$0	\$10,485,400	\$7,205,931	\$3,279,469	\$0	\$0	\$20,970,800
Construction - Managed by FDOT								
DDR	\$0	\$0	\$0	\$0	\$0	\$16,495,400	\$0	\$16,495,400
DIH	\$0	\$0	\$0	\$0	\$0	\$578,000	\$0	\$578,000
Construction Totals:	\$0	\$0	\$0	\$0	\$0	\$17,073,400	\$0	\$17,073,400
Item 255893 4 Totals:	\$2,866,875	\$0	\$10,485,400	\$7,205,931	\$3,279,469	\$17,073,400	\$0	\$40,911,075

Item Number: 429072 1	Description: SR 574 (MLK BLVD) FROM W OF VALRICO RD TO E OF MCINTOSH RD	*NON-SIS*
District: 07	County: HILLSBOROUGH	Type of Work: RESURFACING
Roadway ID: 10090000	Beginning Point: 7.033	Project Length: 0.76
LRTP: Page 9.3	Ending Point: 7.793	Lanes Existing /Improved/Added: 2/ 2/ 0

Fund	<2014	2014	2015	2016	2017	2018	>2018	All Years
Preliminary Engineering - Managed by FDOT								
DIH	\$9,719	\$0	\$0	\$0	\$0	\$0	\$0	\$9,719
DS	\$473,403	\$0	\$0	\$0	\$0	\$0	\$0	\$473,403
Preliminary Engineering Totals:	\$483,122	\$0	\$0	\$0	\$0	\$0	\$0	\$483,122
Railroad and Utilities - Managed by FDOT								
DDR	\$0	\$0	\$50,000	\$0	\$0	\$0	\$0	\$50,000
Railroad and Utilities Totals:	\$0	\$0	\$50,000	\$0	\$0	\$0	\$0	\$50,000
Construction - Managed by FDOT								
DDR	\$0	\$0	\$1,213,572	\$0	\$0	\$0	\$0	\$1,213,572
DIH	\$0	\$0	\$98,083	\$0	\$0	\$0	\$0	\$98,083
Construction Totals:	\$0	\$0	\$1,311,655	\$0	\$0	\$0	\$0	\$1,311,655
Item 429072 1 Totals:	\$483,122	\$0	\$1,361,655	\$0	\$0	\$0	\$0	\$1,844,777

Item Number: 430685 1	Description: SR 574 (MLK BLVD) AT GALLAGHER ROAD	*NON-SIS*
District: 07	County: HILLSBOROUGH	Type of Work: ADD LEFT TURN LANE(S)
Roadway ID: 10090000	Beginning Point: 8.168	Project Length: 0.207
L RTP: H1150	Ending Point: 8.375	Lanes Existing /Improved/Added: 2/ 2/ 0

Fund	<2014	2014	2015	2016	2017	2018	>2018	All Years
Preliminary Engineering - Managed by FDOT								
DDR	\$1,241	\$0	\$0	\$0	\$0	\$0	\$0	\$1,241
DIH	\$6,375	\$0	\$0	\$0	\$0	\$0	\$0	\$6,375
DS	\$301,548	\$0	\$0	\$0	\$0	\$0	\$0	\$301,548
Preliminary Engineering Totals:	\$309,164	\$0	\$0	\$0	\$0	\$0	\$0	\$309,164
Railroad and Utilities - Managed by FDOT								
DDR	\$0	\$0	\$75,000	\$0	\$0	\$0	\$0	\$75,000
Railroad and Utilities Totals:	\$0	\$0	\$75,000	\$0	\$0	\$0	\$0	\$75,000
Right of Way - Managed by FDOT								
SU	\$0	\$767,200	\$0	\$0	\$0	\$0	\$0	\$767,200
Right of Way Totals:	\$0	\$767,200	\$0	\$0	\$0	\$0	\$0	\$767,200
Construction - Managed by FDOT								
DDR	\$0	\$0	\$746,891	\$0	\$0	\$0	\$0	\$746,891
DIH	\$0	\$0	\$60,497	\$0	\$0	\$0	\$0	\$60,497
Construction Totals:	\$0	\$0	\$807,388	\$0	\$0	\$0	\$0	\$807,388
Grants and Miscellaneous - Managed by FDOT								
DDR	\$0	\$21,925	\$0	\$0	\$0	\$0	\$0	\$21,925
Grants and Miscellaneous Totals:	\$0	\$21,925	\$0	\$0	\$0	\$0	\$0	\$21,925
Item 430685 1 Totals:	\$309,164	\$789,125	\$882,388	\$0	\$0	\$0	\$0	\$1,980,677

Item Number: 431137 1	Description: SR 574 (MLK BLVD) FM E OF MCINTOSH RD TO W OF WHEELER CT	*NON-SIS*
District: 07	County: HILLSBOROUGH	Type of Work: RESURFACING
Roadway ID: 10090000	Beginning Point: 7.793	Project Length: 1.239
L RTP: Page 9.3	Ending Point: 9.032	Lanes Existing /Improved/Added: 2/ 2/ 0

Fund	<2014	2014	2015	2016	2017	2018	>2018	All Years
Preliminary Engineering - Managed by FDOT								
DS	\$608,487	\$0	\$0	\$0	\$0	\$0	\$0	\$608,487
DIH	\$18,944	\$0	\$0	\$0	\$0	\$0	\$0	\$18,944
DDR	\$4,164	\$0	\$0	\$0	\$0	\$0	\$0	\$4,164
Preliminary Engineering Totals:	\$631,595	\$0	\$0	\$0	\$0	\$0	\$0	\$631,595
Railroad and Utilities - Managed by FDOT								
DS	\$0	\$50,000	\$0	\$0	\$0	\$0	\$0	\$50,000
Railroad and Utilities Totals:	\$0	\$50,000	\$0	\$0	\$0	\$0	\$0	\$50,000
Construction - Managed by FDOT								
DIH	\$0	\$50,840	\$0	\$0	\$0	\$0	\$0	\$50,840
DS	\$0	\$829,027	\$0	\$0	\$0	\$0	\$0	\$829,027
Construction Totals:	\$0	\$879,867	\$0	\$0	\$0	\$0	\$0	\$879,867
Grants and Miscellaneous - Managed by FDOT								
DS	\$21,491	\$0	\$0	\$0	\$0	\$0	\$0	\$21,491
Grants and Miscellaneous Totals:	\$21,491	\$0	\$0	\$0	\$0	\$0	\$0	\$21,491
Item 431137 1 Totals:	\$653,086	\$929,867	\$0	\$0	\$0	\$0	\$0	\$1,582,953

Item Number: 413407 2	Description: SR 580 (BUSCH BLVD) FROM ARMENIA AVE TO FLORIDA AVE	*NON-SIS*
District: 07	County: HILLSBOROUGH	Type of Work: PEDESTRIAN SAFETY IMPROVEME
Roadway ID: 10310000	Beginning Point: 1.315	Project Length: 1.502
LRTP: SWG20	Ending Point: 2.817	Lanes Existing /Improved/Added: 6/ 4/ 0

Fund	<2014	2014	2015	2016	2017	2018	>2018	All Years
Preliminary Engineering - Managed by CITY OF TAMPA								
DIH	\$225	\$0	\$0	\$0	\$0	\$0	\$0	\$225
HPP	\$271,098	\$0	\$0	\$0	\$0	\$0	\$0	\$271,098
Preliminary Engineering Totals:	\$271,323	\$0	\$0	\$0	\$0	\$0	\$0	\$271,323
Preliminary Engineering - Managed by FDOT								
DIH	\$774	\$0	\$0	\$0	\$0	\$0	\$0	\$774
Preliminary Engineering Totals:	\$774	\$0	\$0	\$0	\$0	\$0	\$0	\$774
Construction - Managed by CITY OF TAMPA								
TALU	\$0	\$281,551	\$0	\$0	\$0	\$0	\$0	\$281,551
HPP	\$0	\$917,049	\$0	\$0	\$0	\$0	\$0	\$917,049
Construction Totals:	\$0	\$1,198,600	\$0	\$0	\$0	\$0	\$0	\$1,198,600
Item 413407 2 Totals:	\$272,097	\$1,198,600	\$0	\$0	\$0	\$0	\$0	\$1,470,697

Item Number: 429073 1	Description: SR 580(HILLSBOROUGH) FROM W OF SILVERMILL DR TO E OF S LAGOON ST	*NON-SIS*
District: 07	County: HILLSBOROUGH	Type of Work: RESURFACING
Roadway ID: 10150000	Beginning Point: 2.67	Project Length: 2.095
LRTP: Page 9.3	Ending Point: 4.765	Lanes Existing /Improved/Added: 6/ 6/ 0

Fund	<2014	2014	2015	2016	2017	2018	>2018	All Years
Preliminary Engineering - Managed by FDOT								
DDR	\$929,042	\$0	\$0	\$0	\$0	\$0	\$0	\$929,042
DIH	\$31,296	\$0	\$0	\$0	\$0	\$0	\$0	\$31,296
DS	\$10,074	\$0	\$0	\$0	\$0	\$0	\$0	\$10,074
Preliminary Engineering Totals:	\$970,412	\$0	\$0	\$0	\$0	\$0	\$0	\$970,412
Construction - Managed by FDOT								
DIH	\$0	\$268,287	\$0	\$0	\$0	\$0	\$0	\$268,287
DS	\$495	\$0	\$0	\$0	\$0	\$0	\$0	\$495
HSP	\$0	\$1,048,424	\$0	\$0	\$0	\$0	\$0	\$1,048,424
SA	\$0	\$3,414,825	\$0	\$0	\$0	\$0	\$0	\$3,414,825
DDR	\$0	\$1,638,880	\$0	\$0	\$0	\$0	\$0	\$1,638,880
Construction Totals:	\$495	\$6,370,416	\$0	\$0	\$0	\$0	\$0	\$6,370,911
Item 429073 1 Totals:	\$970,907	\$6,370,416	\$0	\$0	\$0	\$0	\$0	\$7,341,323

Item Number: 429073 2	Description: SR 580(HILLSBOROUGH) FROM E OF AIR CARGO RD TO W OF N LEE PL	*NON-SIS*
District: 07	County: HILLSBOROUGH	Type of Work: RESURFACING
Roadway ID: 10150000	Beginning Point: 8.55	Project Length: 3.148
LRTP: Page 9.3	Ending Point: 11.698	Lanes Existing /Improved/Added: 3/ 3/ 0

Fund	<2014	2014	2015	2016	2017	2018	>2018	All Years
Preliminary Engineering - Managed by FDOT								
DIH	\$50,913	\$0	\$0	\$0	\$0	\$0	\$0	\$50,913
DDR	\$1,368,331	\$0	\$0	\$0	\$0	\$0	\$0	\$1,368,331
DS	\$4,304	\$0	\$0	\$0	\$0	\$0	\$0	\$4,304
Preliminary Engineering Totals:	\$1,423,548	\$0	\$0	\$0	\$0	\$0	\$0	\$1,423,548
Construction - Managed by FDOT								
SA	\$0	\$5,767,723	\$0	\$0	\$0	\$0	\$0	\$5,767,723
DIH	\$0	\$383,488	\$0	\$0	\$0	\$0	\$0	\$383,488
DDR	\$0	\$346,107	\$0	\$0	\$0	\$0	\$0	\$346,107
DS	\$286	\$0	\$0	\$0	\$0	\$0	\$0	\$286
Construction Totals:	\$286	\$6,497,318	\$0	\$0	\$0	\$0	\$0	\$6,497,604
Grants and Miscellaneous - Managed by FDOT								
DDR	\$148,115	\$0	\$0	\$0	\$0	\$0	\$0	\$148,115
Grants and Miscellaneous Totals:	\$148,115	\$0	\$0	\$0	\$0	\$0	\$0	\$148,115
Item 429073 2 Totals:	\$1,571,949	\$6,497,318	\$0	\$0	\$0	\$0	\$0	\$8,069,267

Item Number: 429077 2	Description: SR 582 (FOWLER AVE) FM W OF NEBRASKA AVE TO W OF BRUCE B DOWNS BLV	*NON-SIS*
District: 07	County: HILLSBOROUGH	Type of Work: RESURFACING
Roadway ID: 10290000	Beginning Point: 0.489	Project Length: 1.511
LRTP: Page 9.3	Ending Point: 2	Lanes Existing /Improved/Added: 8/ 8/ 0

Fund	<2014	2014	2015	2016	2017	2018	>2018	All Years
Preliminary Engineering - Managed by FDOT								
DIH	\$30,291	\$0	\$0	\$0	\$0	\$0	\$0	\$30,291
Preliminary Engineering Totals:	\$30,291	\$0	\$0	\$0	\$0	\$0	\$0	\$30,291
Right of Way - Managed by FDOT								
DS	\$3,800	\$0	\$0	\$0	\$0	\$0	\$0	\$3,800
Right of Way Totals:	\$3,800	\$0	\$0	\$0	\$0	\$0	\$0	\$3,800
Construction - Managed by FDOT								
DDR	\$0	\$0	\$198,513	\$0	\$0	\$0	\$0	\$198,513
SA	\$0	\$0	\$3,308,198	\$0	\$0	\$0	\$0	\$3,308,198
DIH	\$0	\$0	\$129,205	\$0	\$0	\$0	\$0	\$129,205
Construction Totals:	\$0	\$0	\$3,635,916	\$0	\$0	\$0	\$0	\$3,635,916
Item 429077 2 Totals:	\$34,091	\$0	\$3,635,916	\$0	\$0	\$0	\$0	\$3,670,007

Item Number: 418685 1	Description: SR 585(21ST/22ND ST) FROM SR 60 (ADAMO DRIVE) TO SR 600 (HILLSBOROUGH)	*SIS*
District: 07	County: HILLSBOROUGH	Type of Work: URBAN CORRIDOR IMPROVEMENT
Roadway ID: 10250000	Beginning Point: 6.845	Project Length: 3.874
L RTP: H20	Ending Point: 9.627	Lanes Existing /Improved/Added: 3/ 3/ 0

Fund	<2014	2014	2015	2016	2017	2018	>2018	All Years
Preliminary Engineering - Managed by FDOT								
DDR	\$15,312	\$0	\$0	\$0	\$0	\$0	\$0	\$15,312
DIH	\$33,568	\$0	\$0	\$0	\$0	\$0	\$0	\$33,568
DS	\$152,898	\$0	\$0	\$0	\$0	\$0	\$0	\$152,898
SA	\$1,872,000	\$0	\$0	\$0	\$0	\$0	\$0	\$1,872,000
Preliminary Engineering Totals:	\$2,073,778	\$0	\$0	\$0	\$0	\$0	\$0	\$2,073,778
Railroad and Utilities - Managed by FDOT								
DS	\$0	\$75,000	\$0	\$0	\$0	\$0	\$0	\$75,000
Railroad and Utilities Totals:	\$0	\$75,000	\$0	\$0	\$0	\$0	\$0	\$75,000
Construction - Managed by FDOT								
DS	\$1,221	\$0	\$0	\$0	\$0	\$0	\$0	\$1,221
DIH	\$0	\$353,587	\$0	\$0	\$0	\$0	\$0	\$353,587
DDR	\$0	\$5,468,941	\$0	\$0	\$0	\$0	\$0	\$5,468,941
SA	\$0	\$412,400	\$0	\$0	\$0	\$0	\$0	\$412,400
Construction Totals:	\$1,221	\$6,234,928	\$0	\$0	\$0	\$0	\$0	\$6,236,149
Item 418685 1 Totals:	\$2,074,999	\$6,309,928	\$0	\$0	\$0	\$0	\$0	\$8,384,927

Item Number: 433679 1	Description: SR 585/22ND ST NB @ NGCH: 626279-A MP: 7.105	*NON-SIS*
District: 07	County: HILLSBOROUGH	Type of Work: RAIL SAFETY PROJECT
Roadway ID: 10250000	Beginning Point: 7	Project Length: 0.105
L RTP: Policy 5.1A	Ending Point: 7.105	Lanes Existing /Improved/Added: 3/ 3/ 0

Fund	<2014	2014	2015	2016	2017	2018	>2018	All Years
Railroad and Utilities - Managed by FDOT								
RHP	\$0	\$259,760	\$0	\$0	\$0	\$0	\$0	\$259,760
Railroad and Utilities Totals:	\$0	\$259,760	\$0	\$0	\$0	\$0	\$0	\$259,760
Item 433679 1 Totals:	\$0	\$259,760	\$0	\$0	\$0	\$0	\$0	\$259,760

Item Number: 430711 1	Description: SR 593 (56TH ST) FM N US92/SR600/HILLS AVE TO N OF HENRY AVENUE	*SIS*
District: 07	County: HILLSBOROUGH	Type of Work: RAIL SAFETY PROJECT
Roadway ID: 10130001	Beginning Point: 2.315	Project Length: 0.133
LRTP: Policy 5.1A	Ending Point: 2.448	Lanes Existing /Improved/Added: 4/ 4/ 0

Fund	<2014	2014	2015	2016	2017	2018	>2018	All Years
Preliminary Engineering - Managed by FDOT								
DS	\$605	\$169,000	\$0	\$0	\$0	\$0	\$0	\$169,605
DIH	\$1,000	\$0	\$0	\$0	\$0	\$0	\$0	\$1,000
Preliminary Engineering Totals:	\$1,605	\$169,000	\$0	\$0	\$0	\$0	\$0	\$170,605
Railroad and Utilities - Managed by FDOT								
DS	\$0	\$10,000	\$0	\$0	\$0	\$0	\$0	\$10,000
DDR	\$0	\$0	\$350,000	\$0	\$0	\$0	\$0	\$350,000
Railroad and Utilities Totals:	\$0	\$10,000	\$350,000	\$0	\$0	\$0	\$0	\$360,000
Construction - Managed by FDOT								
DS	\$0	\$0	\$0	\$267,540	\$0	\$0	\$0	\$267,540
DIH	\$0	\$0	\$0	\$41,415	\$0	\$0	\$0	\$41,415
Construction Totals:	\$0	\$0	\$0	\$308,955	\$0	\$0	\$0	\$308,955
Item 430711 1 Totals:	\$1,605	\$179,000	\$350,000	\$308,955	\$0	\$0	\$0	\$839,560

Item Number: 405525 2	Description: SR 60 (ADAMO DR) FROM E OF US 301 TO W OF FALKENBURG RD	*NON-SIS*
District: 07	County: HILLSBOROUGH	Type of Work: ADD LANES & RECONSTRUCT
Roadway ID: 10110000	Beginning Point: 5.094	Project Length: 1.429
L RTP: H1730	Ending Point: 6.23	Lanes Existing /Improved/Added: 6/ 6/ 2

Fund	<2014	2014	2015	2016	2017	2018	>2018	All Years
Preliminary Engineering - Managed by FDOT								
DS	\$212,161	\$0	\$0	\$0	\$0	\$0	\$0	\$212,161
DIH	\$57,327	\$0	\$0	\$0	\$0	\$0	\$0	\$57,327
DDR	\$1,800,864	\$0	\$0	\$0	\$0	\$0	\$0	\$1,800,864
Preliminary Engineering Totals:	\$2,070,352	\$0	\$0	\$0	\$0	\$0	\$0	\$2,070,352
Right of Way - Managed by FDOT								
DIH	\$20,297	\$0	\$0	\$0	\$0	\$0	\$0	\$20,297
DDR	\$863,000	\$0	\$0	\$0	\$0	\$0	\$0	\$863,000
Right of Way Totals:	\$883,297	\$0	\$0	\$0	\$0	\$0	\$0	\$883,297
Construction - Managed by FDOT								
DDR	\$0	\$0	\$0	\$0	\$14,425,272	\$0	\$0	\$14,425,272
DIH	\$0	\$0	\$0	\$0	\$743,380	\$0	\$0	\$743,380
Construction Totals:	\$0	\$0	\$0	\$0	\$15,168,652	\$0	\$0	\$15,168,652
Grants and Miscellaneous - Managed by FDOT								
DDR	\$214,914	\$0	\$0	\$0	\$0	\$0	\$0	\$214,914
DS	\$83,016	\$0	\$0	\$0	\$0	\$0	\$0	\$83,016
Grants and Miscellaneous Totals:	\$297,930	\$0	\$0	\$0	\$0	\$0	\$0	\$297,930
Item 405525 2 Totals:	\$3,251,579	\$0	\$0	\$0	\$15,168,652	\$0	\$0	\$18,420,231

Item Number: 424507 2	Description: SR 60 (CCAMPBLL CWY) FM PINELLAS COUNTY LINE TO N OF ROCKY POINT DR	*NON-SIS*
District: 07	County: HILLSBOROUGH	Type of Work: ITS FREEWAY MANAGEMENT
Roadway ID: 10140000	Beginning Point: 0	Project Length: 5.012
L RTP: ITS20	Ending Point: 5.012	Lanes Existing /Improved/Added: 5/ 4/ 0

Fund	<2014	2014	2015	2016	2017	2018	>2018	All Years
Preliminary Engineering - Managed by FDOT								
DIH	\$0	\$0	\$0	\$500	\$0	\$0	\$0	\$500
DITS	\$0	\$0	\$0	\$0	\$510,000	\$0	\$0	\$510,000
Preliminary Engineering Totals:	\$0	\$0	\$0	\$500	\$510,000	\$0	\$0	\$510,500
Item 424507 2 Totals:	\$0	\$0	\$0	\$500	\$510,000	\$0	\$0	\$510,500

Item Number: 428936 1	Description: SR 60 (E ADAMO DR) FROM E OF N 22ND ST TO W OF 50TH ST	*NON-SIS*
District: 07	County: HILLSBOROUGH	Type of Work: RESURFACING
Roadway ID: 10110000	Beginning Point: 0.071	Project Length: 1.92
LRTP: Page 9.3	Ending Point: 1.991	Lanes Existing /Improved/Added: 4/ 4/ 0

Fund	<2014	2014	2015	2016	2017	2018	>2018	All Years
Preliminary Engineering - Managed by FDOT								
DS	\$179	\$0	\$0	\$0	\$0	\$0	\$0	\$179
DIH	\$29,767	\$0	\$0	\$0	\$0	\$0	\$0	\$29,767
DDR	\$989,827	\$0	\$0	\$0	\$0	\$0	\$0	\$989,827
Preliminary Engineering Totals:	\$1,019,773	\$0	\$0	\$0	\$0	\$0	\$0	\$1,019,773
Construction - Managed by FDOT								
DS	\$443	\$180,941	\$0	\$0	\$0	\$0	\$0	\$181,384
DIH	\$0	\$146,936	\$0	\$0	\$0	\$0	\$0	\$146,936
SA	\$0	\$3,010,932	\$0	\$0	\$0	\$0	\$0	\$3,010,932
Construction Totals:	\$443	\$3,338,809	\$0	\$0	\$0	\$0	\$0	\$3,339,252
Grants and Miscellaneous - Managed by FDOT								
DS	\$19,952	\$0	\$0	\$0	\$0	\$0	\$0	\$19,952
DDR	\$21,491	\$0	\$0	\$0	\$0	\$0	\$0	\$21,491
Grants and Miscellaneous Totals:	\$41,443	\$0	\$0	\$0	\$0	\$0	\$0	\$41,443
Item 428936 1 Totals:	\$1,061,659	\$3,338,809	\$0	\$0	\$0	\$0	\$0	\$4,400,468

Item Number: 432221 1	Description: SR 60 (KENNEDY BLVD) FR KENNEDY BLVD TO HILLSBOROUGH RIVER	*NON-SIS*
District: 07	County: HILLSBOROUGH	Type of Work: BRIDGE-REPAIR/REHABILITATION
Roadway ID: 10080000	Beginning Point: 3.081	Project Length: 0.06
LRTP: Page 9.3	Ending Point: 3.141	Lanes Existing /Improved/Added: 3/ 3/ 0

Fund	<2014	2014	2015	2016	2017	2018	>2018	All Years
Preliminary Engineering - Managed by FDOT								
DIH	\$1,000	\$0	\$0	\$0	\$0	\$0	\$0	\$1,000
BRRP	\$292,491	\$0	\$0	\$0	\$0	\$0	\$0	\$292,491
Preliminary Engineering Totals:	\$293,491	\$0	\$0	\$0	\$0	\$0	\$0	\$293,491
Construction - Managed by FDOT								
DIH	\$0	\$241,967	\$0	\$0	\$0	\$0	\$0	\$241,967
BRRP	\$0	\$2,344,649	\$0	\$0	\$0	\$0	\$0	\$2,344,649
Construction Totals:	\$0	\$2,586,616	\$0	\$0	\$0	\$0	\$0	\$2,586,616
Item 432221 1 Totals:	\$293,491	\$2,586,616	\$0	\$0	\$0	\$0	\$0	\$2,880,107

Item Number: **428969 1** Description: SR 60 (SR 685) FROM SR600 (DALE MABRY) TO S WOODLYNNE AVE *NON-SIS*
 District: 07 County: HILLSBOROUGH Type of Work: RESURFACING
 Roadway ID: 10080000 Beginning Point: 0 Project Length: 1.047
 LRTP: **Page 9.3** Ending Point: 1.047 Lanes Existing /Improved/Added: 4/ 4/ 0

Fund	<2014	2014	2015	2016	2017	2018	>2018	All Years
Preliminary Engineering - Managed by FDOT								
DIH	\$15,929	\$0	\$0	\$0	\$0	\$0	\$0	\$15,929
Preliminary Engineering Totals:	\$15,929	\$0	\$0	\$0	\$0	\$0	\$0	\$15,929
Construction - Managed by FDOT								
DIH	\$0	\$0	\$10,610	\$0	\$0	\$0	\$0	\$10,610
DDR	\$0	\$0	\$1,328,478	\$0	\$0	\$0	\$0	\$1,328,478
Construction Totals:	\$0	\$0	\$1,339,088	\$0	\$0	\$0	\$0	\$1,339,088
Item 428969 1 Totals:	\$15,929	\$0	\$1,339,088	\$0	\$0	\$0	\$0	\$1,355,017

Item Number: **431132 1** Description: SR 60 (W KENNEDY BL) FM W OF N/S CHURCH AVE TO SR685/HENDERSON/MANTANZAS *NON-SIS*
 District: 07 County: HILLSBOROUGH Type of Work: RESURFACING
 Roadway ID: 10270000 Beginning Point: 2.612 Project Length: 0.75
 LRTP: **Page 9.3** Ending Point: 3.362 Lanes Existing /Improved/Added: 5/ 5/ 0

Fund	<2014	2014	2015	2016	2017	2018	>2018	All Years
Preliminary Engineering - Managed by FDOT								
DDR	\$651	\$0	\$0	\$0	\$0	\$0	\$0	\$651
DIH	\$21,720	\$0	\$0	\$0	\$0	\$0	\$0	\$21,720
DS	\$568,442	\$0	\$0	\$0	\$0	\$0	\$0	\$568,442
Preliminary Engineering Totals:	\$590,813	\$0	\$0	\$0	\$0	\$0	\$0	\$590,813
Construction - Managed by FDOT								
SA	\$0	\$0	\$1,104,931	\$0	\$0	\$0	\$0	\$1,104,931
DDR	\$0	\$0	\$39,411	\$0	\$0	\$0	\$0	\$39,411
DIH	\$0	\$0	\$21,220	\$0	\$0	\$0	\$0	\$21,220
Construction Totals:	\$0	\$0	\$1,165,562	\$0	\$0	\$0	\$0	\$1,165,562
Item 431132 1 Totals:	\$590,813	\$0	\$1,165,562	\$0	\$0	\$0	\$0	\$1,756,375

Item Number: 423088 1	Description: SR 616 FROM E OF OBRIEN ST TO DALE MABRY HWY	*NON-SIS*
District: 07	County: HILLSBOROUGH	Type of Work: RESURFACING
Roadway ID: 10140000	Beginning Point: 7.64	Project Length: 1.731
LRTP: Page 9.3	Ending Point: 9.371	Lanes Existing /Improved/Added: 7/ 7/ 0

Fund	<2014	2014	2015	2016	2017	2018	>2018	All Years
Preliminary Engineering - Managed by FDOT								
DS	\$10,566	\$0	\$0	\$0	\$0	\$0	\$0	\$10,566
DDR	\$1,039,953	\$0	\$0	\$0	\$0	\$0	\$0	\$1,039,953
DIH	\$25,795	\$0	\$0	\$0	\$0	\$0	\$0	\$25,795
Preliminary Engineering Totals:	\$1,076,314	\$0	\$0	\$0	\$0	\$0	\$0	\$1,076,314
Construction - Managed by FDOT								
DS	\$951	\$0	\$0	\$0	\$0	\$0	\$0	\$951
DDR	\$0	\$4,945,202	\$0	\$0	\$0	\$0	\$0	\$4,945,202
DIH	\$0	\$312,692	\$0	\$0	\$0	\$0	\$0	\$312,692
HSP	\$0	\$291,773	\$0	\$0	\$0	\$0	\$0	\$291,773
Construction Totals:	\$951	\$5,549,667	\$0	\$0	\$0	\$0	\$0	\$5,550,618
Grants and Miscellaneous - Managed by FDOT								
DS	\$11,849	\$0	\$0	\$0	\$0	\$0	\$0	\$11,849
DDR	\$21,491	\$0	\$0	\$0	\$0	\$0	\$0	\$21,491
Grants and Miscellaneous Totals:	\$33,340	\$0	\$0	\$0	\$0	\$0	\$0	\$33,340
Item 423088 1 Totals:	\$1,110,605	\$5,549,667	\$0	\$0	\$0	\$0	\$0	\$6,660,272

Item Number: 416361 2	Description: SR 618 (SELMON XPWY) BEGIN BRDG @ W OF MORGAN TO END BRDG AT E OF 12TH	*SIS*
District: 07	County: HILLSBOROUGH	Type of Work: BRIDGE-REPAIR/REHABILITATION
Roadway ID: 10002000	Beginning Point: 2.141	Project Length: 6.236
LRTP: Page 9.3	Ending Point: 8.377	Lanes Existing /Improved/Added: 2/ 2/ 0

Fund	<2014	2014	2015	2016	2017	2018	>2018	All Years
Preliminary Engineering - Managed by FDOT								
DDR	\$423	\$0	\$0	\$0	\$0	\$0	\$0	\$423
DSB6	\$396,000	\$0	\$0	\$0	\$0	\$0	\$0	\$396,000
DSB6	\$14,464	\$0	\$0	\$0	\$0	\$0	\$0	\$14,464
DS	\$32,442	\$0	\$0	\$0	\$0	\$0	\$0	\$32,442
Preliminary Engineering Totals:	\$443,329	\$0	\$0	\$0	\$0	\$0	\$0	\$443,329
Construction - Managed by FDOT								
DSB6	\$0	\$2,500,000	\$0	\$0	\$0	\$0	\$0	\$2,500,000
DSB6	\$70,577,215	\$0	\$0	\$0	\$0	\$0	\$0	\$70,577,215
DS	\$112,436	\$0	\$0	\$0	\$0	\$0	\$0	\$112,436
DDR	\$139,178	\$0	\$0	\$0	\$0	\$0	\$0	\$139,178
BRRP	\$581,287	\$0	\$0	\$0	\$0	\$0	\$0	\$581,287
Construction Totals:	\$71,410,116	\$2,500,000	\$0	\$0	\$0	\$0	\$0	\$73,910,116
Grants and Miscellaneous - Managed by FDOT								
DSB6	\$8,974	\$0	\$0	\$0	\$0	\$0	\$0	\$8,974
Grants and Miscellaneous Totals:	\$8,974	\$0	\$0	\$0	\$0	\$0	\$0	\$8,974
Item 416361 2 Totals:	\$71,862,419	\$2,500,000	\$0	\$0	\$0	\$0	\$0	\$74,362,419

Item Number: 430751 2		Description: SUBSTRUCTURE REPAIR HILLSBOROUGH COUNTY VARIOUS LOCATIONS						*NON-SIS*	
District: 07		County: HILLSBOROUGH			Type of Work: BRIDGE-REPAIR/REHABILITATION				
Roadway ID: 10060000		Beginning Point: 6.225			Project Length: 0.279				
LRTP: Page 9.3		Ending Point: 6.365			Lanes Existing /Improved/Added: 2/ 2/ 0				
Fund	<2014	2014	2015	2016	2017	2018	>2018	All Years	
Preliminary Engineering - Managed by FDOT									
DIH	\$1,000	\$0	\$0	\$0	\$0	\$0	\$0	\$1,000	
BRRP	\$59,000	\$0	\$0	\$0	\$0	\$0	\$0	\$59,000	
Preliminary Engineering Totals:	\$60,000	\$0	\$0	\$0	\$0	\$0	\$0	\$60,000	
Construction - Managed by FDOT									
BRRP	\$0	\$0	\$465,355	\$0	\$0	\$0	\$0	\$465,355	
DIH	\$0	\$0	\$33,139	\$0	\$0	\$0	\$0	\$33,139	
Construction Totals:	\$0	\$0	\$498,494	\$0	\$0	\$0	\$0	\$498,494	
Item 430751 2 Totals:	\$60,000	\$0	\$498,494	\$0	\$0	\$0	\$0	\$558,494	

Item Number: 405920 4		Description: TRAFFIC SIGNAL MAINTENANCE AND OPERATION FOR LOCAL GOVERNMENT						*NON-SIS*	
District: 07		County: HILLSBOROUGH			Type of Work: TRAFFIC SIGNALS				
Roadway ID: 10000000		Beginning Point: 0			Project Length: 0.001				
LRTP: Policy 2.2D		Ending Point: 0.001			Lanes Existing /Improved/Added: 0/ 0/ 0				
Fund	<2014	2014	2015	2016	2017	2018	>2018	All Years	
Grants and Miscellaneous - Responsible Agency Not Available									
DDR	\$7,025,229	\$847,261	\$0	\$0	\$0	\$0	\$0	\$7,872,490	
Grants and Miscellaneous Totals:	\$7,025,229	\$847,261	\$0	\$0	\$0	\$0	\$0	\$7,872,490	
Item 405920 4 Totals:	\$7,025,229	\$847,261	\$0	\$0	\$0	\$0	\$0	\$7,872,490	

Item Number: 433086 1		Description: TURKEY CREEK ROAD IN PLANT CITY @ NGCN: 624329L						*NON-SIS*	
District: 07		County: HILLSBOROUGH			Type of Work: RAIL SAFETY PROJECT				
Roadway ID: 10000000		Beginning Point: 2.367			Project Length: 0.001				
LRTP: Policy 5.1A		Ending Point: 2.368			Lanes Existing /Improved/Added: 0/ 0/ 0				
Fund	<2014	2014	2015	2016	2017	2018	>2018	All Years	
Railroad and Utilities - Managed by FDOT									
RHH	\$0	\$217,132	\$0	\$0	\$0	\$0	\$0	\$217,132	
Railroad and Utilities Totals:	\$0	\$217,132	\$0	\$0	\$0	\$0	\$0	\$217,132	
Item 433086 1 Totals:	\$0	\$217,132	\$0	\$0	\$0	\$0	\$0	\$217,132	

Item Number: 415489 3	Description: US 301 (SR 43) FM SR 674/SUNCITY CTR BL TO CR 672/BALM ROAD	*NON-SIS*
District: 07	County: HILLSBOROUGH	Type of Work: ADD LANES & RECONSTRUCT
Roadway ID: 10010000	Beginning Point: 5.716	Project Length: 3.814
L RTP: H1865	Ending Point: 9.53	Lanes Existing /Improved/Added: 4/ 4/ 0

Fund	<2014	2014	2015	2016	2017	2018	>2018	All Years
Right of Way - Managed by FDOT								
DIH	\$1,000	\$0	\$0	\$0	\$0	\$0	\$0	\$1,000
Right of Way Totals:	\$1,000	\$0	\$0	\$0	\$0	\$0	\$0	\$1,000
Construction - Managed by FDOT								
DIH	\$0	\$0	\$0	\$546,000	\$0	\$0	\$0	\$546,000
DS	\$0	\$0	\$0	\$19,872,480	\$0	\$0	\$0	\$19,872,480
DDR	\$0	\$0	\$0	\$25,873,722	\$0	\$0	\$0	\$25,873,722
Construction Totals:	\$0	\$0	\$0	\$46,292,202	\$0	\$0	\$0	\$46,292,202
Grants and Miscellaneous - Managed by FDOT								
DDR	\$603,229	\$0	\$0	\$0	\$0	\$0	\$0	\$603,229
Grants and Miscellaneous Totals:	\$603,229	\$0	\$0	\$0	\$0	\$0	\$0	\$603,229
Item 415489 3 Totals:	\$604,229	\$0	\$0	\$46,292,202	\$0	\$0	\$0	\$46,896,431

Item Number: 433045 1	Description: US 41 SOUTHBOUND AT PEMBROKE RD WESTBOUND	*NON-SIS*
District: 07	County: HILLSBOROUGH	Type of Work: INTERSECTION IMPROVEMENT
Roadway ID: 10060000	Beginning Point: 15.196	Project Length: 0.077
L RTP: Policy 3.4C	Ending Point: 15.273	Lanes Existing /Improved/Added: 2/ 0/ 0

Fund	<2014	2014	2015	2016	2017	2018	>2018	All Years
Preliminary Engineering - Managed by FDOT								
ACNP	\$5,000	\$0	\$0	\$0	\$0	\$0	\$0	\$5,000
Preliminary Engineering Totals:	\$5,000	\$0	\$0	\$0	\$0	\$0	\$0	\$5,000
Construction - Managed by FDOT								
ACNP	\$0	\$208,711	\$0	\$0	\$0	\$0	\$0	\$208,711
Construction Totals:	\$0	\$208,711	\$0	\$0	\$0	\$0	\$0	\$208,711
Item 433045 1 Totals:	\$5,000	\$208,711	\$0	\$0	\$0	\$0	\$0	\$213,711

Item Number: 424550 1	Description: US 41 (SR 45) FROM MANATEE/HILLS CO/L TO N OF 15TH AVE	*NON-SIS*
District: 07	County: HILLSBOROUGH	Type of Work: RESURFACING
Roadway ID: 10060000	Beginning Point: 0	Project Length: 8.884
L RTP: Page 9.3	Ending Point: 8.884	Lanes Existing /Improved/Added: 4/ 4/ 0

Fund	<2014	2014	2015	2016	2017	2018	>2018	All Years
Preliminary Engineering - Managed by FDOT								
DS	\$146	\$0	\$0	\$0	\$0	\$0	\$0	\$146
DIH	\$48,619	\$0	\$0	\$0	\$0	\$0	\$0	\$48,619
DDR	\$2,715,898	\$0	\$0	\$0	\$0	\$0	\$0	\$2,715,898
Preliminary Engineering Totals:	\$2,764,663	\$0	\$0	\$0	\$0	\$0	\$0	\$2,764,663
Construction - Managed by FDOT								
SA	\$0	\$4,082,951	\$0	\$0	\$0	\$0	\$0	\$4,082,951
DIH	\$0	\$296,748	\$0	\$0	\$0	\$0	\$0	\$296,748
NHRE	\$0	\$4,761,416	\$0	\$0	\$0	\$0	\$0	\$4,761,416
DS	\$438	\$0	\$0	\$0	\$0	\$0	\$0	\$438
Construction Totals:	\$438	\$9,141,115	\$0	\$0	\$0	\$0	\$0	\$9,141,553
Grants and Miscellaneous - Managed by FDOT								
DDR	\$88,561	\$0	\$0	\$0	\$0	\$0	\$0	\$88,561
Grants and Miscellaneous Totals:	\$88,561	\$0	\$0	\$0	\$0	\$0	\$0	\$88,561
Item 424550 1 Totals:	\$2,853,662	\$9,141,115	\$0	\$0	\$0	\$0	\$0	\$11,994,777

Item Number: 425500 1	Description: US 41 (SR 45) FROM N OF LINNWOOD DR TO N OF COUNTY LINE RD	*NON-SIS*
District: 07	County: HILLSBOROUGH	Type of Work: RESURFACING
Roadway ID: 10040000	Beginning Point: 8.101	Project Length: 7.345
L RTP: Page 9.3	Ending Point: 15.446	Lanes Existing /Improved/Added: 7/ 7/ 0

Fund	<2014	2014	2015	2016	2017	2018	>2018	All Years
Preliminary Engineering - Managed by FDOT								
DDR	\$2,316,471	\$0	\$0	\$0	\$0	\$0	\$0	\$2,316,471
DIH	\$19,538	\$0	\$0	\$0	\$0	\$0	\$0	\$19,538
Preliminary Engineering Totals:	\$2,336,009	\$0	\$0	\$0	\$0	\$0	\$0	\$2,336,009
Construction - Managed by FDOT								
DS	\$541	\$12,073,526	\$0	\$0	\$0	\$0	\$0	\$12,074,067
DIH	\$0	\$222,172	\$0	\$0	\$0	\$0	\$0	\$222,172
Construction Totals:	\$541	\$12,295,698	\$0	\$0	\$0	\$0	\$0	\$12,296,239
Item 425500 1 Totals:	\$2,336,550	\$12,295,698	\$0	\$0	\$0	\$0	\$0	\$14,632,248

Item Number: 431495 1	Description: US 41 (SR 45) FROM US 92/US 41/ SR 600 TO S OF E SLIGH AVE	*NON-SIS*
District: 07	County: HILLSBOROUGH	Type of Work: RESURFACING
Roadway ID: 10040000	Beginning Point: 3.165	Project Length: 1.001
L RTP: Page 9.3	Ending Point: 4.166	Lanes Existing /Improved/Added: 4/ 4/ 0

Fund	<2014	2014	2015	2016	2017	2018	>2018	All Years
Preliminary Engineering - Managed by FDOT								
DIH	\$6,421	\$0	\$0	\$0	\$0	\$0	\$0	\$6,421
DS	\$451,914	\$0	\$0	\$0	\$0	\$0	\$0	\$451,914
Preliminary Engineering Totals:	\$458,335	\$0	\$0	\$0	\$0	\$0	\$0	\$458,335
Construction - Managed by FDOT								
DIH	\$0	\$0	\$21,220	\$0	\$0	\$0	\$0	\$21,220
HSP	\$0	\$0	\$276,783	\$0	\$0	\$0	\$0	\$276,783
DDR	\$0	\$0	\$1,306,091	\$0	\$0	\$0	\$0	\$1,306,091
Construction Totals:	\$0	\$0	\$1,604,094	\$0	\$0	\$0	\$0	\$1,604,094
Item 431495 1 Totals:	\$458,335	\$0	\$1,604,094	\$0	\$0	\$0	\$0	\$2,062,429

Item Number: 431492 1	Description: US 41(SR 569/N 40TH) FROM S OF E 15TH AVE TO S OF E CONOVER ST	*NON-SIS*
District: 07	County: HILLSBOROUGH	Type of Work: RESURFACING
Roadway ID: 10005000	Beginning Point: 0.777	Project Length: 1.88
L RTP: Page 9.3	Ending Point: 2.657	Lanes Existing /Improved/Added: 6/ 6/ 0

Fund	<2014	2014	2015	2016	2017	2018	>2018	All Years
Preliminary Engineering - Managed by FDOT								
DS	\$78,224	\$0	\$0	\$0	\$0	\$0	\$0	\$78,224
DIH	\$9,836	\$0	\$0	\$0	\$0	\$0	\$0	\$9,836
DDR	\$1,649	\$0	\$0	\$0	\$0	\$0	\$0	\$1,649
Preliminary Engineering Totals:	\$89,709	\$0	\$0	\$0	\$0	\$0	\$0	\$89,709
Construction - Managed by FDOT								
DS	\$0	\$0	\$0	\$3,301,574	\$0	\$0	\$0	\$3,301,574
DIH	\$0	\$0	\$0	\$54,600	\$0	\$0	\$0	\$54,600
DDR	\$0	\$0	\$0	\$25,204	\$0	\$0	\$0	\$25,204
Construction Totals:	\$0	\$0	\$0	\$3,381,378	\$0	\$0	\$0	\$3,381,378
Item 431492 1 Totals:	\$89,709	\$0	\$0	\$3,381,378	\$0	\$0	\$0	\$3,471,087

Item Number: 429074 1	Description: US 41(SR45/599/50TH) FROM N OF 27TH AVE S TO N OF E 10TH AVE	*NON-SIS*
District: 07	County: HILLSBOROUGH	Type of Work: RESURFACING
Roadway ID: 10060000	Beginning Point: 23.7	Project Length: 2.969
LRTP: Page 9.3	Ending Point: 26.34	Lanes Existing /Improved/Added: 6/ 6/ 0

Fund	<2014	2014	2015	2016	2017	2018	>2018	All Years
Preliminary Engineering - Managed by FDOT								
DDR	\$1,584,420	\$0	\$0	\$0	\$0	\$0	\$0	\$1,584,420
DIH	\$29,089	\$0	\$0	\$0	\$0	\$0	\$0	\$29,089
DS	\$14,108	\$0	\$0	\$0	\$0	\$0	\$0	\$14,108
Preliminary Engineering Totals:	\$1,627,617	\$0	\$0	\$0	\$0	\$0	\$0	\$1,627,617
Construction - Managed by FDOT								
DIH	\$0	\$304,066	\$0	\$0	\$0	\$0	\$0	\$304,066
DDR	\$0	\$808,252	\$0	\$0	\$0	\$0	\$0	\$808,252
DS	\$395	\$4,884,105	\$0	\$0	\$0	\$0	\$0	\$4,884,500
Construction Totals:	\$395	\$5,996,423	\$0	\$0	\$0	\$0	\$0	\$5,996,818
Grants and Miscellaneous - Managed by FDOT								
DDR	\$10,668	\$0	\$0	\$0	\$0	\$0	\$0	\$10,668
DS	\$38,505	\$0	\$0	\$0	\$0	\$0	\$0	\$38,505
Grants and Miscellaneous Totals:	\$49,173	\$0	\$0	\$0	\$0	\$0	\$0	\$49,173
Item 429074 1 Totals:	\$1,677,185	\$5,996,423	\$0	\$0	\$0	\$0	\$0	\$7,673,608

Item Number: 429077 1	Description: US 41(SR45/NEBRASKA) FROM N OF FOWLER AVE TO S OF LINNWOOD DR	*NON-SIS*
District: 07	County: HILLSBOROUGH	Type of Work: RESURFACING
Roadway ID: 10040000	Beginning Point: 7.218	Project Length: 0.883
LRTP: Page 9.3	Ending Point: 8.101	Lanes Existing /Improved/Added: 4/ 4/ 0

Fund	<2014	2014	2015	2016	2017	2018	>2018	All Years
Preliminary Engineering - Managed by FDOT								
DS	\$2,344	\$0	\$0	\$0	\$0	\$0	\$0	\$2,344
DDR	\$254,170	\$0	\$0	\$0	\$0	\$0	\$0	\$254,170
DIH	\$13,726	\$0	\$0	\$0	\$0	\$0	\$0	\$13,726
Preliminary Engineering Totals:	\$270,240	\$0	\$0	\$0	\$0	\$0	\$0	\$270,240
Construction - Managed by FDOT								
DDR	\$0	\$0	\$641,905	\$0	\$0	\$0	\$0	\$641,905
DIH	\$0	\$0	\$50,459	\$0	\$0	\$0	\$0	\$50,459
Construction Totals:	\$0	\$0	\$692,364	\$0	\$0	\$0	\$0	\$692,364
Item 429077 1 Totals:	\$270,240	\$0	\$692,364	\$0	\$0	\$0	\$0	\$962,604

Item Number: 429500 1	Description: US92/SR600/DALEMABRY FROM CLEVELAND ST TO ROLAND AVE	*NON-SIS*
District: 07	County: HILLSBOROUGH	Type of Work: WIDEN/RESURFACE EXIST LANES
Roadway ID: 10130000	Beginning Point: 8.334	Project Length: 0.143
L RTP: Policy 2.2D	Ending Point: 8.477	Lanes Existing /Improved/Added: 4/ 4/ 0

Fund	<2014	2014	2015	2016	2017	2018	>2018	All Years
Preliminary Engineering - Managed by FDOT								
DS	\$5,028	\$0	\$0	\$0	\$0	\$0	\$0	\$5,028
DIH	\$13,899	\$0	\$0	\$0	\$0	\$0	\$0	\$13,899
LF	\$218,298	\$0	\$0	\$0	\$0	\$0	\$0	\$218,298
DDR	\$5,414	\$0	\$0	\$0	\$0	\$0	\$0	\$5,414
Preliminary Engineering Totals:	\$242,639	\$0	\$0	\$0	\$0	\$0	\$0	\$242,639
Railroad and Utilities - Managed by FDOT								
LF	\$0	\$20,000	\$0	\$0	\$0	\$0	\$0	\$20,000
Railroad and Utilities Totals:	\$0	\$20,000	\$0	\$0	\$0	\$0	\$0	\$20,000
Right of Way - Managed by FDOT								
LF	\$20,000	\$0	\$0	\$0	\$0	\$0	\$0	\$20,000
Right of Way Totals:	\$20,000	\$0	\$0	\$0	\$0	\$0	\$0	\$20,000
Construction - Managed by FDOT								
DS	\$446	\$0	\$0	\$0	\$0	\$0	\$0	\$446
LF	\$0	\$364,565	\$0	\$0	\$0	\$0	\$0	\$364,565
Construction Totals:	\$446	\$364,565	\$0	\$0	\$0	\$0	\$0	\$365,011
Item 429500 1 Totals:	\$263,085	\$384,565	\$0	\$0	\$0	\$0	\$0	\$647,650

Item Number: 430415 1	Description: HILLSBOROUGH COUNTY VARIOUS LOCATIONS LANDSCAPING	*NON-SIS*
District: 07	County: HILLSBOROUGH	Type of Work: LANDSCAPING
Roadway ID:	Beginning Point: 0	Project Length: 0
L RTP: Page 9.3	Ending Point: 0	Lanes Existing /Improved/Added: 0/ 0/ 0

Fund	<2014	2014	2015	2016	2017	2018	>2018	All Years
Construction - Managed by FDOT								
DIH	\$5,758	\$0	\$0	\$0	\$0	\$0	\$0	\$5,758
DDR	\$300,000	\$150,000	\$150,000	\$150,000	\$150,000	\$0	\$0	\$900,000
Construction Totals:	\$305,758	\$150,000	\$150,000	\$150,000	\$150,000	\$0	\$0	\$905,758
Item 430415 1 Totals:	\$305,758	\$150,000	\$150,000	\$150,000	\$150,000	\$0	\$0	\$905,758

Item Number: 429000 1	Description: USB 41 (SR 45) FROM E OF 47TH ST TO S END MCKAY BAY BRIDGE	*SIS*
District: 07	County: HILLSBOROUGH	Type of Work: RESURFACING
Roadway ID: 10250000	Beginning Point: 3.402	Project Length: 1.662
LRTP: Page 9.3	Ending Point: 5.064	Lanes Existing /Improved/Added: 4/ 4/ 0

Fund	<2014	2014	2015	2016	2017	2018	>2018	All Years
Preliminary Engineering - Managed by FDOT								
DS	\$724,036	\$0	\$0	\$0	\$0	\$0	\$0	\$724,036
DIH	\$27,264	\$0	\$0	\$0	\$0	\$0	\$0	\$27,264
DDR	\$5,948	\$0	\$0	\$0	\$0	\$0	\$0	\$5,948
Preliminary Engineering Totals:	\$757,248	\$0	\$0	\$0	\$0	\$0	\$0	\$757,248
Construction - Managed by FDOT								
DDR	\$0	\$4,436,599	\$0	\$0	\$0	\$0	\$0	\$4,436,599
DIH	\$0	\$103,100	\$0	\$0	\$0	\$0	\$0	\$103,100
Construction Totals:	\$0	\$4,539,699	\$0	\$0	\$0	\$0	\$0	\$4,539,699
Grants and Miscellaneous - Managed by FDOT								
DS	\$10,962	\$0	\$0	\$0	\$0	\$0	\$0	\$10,962
Grants and Miscellaneous Totals:	\$10,962	\$0	\$0	\$0	\$0	\$0	\$0	\$10,962
Item 429000 1 Totals:	\$768,210	\$4,539,699	\$0	\$0	\$0	\$0	\$0	\$5,307,909

Item Number: 427171 2	Description: USB 41 (SR 45/SR 60) FR W OF 14TH ST TO E OF 19TH ST	*SIS*
District: 07	County: HILLSBOROUGH	Type of Work: TRAFFIC SIGNAL UPDATE
Roadway ID: 10080000	Beginning Point: 4.63	Project Length: 0.452
L RTP: Policy 2.2D	Ending Point: 5.082	Lanes Existing /Improved/Added: 4/ 4/ 0

Fund	<2014	2014	2015	2016	2017	2018	>2018	All Years
Preliminary Engineering - Managed by FDOT								
DIH	\$1,000	\$0	\$0	\$0	\$0	\$0	\$0	\$1,000
Preliminary Engineering Totals:	\$1,000	\$0	\$0	\$0	\$0	\$0	\$0	\$1,000
Right of Way - Managed by FDOT								
DDR	\$0	\$893,400	\$0	\$0	\$0	\$0	\$0	\$893,400
DIH	\$0	\$80,000	\$0	\$0	\$0	\$0	\$0	\$80,000
Right of Way Totals:	\$0	\$973,400	\$0	\$0	\$0	\$0	\$0	\$973,400
Construction - Managed by FDOT								
DDR	\$0	\$0	\$0	\$348,785	\$0	\$0	\$0	\$348,785
DIH	\$0	\$0	\$0	\$45,690	\$0	\$0	\$0	\$45,690
Construction Totals:	\$0	\$0	\$0	\$394,475	\$0	\$0	\$0	\$394,475
Item 427171 2 Totals:	\$1,000	\$973,400	\$0	\$394,475	\$0	\$0	\$0	\$1,368,875

Item Number: 428968 1	Description: USB 41(SR60/685/45) FROM E MERIDIAN AVE TO W OF N 14TH ST	*SIS*
District: 07	County: HILLSBOROUGH	Type of Work: RESURFACING
Roadway ID: 10080000	Beginning Point: 4.003	Project Length: 0.635
L RTP: Page 9.3	Ending Point: 4.638	Lanes Existing /Improved/Added: 4/ 4/ 0

Fund	<2014	2014	2015	2016	2017	2018	>2018	All Years
Preliminary Engineering - Managed by FDOT								
DS	\$327,112	\$0	\$0	\$0	\$0	\$0	\$0	\$327,112
DIH	\$5,142	\$0	\$0	\$0	\$0	\$0	\$0	\$5,142
Preliminary Engineering Totals:	\$332,254	\$0	\$0	\$0	\$0	\$0	\$0	\$332,254
Construction - Managed by FDOT								
DDR	\$0	\$0	\$839,251	\$0	\$0	\$0	\$0	\$839,251
DIH	\$0	\$0	\$93,735	\$0	\$0	\$0	\$0	\$93,735
Construction Totals:	\$0	\$0	\$932,986	\$0	\$0	\$0	\$0	\$932,986
Item 428968 1 Totals:	\$332,254	\$0	\$932,986	\$0	\$0	\$0	\$0	\$1,265,240

Item Number: 431490 1	Description: USB41(SR685/FLORIDA) FROM N OF BEARSS AVE TO NEBRASKA AVE	*NON-SIS*
District: 07	County: HILLSBOROUGH	Type of Work: RESURFACING
Roadway ID: 10020000	Beginning Point: 9.795	Project Length: 1.371
L RTP: Page 9.3	Ending Point: 11.166	Lanes Existing /Improved/Added: 4/ 4/ 0

Fund	<2014	2014	2015	2016	2017	2018	>2018	All Years
Preliminary Engineering - Managed by FDOT								
DS	\$442,318	\$0	\$0	\$0	\$0	\$0	\$0	\$442,318
DDR	\$2,788	\$0	\$0	\$0	\$0	\$0	\$0	\$2,788
DIH	\$5,252	\$0	\$0	\$0	\$0	\$0	\$0	\$5,252
Preliminary Engineering Totals:	\$450,358	\$0	\$0	\$0	\$0	\$0	\$0	\$450,358
Construction - Managed by FDOT								
DIH	\$0	\$0	\$0	\$21,840	\$0	\$0	\$0	\$21,840
DDR	\$0	\$0	\$0	\$1,454,981	\$0	\$0	\$0	\$1,454,981
Construction Totals:	\$0	\$0	\$0	\$1,476,821	\$0	\$0	\$0	\$1,476,821
Item 431490 1 Totals:	\$450,358	\$0	\$0	\$1,476,821	\$0	\$0	\$0	\$1,927,179

Item Number: 432717 1	Description: WILLOW AVENUE FROM SWANN AVENUE TO MAIN STREET	*NON-SIS*
District: 07	County: HILLSBOROUGH	Type of Work: BIKE LANE/SIDEWALK
Roadway ID: 10900005	Beginning Point: 0.344	Project Length: 1.367
L RTP: ORB1	Ending Point: 1.711	Lanes Existing /Improved/Added: 0/ 0/ 0

Fund	<2014	2014	2015	2016	2017	2018	>2018	All Years
Preliminary Engineering - Managed by CITY OF TAMPA								
TALT	\$101,000	\$0	\$0	\$0	\$0	\$0	\$0	\$101,000
Preliminary Engineering Totals:	\$101,000	\$0	\$0	\$0	\$0	\$0	\$0	\$101,000
Construction - Managed by CITY OF TAMPA								
TALT	\$0	\$0	\$0	\$0	\$394,900	\$0	\$0	\$394,900
Construction Totals:	\$0	\$0	\$0	\$0	\$394,900	\$0	\$0	\$394,900
Item 432717 1 Totals:	\$101,000	\$0	\$0	\$0	\$394,900	\$0	\$0	\$495,900

Item Number: 433100 1		Description: WILSKY BLVD IN TAMPA @ NGCN: 626850N					*NON-SIS*	
District: 07		County: HILLSBOROUGH			Type of Work: RAIL SAFETY PROJECT			
Roadway ID: 10000000		Beginning Point: 1.02			Project Length: 0.001			
LRTP: Policy 5.1A		Ending Point: 1.021			Lanes Existing /Improved/Added: 0/ 0/ 0			
Fund	<2014	2014	2015	2016	2017	2018	>2018	All Years
Railroad and Utilities - Managed by FDOT								
RHH	\$0	\$30,726	\$0	\$0	\$0	\$0	\$0	\$30,726
Railroad and Utilities Totals:	\$0	\$30,726	\$0	\$0	\$0	\$0	\$0	\$30,726
Item 433100 1 Totals:	\$0	\$30,726	\$0	\$0	\$0	\$0	\$0	\$30,726

TURNPIKE								
Item Number: 431950 3 Description: I-4 / SELMON XWAY CONNECTOR, STRUCTURES MAINTENANCE *SIS* District: 07 County: HILLSBOROUGH Type of Work: PERIODIC MAINTENANCE Roadway ID: Beginning Point: 0 Project Length: 0 LRTP: Page 9.3 Ending Point: 0 Lanes Existing /Improved/Added: 0/ 0/ 0								
Fund	<2014	2014	2015	2016	2017	2018	>2018	All Years
Construction - Managed by FDOT								
PKYR	\$19,302	\$406,645	\$398,265	\$392,102	\$392,102	\$392,102	\$1,909,662	\$3,910,180
Construction Totals:	\$19,302	\$406,645	\$398,265	\$392,102	\$392,102	\$392,102	\$1,909,662	\$3,910,180
Item 431950 3 Totals:	\$19,302	\$406,645	\$398,265	\$392,102	\$392,102	\$392,102	\$1,909,662	\$3,910,180
Item Number: 429025 1 Description: RESURFACE SUNCOAST PKWY IN HILLSBOROUGH CNTY ,VAN DYKE RD TO PASCO C/L *SIS* District: 07 County: HILLSBOROUGH Type of Work: RESURFACING Roadway ID: 10470000 Beginning Point: 12.8 Project Length: 3.25 LRTP: Page 9.3 Ending Point: 16.05 Lanes Existing /Improved/Added: 4/ 4/ 0								
Fund	<2014	2014	2015	2016	2017	2018	>2018	All Years
Preliminary Engineering - Managed by FDOT								
PKYR	\$510,119	\$0	\$0	\$0	\$0	\$0	\$0	\$510,119
PKYI	\$38,226	\$0	\$0	\$0	\$0	\$0	\$0	\$38,226
Preliminary Engineering Totals:	\$548,345	\$0	\$0	\$0	\$0	\$0	\$0	\$548,345
Construction - Managed by FDOT								
PKYI	\$31,240	\$0	\$0	\$0	\$0	\$0	\$0	\$31,240
PKYR	\$2,000	\$3,267,509	\$0	\$0	\$0	\$0	\$0	\$3,269,509
Construction Totals:	\$33,240	\$3,267,509	\$0	\$0	\$0	\$0	\$0	\$3,300,749
Item 429025 1 Totals:	\$581,585	\$3,267,509	\$0	\$0	\$0	\$0	\$0	\$3,849,094

Item Number: 429025 2	Description: THERMOPLASTIC FOR SUNCOAST RESURFACING IN HILLSBOROUGH COUNTY	*SIS*
District: 07	County: HILLSBOROUGH	Type of Work: SIGNING/PAVEMENT MARKINGS
Roadway ID: 10470000	Beginning Point: 12.8	Project Length: 3.25
LRTP: Goal V	Ending Point: 16.05	Lanes Existing /Improved/Added: 4/ 0/ 0

Fund	<2014	2014	2015	2016	2017	2018	>2018	All Years
Preliminary Engineering - Managed by FDOT								
PKYI	\$0	\$0	\$1,000	\$0	\$0	\$0	\$0	\$1,000
Preliminary Engineering Totals:	\$0	\$0	\$1,000	\$0	\$0	\$0	\$0	\$1,000
Construction - Managed by FDOT								
PKYI	\$0	\$0	\$76,329	\$0	\$0	\$0	\$0	\$76,329
Construction Totals:	\$0	\$0	\$76,329	\$0	\$0	\$0	\$0	\$76,329
Item 429025 2 Totals:	\$0	\$0	\$77,329	\$0	\$0	\$0	\$0	\$77,329

Item Number: 429025 3	Description: ROADSIDE IMPROVEMENT FOR SUNCOAST PKWY IN HILLSBOROUGH COUNTY	*SIS*
District: 07	County: HILLSBOROUGH	Type of Work: GUARDRAIL
Roadway ID: 10470000	Beginning Point: 12.8	Project Length: 3.25
LRTP: Goal V	Ending Point: 16.05	Lanes Existing /Improved/Added: 4/ 0/ 0

Fund	<2014	2014	2015	2016	2017	2018	>2018	All Years
Preliminary Engineering - Managed by FDOT								
PKYI	\$1,000	\$0	\$0	\$0	\$0	\$0	\$0	\$1,000
Preliminary Engineering Totals:	\$1,000	\$0	\$0	\$0	\$0	\$0	\$0	\$1,000
Construction - Managed by FDOT								
PKYI	\$0	\$1,393,235	\$0	\$0	\$0	\$0	\$0	\$1,393,235
Construction Totals:	\$0	\$1,393,235	\$0	\$0	\$0	\$0	\$0	\$1,393,235
Item 429025 3 Totals:	\$1,000	\$1,393,235	\$0	\$0	\$0	\$0	\$0	\$1,394,235

Item Number: **406151 2** Description: THERMO FOR VETERANS WIDENING FROM MEMORIAL TO N OF BARRY RD, MP 2.7-5.2 *SIS*
 District: 07 County: HILLSBOROUGH Type of Work: SIGNING/PAVEMENT MARKINGS
 Roadway ID: 10470000 Beginning Point: 1.087 Project Length: 2.513
 LRTP: **Goal V** Ending Point: 3.6 Lanes Existing /Improved/Added: 3/ 3/ 0

Fund	<2014	2014	2015	2016	2017	2018	>2018	All Years
Construction - Managed by FDOT								
PKYI	\$0	\$0	\$0	\$304,753	\$0	\$0	\$0	\$304,753
Construction Totals:	\$0	\$0	\$0	\$304,753	\$0	\$0	\$0	\$304,753
Item 406151 2 Totals:	\$0	\$0	\$0	\$304,753	\$0	\$0	\$0	\$304,753

Item Number: **406151 5** Description: THERMOPLASTIC FOR AET 6B VETERANS *SIS*
 District: 07 County: HILLSBOROUGH Type of Work: SIGNING/PAVEMENT MARKINGS
 Roadway ID: 10470000 Beginning Point: 12.219 Project Length: 3.833
 LRTP: **Goal V** Ending Point: 16.052 Lanes Existing /Improved/Added: 4/ 4/ 0

Fund	<2014	2014	2015	2016	2017	2018	>2018	All Years
Construction - Managed by FDOT								
PKYI	\$0	\$35,033	\$0	\$0	\$0	\$0	\$0	\$35,033
Construction Totals:	\$0	\$35,033	\$0	\$0	\$0	\$0	\$0	\$35,033
Item 406151 5 Totals:	\$0	\$35,033	\$0	\$0	\$0	\$0	\$0	\$35,033

Item Number: **406152 2** Description: THERMOPLASTIC WIDEN VETERANS N OF BARRY RD TO S OF LINEBAUGH *SIS*
 District: 07 County: HILLSBOROUGH Type of Work: SIGNING/PAVEMENT MARKINGS
 Roadway ID: 10470000 Beginning Point: 3.6 Project Length: 1.7
 LRTP: **Goal V** Ending Point: 5.3 Lanes Existing /Improved/Added: 4/ 4/ 0

Fund	<2014	2014	2015	2016	2017	2018	>2018	All Years
Construction - Managed by FDOT								
PKYI	\$0	\$0	\$0	\$304,052	\$0	\$0	\$0	\$304,052
Construction Totals:	\$0	\$0	\$0	\$304,052	\$0	\$0	\$0	\$304,052
Item 406152 2 Totals:	\$0	\$0	\$0	\$304,052	\$0	\$0	\$0	\$304,052

Item Number: 429350 1	Description: WIDEN VETERANS FROM S OF GUNN TO SUGARWOOD MAINLINE PLAZA (MP 9-11)	*SIS*
District: 07	County: HILLSBOROUGH	Type of Work: ADD LANES & RECONSTRUCT
Roadway ID: 10470000	Beginning Point: 7.484	Project Length: 2.043
LRTP: H1960	Ending Point: 9.527	Lanes Existing /Improved/Added: 4/ 4/ 4

Fund	<2014	2014	2015	2016	2017	2018	>2018	All Years
Preliminary Engineering - Managed by FDOT								
PKYI	\$3,156,336	\$613,475	\$0	\$0	\$0	\$0	\$0	\$3,769,811
Preliminary Engineering Totals:	\$3,156,336	\$613,475	\$0	\$0	\$0	\$0	\$0	\$3,769,811
Construction - Managed by FDOT								
PKYI	\$1,500	\$68,151,465	\$0	\$0	\$0	\$0	\$1,191	\$68,154,156
Construction Totals:	\$1,500	\$68,151,465	\$0	\$0	\$0	\$0	\$1,191	\$68,154,156
Item 429350 1 Totals:	\$3,157,836	\$68,764,940	\$0	\$0	\$0	\$0	\$1,191	\$71,923,967

Item Number: 429350 2	Description: THERMOPLASTIC FOR WIDEN VETERANS FROM GUNN TO VAN DYKE MP9 - MP14	*SIS*
District: 07	County: HILLSBOROUGH	Type of Work: SIGNING/PAVEMENT MARKINGS
Roadway ID: 10470000	Beginning Point: 7.484	Project Length: 2.043
LRTP: Goal V	Ending Point: 9.527	Lanes Existing /Improved/Added: 4/ 4/ 0

Fund	<2014	2014	2015	2016	2017	2018	>2018	All Years
Construction - Managed by FDOT								
PKYI	\$0	\$0	\$0	\$0	\$231,300	\$0	\$3,000	\$234,300
Construction Totals:	\$0	\$0	\$0	\$0	\$231,300	\$0	\$3,000	\$234,300
Item 429350 2 Totals:	\$0	\$0	\$0	\$0	\$231,300	\$0	\$3,000	\$234,300

Item Number: 429350 4	Description: WIDEN VETERANS FROM SUGARWOOD MAINLINE PLAZA TO VAN DYKE RD (MP 11-14)	*SIS*
District: 07	County: HILLSBOROUGH	Type of Work: ADD LANES & RECONSTRUCT
Roadway ID: 10470000	Beginning Point: 9.527	Project Length: 3.738
L RTP: H1960	Ending Point: 13.265	Lanes Existing /Improved/Added: 4/ 4/ 4

Fund	<2014	2014	2015	2016	2017	2018	>2018	All Years
Preliminary Engineering - Managed by FDOT								
PKYI	\$0	\$250,000	\$371,180	\$0	\$0	\$0	\$0	\$621,180
Preliminary Engineering Totals:	\$0	\$250,000	\$371,180	\$0	\$0	\$0	\$0	\$621,180
Construction - Managed by FDOT								
PKYI	\$0	\$0	\$69,615,620	\$0	\$0	\$0	\$0	\$69,615,620
Construction Totals:	\$0	\$0	\$69,615,620	\$0	\$0	\$0	\$0	\$69,615,620
Item 429350 4 Totals:	\$0	\$250,000	\$69,986,800	\$0	\$0	\$0	\$0	\$70,236,800

Item Number: 429350 5	Description: THERMO FOR VETERANS WIDENING FROM SUGARWOOD PLAZA TO VAN DYKE RD	*SIS*
District: 07	County: HILLSBOROUGH	Type of Work: SIGNING/PAVEMENT MARKINGS
Roadway ID: 10470000	Beginning Point: 9.527	Project Length: 3.738
L RTP: Goal V	Ending Point: 13.265	Lanes Existing /Improved/Added: 4/ 0/ 0

Fund	<2014	2014	2015	2016	2017	2018	>2018	All Years
Construction - Managed by FDOT								
PKYI	\$0	\$0	\$0	\$0	\$316,160	\$0	\$0	\$316,160
Construction Totals:	\$0	\$0	\$0	\$0	\$316,160	\$0	\$0	\$316,160
Item 429350 5 Totals:	\$0	\$0	\$0	\$0	\$316,160	\$0	\$0	\$316,160

Item Number: 429350 6	Description: LANDSCAPING FOR VETERANS WIDENING FROM SUGARWOOD PLAZA - VANDYKE	*SIS*
District: 07	County: HILLSBOROUGH	Type of Work: LANDSCAPING
Roadway ID: 10470000	Beginning Point: 9.527	Project Length: 3.738
L RTP: Page 9.3	Ending Point: 13.265	Lanes Existing /Improved/Added: 0/ 0/ 0

Fund	<2014	2014	2015	2016	2017	2018	>2018	All Years
Construction - Managed by FDOT								
PKYI	\$0	\$0	\$1,019,520	\$0	\$0	\$0	\$0	\$1,019,520
Construction Totals:	\$0	\$0	\$1,019,520	\$0	\$0	\$0	\$0	\$1,019,520
Item 429350 6 Totals:	\$0	\$0	\$1,019,520	\$0	\$0	\$0	\$0	\$1,019,520

Item Number: 431275 2	Description: THERMOPLASTIC- WIDEN VETERANS SO OF LINEBAUGH TO SO OF GUNN, MP 6.9-9.2	*SIS*
District: 07	County: HILLSBOROUGH	Type of Work: SIGNING/PAVEMENT MARKINGS
Roadway ID: 10470000	Beginning Point: 5.3	Project Length: 2.184
LRTP: Goal V	Ending Point: 7.484	Lanes Existing /Improved/Added: 4/ 4/ 0

Fund	<2014	2014	2015	2016	2017	2018	>2018	All Years
Construction - Managed by FDOT								
PKYI	\$0	\$0	\$0	\$300,882	\$0	\$0	\$0	\$300,882
Construction Totals:	\$0	\$0	\$0	\$300,882	\$0	\$0	\$0	\$300,882
Item 431275 2 Totals:	\$0	\$0	\$0	\$300,882	\$0	\$0	\$0	\$300,882

PLANNING								
Item Number: 259284 1		Description: HILLSBOROUGH COUNTY MPO UPWP					*NON-SIS*	
District: 07		County: HILLSBOROUGH			Type of Work: TRANSPORTATION PLANNING			
Roadway ID:		Beginning Point: 0			Project Length: 0			
LRTP: MPO		Ending Point: 0			Lanes Existing /Improved/Added: 0/ 0/ 0			
Fund	<2014	2014	2015	2016	2017	2018	>2018	All Years
Preliminary Engineering - Responsible Agency Not Available								
PL	\$612,983	\$0	\$0	\$0	\$0	\$0	\$0	\$612,983
PL	\$1,020,974	\$1,029,087	\$0	\$0	\$0	\$0	\$0	\$2,050,061
PL	\$2,516,818	\$0	\$0	\$0	\$0	\$0	\$0	\$2,516,818
PL	\$2,114,816	\$0	\$0	\$0	\$0	\$0	\$0	\$2,114,816
PL	\$922,384	\$0	\$0	\$0	\$0	\$0	\$0	\$922,384
PL	\$743,179	\$0	\$0	\$0	\$0	\$0	\$0	\$743,179
PLAC	\$576,461	\$0	\$0	\$0	\$0	\$0	\$0	\$576,461
PL	\$656,711	\$0	\$0	\$0	\$0	\$0	\$0	\$656,711
PL	\$0	\$0	\$1,028,365	\$1,028,365	\$1,028,365	\$1,028,365	\$0	\$4,113,460
PL	\$652,447	\$0	\$0	\$0	\$0	\$0	\$0	\$652,447
PLAC	\$268,735	\$0	\$0	\$0	\$0	\$0	\$0	\$268,735
PL	\$499,223	\$0	\$0	\$0	\$0	\$0	\$0	\$499,223
PL	\$781,715	\$0	\$0	\$0	\$0	\$0	\$0	\$781,715
PL	\$192,154	\$0	\$0	\$0	\$0	\$0	\$0	\$192,154
Preliminary Engineering Totals:	\$11,558,600	\$1,029,087	\$1,028,365	\$1,028,365	\$1,028,365	\$1,028,365	\$0	\$16,701,147
Item 259284 1 Totals:	\$11,558,600	\$1,029,087	\$1,028,365	\$1,028,365	\$1,028,365	\$1,028,365	\$0	\$16,701,147

Item Number: 259285 1	Description: HILLSBOROUGH COUNTY MPO SVC TRANSPORTATION PROGRAM	*NON-SIS*
District: 07	County: HILLSBOROUGH	Type of Work: PLANNING MODELS/DATA UPDATE
Roadway ID: 10000000	Beginning Point: 0	Project Length: 0
LRTP: MPO	Ending Point: 0	Lanes Existing /Improved/Added: 0/ 0/ 0

Fund	<2014	2014	2015	2016	2017	2018	>2018	All Years
Preliminary Engineering - Responsible Agency Not Available								
SU	\$268,615	\$0	\$0	\$0	\$0	\$0	\$0	\$268,615
SU	\$1,532,922	\$0	\$0	\$0	\$0	\$0	\$0	\$1,532,922
SU	\$1,417,078	\$0	\$0	\$0	\$0	\$0	\$0	\$1,417,078
SU	\$0	\$600,000	\$600,000	\$600,000	\$400,000	\$400,000	\$0	\$2,600,000
SU	\$1,550,000	\$0	\$0	\$0	\$0	\$0	\$0	\$1,550,000
SU	\$1,621,720	\$0	\$0	\$0	\$0	\$0	\$0	\$1,621,720
BU	\$93,656	\$0	\$0	\$0	\$0	\$0	\$0	\$93,656
SU	\$1,200,000	\$0	\$0	\$0	\$0	\$0	\$0	\$1,200,000
Preliminary Engineering Totals:	\$7,683,991	\$600,000	\$600,000	\$600,000	\$400,000	\$400,000	\$0	\$10,283,991
Item 259285 1 Totals:	\$7,683,991	\$600,000	\$600,000	\$600,000	\$400,000	\$400,000	\$0	\$10,283,991

MAINTENANCE

Item Number: 400457 1	Description: HILLSBOROUGH CO (10)	*NON-SIS*
District: 07	County: HILLSBOROUGH	Type of Work: ROUTINE MAINTENANCE
Roadway ID:	Beginning Point: 0	Project Length: 0
L RTP: Page 9.3	Ending Point: 0	Lanes Existing /Improved/Added: 0/ 0/ 0

Fund	<2014	2014	2015	2016	2017	2018	>2018	All Years
Grants and Miscellaneous - Managed by FDOT								
D	\$84,031,354	\$7,236,044	\$7,417,479	\$7,569,616	\$7,725,999	\$8,094,404	\$0	\$122,074,896
Grants and Miscellaneous Totals:	\$84,031,354	\$7,236,044	\$7,417,479	\$7,569,616	\$7,725,999	\$8,094,404	\$0	\$122,074,896
Item 400457 1 Totals:	\$84,031,354	\$7,236,044	\$7,417,479	\$7,569,616	\$7,725,999	\$8,094,404	\$0	\$122,074,896

Item Number: 400917 1	Description: HILLSBOROUGH CO (10) EAST-WEST X-TOWN	*NON-SIS*
District: 07	County: HILLSBOROUGH	Type of Work: ROUTINE MAINTENANCE
Roadway ID:	Beginning Point: 0	Project Length: 0
L RTP: Page 9.3	Ending Point: 0	Lanes Existing /Improved/Added: 0/ 0/ 0

Fund	<2014	2014	2015	2016	2017	2018	>2018	All Years
Grants and Miscellaneous - Managed by FDOT								
TM06	\$2,867,673	\$385,537	\$396,766	\$625,445	\$886,932	\$883,145	\$0	\$6,045,498
Grants and Miscellaneous Totals:	\$2,867,673	\$385,537	\$396,766	\$625,445	\$886,932	\$883,145	\$0	\$6,045,498
Item 400917 1 Totals:	\$2,867,673	\$385,537	\$396,766	\$625,445	\$886,932	\$883,145	\$0	\$6,045,498

Item Number: 400918 1	Description: HILLSBOROUGH CO(10) S.X-TOWN EXTENSION	*NON-SIS*
District: 07	County: HILLSBOROUGH	Type of Work: ROUTINE MAINTENANCE
Roadway ID:	Beginning Point: 0	Project Length: 0
L RTP: Page 9.3	Ending Point: 0	Lanes Existing /Improved/Added: 0/ 0/ 0

Fund	<2014	2014	2015	2016	2017	2018	>2018	All Years
Grants and Miscellaneous - Managed by FDOT								
TM06	\$190,397	\$97,850	\$100,700	\$103,550	\$106,400	\$106,395	\$0	\$705,292
Grants and Miscellaneous Totals:	\$190,397	\$97,850	\$100,700	\$103,550	\$106,400	\$106,395	\$0	\$705,292
Item 400918 1 Totals:	\$190,397	\$97,850	\$100,700	\$103,550	\$106,400	\$106,395	\$0	\$705,292

Item Number: 401451 1	Description: HILLSBOROUGH CO (10)	*SIS*
District: 07	County: HILLSBOROUGH	Type of Work: ROUTINE MAINTENANCE
Roadway ID:	Beginning Point: 0	Project Length: 0
L RTP: Page 9.3	Ending Point: 0	Lanes Existing /Improved/Added: 0/ 0/ 0

Fund	<2014	2014	2015	2016	2017	2018	>2018	All Years
Grants and Miscellaneous - Managed by FDOT								
D	\$17,159,645	\$4,196,724	\$4,318,962	\$4,400,000	\$4,481,038	\$4,480,628	\$0	\$39,036,997
Grants and Miscellaneous Totals:	\$17,159,645	\$4,196,724	\$4,318,962	\$4,400,000	\$4,481,038	\$4,480,628	\$0	\$39,036,997
Item 401451 1 Totals:	\$17,159,645	\$4,196,724	\$4,318,962	\$4,400,000	\$4,481,038	\$4,480,628	\$0	\$39,036,997

Item Number: 407035 1	Description: HILLSBORO CO (10) ASSET MANAGEMENT CONTRACT	*NON-SIS*
District: 07	County: HILLSBOROUGH	Type of Work: ROUTINE MAINTENANCE
Roadway ID:	Beginning Point: 0	Project Length: 0
L RTP: Page 9.3	Ending Point: 0	Lanes Existing /Improved/Added: 0/ 0/ 0

Fund	<2014	2014	2015	2016	2017	2018	>2018	All Years
Grants and Miscellaneous - Managed by FDOT								
D	\$36,423,261	\$3,552,827	\$3,566,470	\$3,566,470	\$3,566,470	\$4,269,032	\$0	\$54,944,530
Grants and Miscellaneous Totals:	\$36,423,261	\$3,552,827	\$3,566,470	\$3,566,470	\$3,566,470	\$4,269,032	\$0	\$54,944,530
Item 407035 1 Totals:	\$36,423,261	\$3,552,827	\$3,566,470	\$3,566,470	\$3,566,470	\$4,269,032	\$0	\$54,944,530

Item Number: 407035 2	Description: ASSET MAINTENANCE TRAFFIC OPS INTERSTATE	*NON-SIS*
District: 07	County: HILLSBOROUGH	Type of Work: ROUTINE MAINTENANCE
Roadway ID:	Beginning Point: 0	Project Length: 0
L RTP: Page 9.3	Ending Point: 0	Lanes Existing /Improved/Added: 0/ 0/ 0

Fund	<2014	2014	2015	2016	2017	2018	>2018	All Years
Grants and Miscellaneous - Managed by FDOT								
D	\$5,000	\$10,000	\$10,000	\$10,000	\$10,000	\$10,000	\$0	\$55,000
Grants and Miscellaneous Totals:	\$5,000	\$10,000	\$10,000	\$10,000	\$10,000	\$10,000	\$0	\$55,000
Item 407035 2 Totals:	\$5,000	\$10,000	\$10,000	\$10,000	\$10,000	\$10,000	\$0	\$55,000

Item Number: **407035 3** Description: ASSET MAINTENANCE SELMON CONNECTOR *NON-SIS*
 District: 07 County: HILLSBOROUGH Type of Work: ROUTINE MAINTENANCE
 Roadway ID: Beginning Point: 0 Project Length: 0
 LRTP: **Page 9.3** Ending Point: 0 Lanes Existing /Improved/Added: 0/ 0/ 0

Fund	<2014	2014	2015	2016	2017	2018	>2018	All Years
Grants and Miscellaneous - Managed by FDOT								
D	\$0	\$5,000	\$5,000	\$5,000	\$5,000	\$5,000	\$0	\$25,000
Grants and Miscellaneous Totals:	\$0	\$5,000	\$5,000	\$5,000	\$5,000	\$5,000	\$0	\$25,000
Item 407035 3 Totals:	\$0	\$5,000	\$5,000	\$5,000	\$5,000	\$5,000	\$0	\$25,000

Item Number: **408206 3** Description: I-275/I-4 PATROL FROM HWD FRANKLAND BRIDGE TO BUSCH BLVD *NON-SIS*
 District: 07 County: HILLSBOROUGH Type of Work: ROUTINE MAINTENANCE
 Roadway ID: Beginning Point: 0 Project Length: 0
 LRTP: **Page 9.3** Ending Point: 0 Lanes Existing /Improved/Added: 0/ 0/ 0

Fund	<2014	2014	2015	2016	2017	2018	>2018	All Years
Grants and Miscellaneous - Managed by FDOT								
D	\$8,930,833	\$1,280,000	\$1,317,120	\$1,355,316	\$1,394,621	\$1,435,065	\$0	\$15,712,955
Grants and Miscellaneous Totals:	\$8,930,833	\$1,280,000	\$1,317,120	\$1,355,316	\$1,394,621	\$1,435,065	\$0	\$15,712,955
Item 408206 3 Totals:	\$8,930,833	\$1,280,000	\$1,317,120	\$1,355,316	\$1,394,621	\$1,435,065	\$0	\$15,712,955

Item Number: **414229 1** Description: HILLSBORO COUNTY YOUTH PROGRAM CONTRACT *NON-SIS*
 District: 07 County: HILLSBOROUGH Type of Work: ROUTINE MAINTENANCE
 Roadway ID: Beginning Point: 0 Project Length: 0
 LRTP: **Page 9.3** Ending Point: 0 Lanes Existing /Improved/Added: 0/ 0/ 0

Fund	<2014	2014	2015	2016	2017	2018	>2018	All Years
Grants and Miscellaneous - Managed by FDOT								
D	\$1,136,958	\$150,000	\$150,000	\$150,000	\$150,000	\$150,000	\$0	\$1,886,958
Grants and Miscellaneous Totals:	\$1,136,958	\$150,000	\$150,000	\$150,000	\$150,000	\$150,000	\$0	\$1,886,958
Item 414229 1 Totals:	\$1,136,958	\$150,000	\$150,000	\$150,000	\$150,000	\$150,000	\$0	\$1,886,958

Item Number: **414230 1** Description: HILLSBORO COUNTY YOUTH WORK MAINTENANCE PROGRAM *NON-SIS*
 District: 07 County: HILLSBOROUGH Type of Work: ROUTINE MAINTENANCE
 Roadway ID: Beginning Point: 0 Project Length: 0
 L RTP: **Page 9.3** Ending Point: 0 Lanes Existing /Improved/Added: 0/ 0/ 0

Fund	<2014	2014	2015	2016	2017	2018	>2018	All Years
Grants and Miscellaneous - Managed by FDOT								
D	\$1,173,228	\$150,000	\$150,000	\$150,000	\$150,000	\$150,000	\$0	\$1,923,228
Grants and Miscellaneous Totals:	\$1,173,228	\$150,000	\$150,000	\$150,000	\$150,000	\$150,000	\$0	\$1,923,228
Item 414230 1 Totals:	\$1,173,228	\$150,000	\$150,000	\$150,000	\$150,000	\$150,000	\$0	\$1,923,228

Item Number: **423169 1** Description: HILLSBOROUGH FENCE & HANDRAIL CONTRACT *NON-SIS*
 District: 07 County: HILLSBOROUGH Type of Work: ROUTINE MAINTENANCE
 Roadway ID: Beginning Point: 0 Project Length: 0
 L RTP: **Page 9.3** Ending Point: 0 Lanes Existing /Improved/Added: 0/ 0/ 0

Fund	<2014	2014	2015	2016	2017	2018	>2018	All Years
Grants and Miscellaneous - Managed by FDOT								
D	\$24,909	\$25,000	\$25,000	\$25,000	\$25,000	\$25,000	\$0	\$149,909
Grants and Miscellaneous Totals:	\$24,909	\$25,000	\$25,000	\$25,000	\$25,000	\$25,000	\$0	\$149,909
Item 423169 1 Totals:	\$24,909	\$25,000	\$25,000	\$25,000	\$25,000	\$25,000	\$0	\$149,909

Item Number: **431950 1** Description: I-4 / SELMON XWAY CONNECTOR, ROUTINE MAINT. (FACILITIES & COMMUNIC.) *SIS*
 District: 07 County: HILLSBOROUGH Type of Work: ROUTINE MAINTENANCE
 Roadway ID: Beginning Point: 0 Project Length: 0
 L RTP: **Page 9.3** Ending Point: 0 Lanes Existing /Improved/Added: 0/ 0/ 0

Fund	<2014	2014	2015	2016	2017	2018	>2018	All Years
Grants and Miscellaneous - Managed by FDOT								
PKM1	\$0	\$84,845	\$84,845	\$84,845	\$84,845	\$84,845	\$339,380	\$763,605
Grants and Miscellaneous Totals:	\$0	\$84,845	\$84,845	\$84,845	\$84,845	\$84,845	\$339,380	\$763,605
Item 431950 1 Totals:	\$0	\$84,845	\$84,845	\$84,845	\$84,845	\$84,845	\$339,380	\$763,605

Item Number: 431950 2	Description: I-4 / SELMON XWAY CONNECTOR, ROUTINE MAINT. (ROADWAY)	*SIS*
District: 07	County: HILLSBOROUGH	Type of Work: ROUTINE MAINTENANCE
Roadway ID:	Beginning Point: 0	Project Length: 0
LRTP: Page 9.3	Ending Point: 0	Lanes Existing /Improved/Added: 0/ 0/ 0

Fund	<2014	2014	2015	2016	2017	2018	>2018	All Years
Grants and Miscellaneous - Managed by FDOT								
PKM1	\$0	\$88,417	\$88,417	\$88,417	\$88,417	\$88,417	\$353,668	\$795,753
Grants and Miscellaneous Totals:	\$0	\$88,417	\$88,417	\$88,417	\$88,417	\$88,417	\$353,668	\$795,753
Item 431950 2 Totals:	\$0	\$88,417	\$88,417	\$88,417	\$88,417	\$88,417	\$353,668	\$795,753

Item Number: 431950 4	Description: ROAD RANGER SERVICES - I-4 / SELMON XWAY CROSSTOWN CONNECTOR	*SIS*
District: 07	County: HILLSBOROUGH	Type of Work: ROUTINE MAINTENANCE
Roadway ID:	Beginning Point: 0	Project Length: 0
LRTP: Page 9.3	Ending Point: 0	Lanes Existing /Improved/Added: 0/ 0/ 0

Fund	<2014	2014	2015	2016	2017	2018	>2018	All Years
Grants and Miscellaneous - Managed by FDOT								
PKM1	\$0	\$429,240	\$429,240	\$429,240	\$429,240	\$429,240	\$1,716,960	\$3,863,160
Grants and Miscellaneous Totals:	\$0	\$429,240	\$429,240	\$429,240	\$429,240	\$429,240	\$1,716,960	\$3,863,160
Item 431950 4 Totals:	\$0	\$429,240	\$429,240	\$429,240	\$429,240	\$429,240	\$1,716,960	\$3,863,160

AVIATION

Item Number: 429641 1	Description: PETER O'KNIGHT AIRPORT	*NON-SIS*
District: 07	County: HILLSBOROUGH	Type of Work: AVIATION REVENUE/OPERATIONAL
Roadway ID:	Beginning Point: 0	Project Length: 0
L RTP: Page 4.33	Ending Point: 0	Lanes Existing /Improved/Added: 0/ 0/ 0

Fund	<2014	2014	2015	2016	2017	2018	>2018	All Years
Grants and Miscellaneous - Responsible Agency Not Available								
LF	\$0	\$0	\$0	\$530,400	\$0	\$0	\$0	\$530,400
DPTO	\$0	\$0	\$0	\$2,121,300	\$0	\$0	\$0	\$2,121,300
Grants and Miscellaneous Totals:	\$0	\$0	\$0	\$2,651,700	\$0	\$0	\$0	\$2,651,700
Item 429641 1 Totals:	\$0	\$0	\$0	\$2,651,700	\$0	\$0	\$0	\$2,651,700

Item Number: 429642 1	Description: PETER O'KNIGHT AIRPORT	*NON-SIS*
District: 07	County: HILLSBOROUGH	Type of Work: AVIATION REVENUE/OPERATIONAL
Roadway ID:	Beginning Point: 0	Project Length: 0
L RTP: Page 4.33	Ending Point: 0	Lanes Existing /Improved/Added: 0/ 0/ 0

Fund	<2014	2014	2015	2016	2017	2018	>2018	All Years
Grants and Miscellaneous - Responsible Agency Not Available								
LF	\$0	\$0	\$0	\$316,600	\$0	\$0	\$0	\$316,600
DPTO	\$0	\$0	\$0	\$98,600	\$0	\$0	\$0	\$98,600
Grants and Miscellaneous Totals:	\$0	\$0	\$0	\$415,200	\$0	\$0	\$0	\$415,200
Item 429642 1 Totals:	\$0	\$0	\$0	\$415,200	\$0	\$0	\$0	\$415,200

Item Number: 429649 1	Description: PETER O'KNIGHT AIRPORT	*NON-SIS*
District: 07	County: HILLSBOROUGH	Type of Work: AVIATION PRESERVATION PROJEC
Roadway ID:	Beginning Point: 0	Project Length: 0
L RTP: Page 4.33	Ending Point: 0	Lanes Existing /Improved/Added: 0/ 0/ 0

Fund	<2014	2014	2015	2016	2017	2018	>2018	All Years
Grants and Miscellaneous - Responsible Agency Not Available								
LF	\$0	\$0	\$0	\$52,200	\$0	\$0	\$0	\$52,200
DPTO	\$0	\$0	\$0	\$52,100	\$0	\$0	\$0	\$52,100
Grants and Miscellaneous Totals:	\$0	\$0	\$0	\$104,300	\$0	\$0	\$0	\$104,300
Item 429649 1 Totals:	\$0	\$0	\$0	\$104,300	\$0	\$0	\$0	\$104,300

Item Number: **431269 1** Description: PETER O'KNIGHT AIRPORT *NON-SIS*
 District: 07 County: HILLSBOROUGH Type of Work: AVIATION PRESERVATION PROJEC
 Roadway ID: Beginning Point: 0 Project Length: 0
 LRTP: **Page 4.33** Ending Point: 0 Lanes Existing /Improved/Added: 0/ 0/ 0

Fund	<2014	2014	2015	2016	2017	2018	>2018	All Years
Grants and Miscellaneous - Responsible Agency Not Available								
LF	\$0	\$0	\$0	\$0	\$120,100	\$0	\$0	\$120,100
DPTO	\$0	\$0	\$0	\$0	\$480,300	\$0	\$0	\$480,300
Grants and Miscellaneous Totals:	\$0	\$0	\$0	\$0	\$600,400	\$0	\$0	\$600,400
Item 431269 1 Totals:	\$0	\$0	\$0	\$0	\$600,400	\$0	\$0	\$600,400

Item Number: **431270 1** Description: PETER O'KNIGHT AIRPORT *NON-SIS*
 District: 07 County: HILLSBOROUGH Type of Work: AVIATION PRESERVATION PROJEC
 Roadway ID: Beginning Point: 0 Project Length: 0
 LRTP: **Page 4.33** Ending Point: 0 Lanes Existing /Improved/Added: 0/ 0/ 0

Fund	<2014	2014	2015	2016	2017	2018	>2018	All Years
Grants and Miscellaneous - Responsible Agency Not Available								
LF	\$0	\$0	\$0	\$0	\$15,900	\$0	\$0	\$15,900
DPTO	\$0	\$0	\$0	\$0	\$63,500	\$0	\$0	\$63,500
Grants and Miscellaneous Totals:	\$0	\$0	\$0	\$0	\$79,400	\$0	\$0	\$79,400
Item 431270 1 Totals:	\$0	\$0	\$0	\$0	\$79,400	\$0	\$0	\$79,400

Item Number: **431271 1** Description: PETER O'KNIGHT AIRPORT *NON-SIS*
 District: 07 County: HILLSBOROUGH Type of Work: AVIATION REVENUE/OPERATIONAL
 Roadway ID: Beginning Point: 0 Project Length: 0
 LRTP: **Page 4.33** Ending Point: 0 Lanes Existing /Improved/Added: 0/ 0/ 0

Fund	<2014	2014	2015	2016	2017	2018	>2018	All Years
Grants and Miscellaneous - Responsible Agency Not Available								
LF	\$0	\$0	\$0	\$0	\$26,900	\$0	\$0	\$26,900
DPTO	\$0	\$0	\$0	\$0	\$107,200	\$0	\$0	\$107,200
Grants and Miscellaneous Totals:	\$0	\$0	\$0	\$0	\$134,100	\$0	\$0	\$134,100
Item 431271 1 Totals:	\$0	\$0	\$0	\$0	\$134,100	\$0	\$0	\$134,100

Item Number: **431792 1** Description: PETER O'KNIGHT AIRPORT *NON-SIS*
 District: 07 County: HILLSBOROUGH Type of Work: AVIATION PRESERVATION PROJEC
 Roadway ID: Beginning Point: 0 Project Length: 0
 LRTP: **Page 4.33** Ending Point: 0 Lanes Existing /Improved/Added: 0/ 0/ 0

Fund	<2014	2014	2015	2016	2017	2018	>2018	All Years
Grants and Miscellaneous - Responsible Agency Not Available								
DPTO	\$0	\$0	\$302,371	\$183,898	\$0	\$0	\$0	\$486,269
LF	\$0	\$0	\$2,255,735	\$0	\$0	\$0	\$0	\$2,255,735
DDR	\$0	\$0	\$34,306	\$23,690	\$0	\$0	\$0	\$57,996
Grants and Miscellaneous Totals:	\$0	\$0	\$2,592,412	\$207,588	\$0	\$0	\$0	\$2,800,000
Item 431792 1 Totals:	\$0	\$0	\$2,592,412	\$207,588	\$0	\$0	\$0	\$2,800,000

Item Number: **432979 1** Description: PETER O'KNIGHT AIRPORT *NON-SIS*
 District: 07 County: HILLSBOROUGH Type of Work: AVIATION PRESERVATION PROJEC
 Roadway ID: Beginning Point: 0 Project Length: 0
 LRTP: **Page 4.33** Ending Point: 0 Lanes Existing /Improved/Added: 0/ 0/ 0

Fund	<2014	2014	2015	2016	2017	2018	>2018	All Years
Grants and Miscellaneous - Responsible Agency Not Available								
DPTO	\$0	\$0	\$0	\$0	\$0	\$408,600	\$0	\$408,600
LF	\$0	\$0	\$0	\$0	\$0	\$102,200	\$0	\$102,200
Grants and Miscellaneous Totals:	\$0	\$0	\$0	\$0	\$0	\$510,800	\$0	\$510,800
Item 432979 1 Totals:	\$0	\$0	\$0	\$0	\$0	\$510,800	\$0	\$510,800

Item Number: **432980 1** Description: PETER O'KNIGHT AIRPORT *NON-SIS*
 District: 07 County: HILLSBOROUGH Type of Work: AVIATION PRESERVATION PROJEC
 Roadway ID: Beginning Point: 0 Project Length: 0
 LRTP: **Page 4.33** Ending Point: 0 Lanes Existing /Improved/Added: 0/ 0/ 0

Fund	<2014	2014	2015	2016	2017	2018	>2018	All Years
Grants and Miscellaneous - Responsible Agency Not Available								
DPTO	\$0	\$0	\$0	\$0	\$0	\$225,920	\$0	\$225,920
LF	\$0	\$0	\$0	\$0	\$0	\$56,480	\$0	\$56,480
Grants and Miscellaneous Totals:	\$0	\$0	\$0	\$0	\$0	\$282,400	\$0	\$282,400
Item 432980 1 Totals:	\$0	\$0	\$0	\$0	\$0	\$282,400	\$0	\$282,400

Item Number: **422551 2** Description: PLANT CITY AIRPORT *NON-SIS*
 District: 07 County: HILLSBOROUGH Type of Work: AVIATION REVENUE/OPERATIONAL
 Roadway ID: Beginning Point: 0 Project Length: 0
 LTRP: **Page 4.37** Ending Point: 0 Lanes Existing /Improved/Added: 0/ 0/ 0

Fund	<2014	2014	2015	2016	2017	2018	>2018	All Years
Grants and Miscellaneous - Responsible Agency Not Available								
DDR	\$441,000	\$0	\$1,841,414	\$0	\$0	\$0	\$0	\$2,282,414
DPTO	\$0	\$0	\$158,586	\$0	\$0	\$0	\$0	\$158,586
LF	\$1,434,000	\$0	\$638,700	\$0	\$0	\$0	\$0	\$2,072,700
Grants and Miscellaneous Totals:	\$1,875,000	\$0	\$2,638,700	\$0	\$0	\$0	\$0	\$4,513,700
Item 422551 2 Totals:	\$1,875,000	\$0	\$2,638,700	\$0	\$0	\$0	\$0	\$4,513,700

Item Number: **422551 3** Description: PLANT CITY AIRPORT *NON-SIS*
 District: 07 County: HILLSBOROUGH Type of Work: AVIATION REVENUE/OPERATIONAL
 Roadway ID: Beginning Point: 0 Project Length: 0
 LTRP: **Page 4.37** Ending Point: 0 Lanes Existing /Improved/Added: 0/ 0/ 0

Fund	<2014	2014	2015	2016	2017	2018	>2018	All Years
Grants and Miscellaneous - Responsible Agency Not Available								
DPTO	\$0	\$0	\$173,120	\$0	\$0	\$0	\$0	\$173,120
LF	\$0	\$0	\$43,280	\$0	\$0	\$0	\$0	\$43,280
Grants and Miscellaneous Totals:	\$0	\$0	\$216,400	\$0	\$0	\$0	\$0	\$216,400
Item 422551 3 Totals:	\$0	\$0	\$216,400	\$0	\$0	\$0	\$0	\$216,400

Item Number: **429614 1** Description: PLANT CITY AIRPORT *NON-SIS*
 District: 07 County: HILLSBOROUGH Type of Work: AVIATION REVENUE/OPERATIONAL
 Roadway ID: Beginning Point: 0 Project Length: 0
 LTRP: **Page 4.37** Ending Point: 0 Lanes Existing /Improved/Added: 0/ 0/ 0

Fund	<2014	2014	2015	2016	2017	2018	>2018	All Years
Grants and Miscellaneous - Responsible Agency Not Available								
DDR	\$0	\$0	\$0	\$91,360	\$0	\$0	\$0	\$91,360
LF	\$0	\$0	\$0	\$22,840	\$0	\$0	\$0	\$22,840
Grants and Miscellaneous Totals:	\$0	\$0	\$0	\$114,200	\$0	\$0	\$0	\$114,200
Item 429614 1 Totals:	\$0	\$0	\$0	\$114,200	\$0	\$0	\$0	\$114,200

Item Number: **425921 1** Description: TAMPA EXECUTIVE AIRPORT *NON-SIS*
 District: 07 County: HILLSBOROUGH Type of Work: AVIATION REVENUE/OPERATIONAL
 Roadway ID: Beginning Point: 0 Project Length: 0
 LRTP: **Page 4.36** Ending Point: 0 Lanes Existing /Improved/Added: 0/ 0/ 0

Fund	<2014	2014	2015	2016	2017	2018	>2018	All Years
Grants and Miscellaneous - Responsible Agency Not Available								
LF	\$0	\$2,389,600	\$0	\$0	\$0	\$0	\$0	\$2,389,600
DDR	\$0	\$226,400	\$0	\$0	\$0	\$0	\$0	\$226,400
Grants and Miscellaneous Totals:	\$0	\$2,616,000	\$0	\$0	\$0	\$0	\$0	\$2,616,000
Item 425921 1 Totals:	\$0	\$2,616,000	\$0	\$0	\$0	\$0	\$0	\$2,616,000

Item Number: **428062 1** Description: TAMPA EXECUTIVE AIRPORT *SIS*
 District: 07 County: HILLSBOROUGH Type of Work: AVIATION REVENUE/OPERATIONAL
 Roadway ID: Beginning Point: 0 Project Length: 0
 LRTP: **Page 4.36** Ending Point: 0 Lanes Existing /Improved/Added: 0/ 0/ 0

Fund	<2014	2014	2015	2016	2017	2018	>2018	All Years
Grants and Miscellaneous - Responsible Agency Not Available								
DPTO	\$0	\$0	\$166,000	\$0	\$0	\$0	\$0	\$166,000
LF	\$0	\$0	\$41,600	\$0	\$0	\$0	\$0	\$41,600
Grants and Miscellaneous Totals:	\$0	\$0	\$207,600	\$0	\$0	\$0	\$0	\$207,600
Item 428062 1 Totals:	\$0	\$0	\$207,600	\$0	\$0	\$0	\$0	\$207,600

Item Number: **429615 1** Description: TAMPA EXECUTIVE AIRPORT *SIS*
 District: 07 County: HILLSBOROUGH Type of Work: AVIATION PRESERVATION PROJEC
 Roadway ID: Beginning Point: 0 Project Length: 0
 LRTP: **Page 4.36** Ending Point: 0 Lanes Existing /Improved/Added: 0/ 0/ 0

Fund	<2014	2014	2015	2016	2017	2018	>2018	All Years
Grants and Miscellaneous - Responsible Agency Not Available								
FAA	\$0	\$0	\$0	\$300,000	\$0	\$0	\$0	\$300,000
DDR	\$0	\$0	\$0	\$69,000	\$0	\$0	\$0	\$69,000
LF	\$0	\$0	\$0	\$69,100	\$0	\$0	\$0	\$69,100
Grants and Miscellaneous Totals:	\$0	\$0	\$0	\$438,100	\$0	\$0	\$0	\$438,100
Item 429615 1 Totals:	\$0	\$0	\$0	\$438,100	\$0	\$0	\$0	\$438,100

Item Number: **429617 1** Description: TAMPA EXECUTIVE AIRPORT *NON-SIS*
 District: 07 County: HILLSBOROUGH Type of Work: AVIATION SAFETY PROJECT
 Roadway ID: Beginning Point: 0 Project Length: 0
 LRTP: **Page 4.36** Ending Point: 0 Lanes Existing /Improved/Added: 0/ 0/ 0

Fund	<2014	2014	2015	2016	2017	2018	>2018	All Years
Grants and Miscellaneous - Responsible Agency Not Available								
LF	\$0	\$0	\$0	\$40,680	\$0	\$0	\$0	\$40,680
DPTO	\$0	\$0	\$0	\$162,720	\$0	\$0	\$0	\$162,720
Grants and Miscellaneous Totals:	\$0	\$0	\$0	\$203,400	\$0	\$0	\$0	\$203,400
Item 429617 1 Totals:	\$0	\$0	\$0	\$203,400	\$0	\$0	\$0	\$203,400

Item Number: **431255 1** Description: TAMPA EXECUTIVE AIRPORT *SIS*
 District: 07 County: HILLSBOROUGH Type of Work: AVIATION REVENUE/OPERATIONAL
 Roadway ID: Beginning Point: 0 Project Length: 0
 LRTP: **Page 4.36** Ending Point: 0 Lanes Existing /Improved/Added: 0/ 0/ 0

Fund	<2014	2014	2015	2016	2017	2018	>2018	All Years
Grants and Miscellaneous - Responsible Agency Not Available								
FAA	\$0	\$0	\$0	\$0	\$349,800	\$0	\$0	\$349,800
LF	\$0	\$0	\$0	\$0	\$1,008,200	\$0	\$0	\$1,008,200
DDR	\$0	\$0	\$0	\$0	\$103,791	\$0	\$0	\$103,791
DPTO	\$0	\$0	\$0	\$0	\$2,224,483	\$0	\$0	\$2,224,483
Grants and Miscellaneous Totals:	\$0	\$0	\$0	\$0	\$3,686,274	\$0	\$0	\$3,686,274
Item 431255 1 Totals:	\$0	\$0	\$0	\$0	\$3,686,274	\$0	\$0	\$3,686,274

Item Number: **431256 1** Description: TAMPA EXECUTIVE AIRPORT *SIS*
 District: 07 County: HILLSBOROUGH Type of Work: AVIATION REVENUE/OPERATIONAL
 Roadway ID: Beginning Point: 0 Project Length: 0
 LRTP: **Page 4.36** Ending Point: 0 Lanes Existing /Improved/Added: 0/ 0/ 0

Fund	<2014	2014	2015	2016	2017	2018	>2018	All Years
Grants and Miscellaneous - Responsible Agency Not Available								
DPTO	\$0	\$0	\$0	\$0	\$85,000	\$0	\$0	\$85,000
LF	\$0	\$0	\$0	\$0	\$24,900	\$0	\$0	\$24,900
Grants and Miscellaneous Totals:	\$0	\$0	\$0	\$0	\$109,900	\$0	\$0	\$109,900
Item 431256 1 Totals:	\$0	\$0	\$0	\$0	\$109,900	\$0	\$0	\$109,900

Item Number: **431257 1** Description: TAMPA EXECUTIVE AIRPORT *SIS*
 District: 07 County: HILLSBOROUGH Type of Work: AVIATION REVENUE/OPERATIONAL
 Roadway ID: Beginning Point: 0 Project Length: 0
 LRTP: **Page 4.36** Ending Point: 0 Lanes Existing /Improved/Added: 0/ 0/ 0

Fund	<2014	2014	2015	2016	2017	2018	>2018	All Years
Grants and Miscellaneous - Responsible Agency Not Available								
DPTO	\$0	\$0	\$0	\$0	\$210,000	\$0	\$0	\$210,000
LF	\$0	\$0	\$0	\$0	\$56,600	\$0	\$0	\$56,600
Grants and Miscellaneous Totals:	\$0	\$0	\$0	\$0	\$266,600	\$0	\$0	\$266,600
Item 431257 1 Totals:	\$0	\$0	\$0	\$0	\$266,600	\$0	\$0	\$266,600

Item Number: **432981 1** Description: TAMPA EXECUTIVE AIRPORT *NON-SIS*
 District: 07 County: HILLSBOROUGH Type of Work: AVIATION PRESERVATION PROJEC
 Roadway ID: Beginning Point: 0 Project Length: 0
 LRTP: **Page 4.36** Ending Point: 0 Lanes Existing /Improved/Added: 0/ 0/ 0

Fund	<2014	2014	2015	2016	2017	2018	>2018	All Years
Grants and Miscellaneous - Responsible Agency Not Available								
DPTO	\$0	\$0	\$0	\$0	\$0	\$172,480	\$0	\$172,480
LF	\$0	\$0	\$0	\$0	\$0	\$43,120	\$0	\$43,120
Grants and Miscellaneous Totals:	\$0	\$0	\$0	\$0	\$0	\$215,600	\$0	\$215,600
Item 432981 1 Totals:	\$0	\$0	\$0	\$0	\$0	\$215,600	\$0	\$215,600

Item Number: **432982 1** Description: TAMPA EXECUTIVE AIRPORT *NON-SIS*
 District: 07 County: HILLSBOROUGH Type of Work: AVIATION PRESERVATION PROJEC
 Roadway ID: Beginning Point: 0 Project Length: 0
 LRTP: **Page 4.36** Ending Point: 0 Lanes Existing /Improved/Added: 0/ 0/ 0

Fund	<2014	2014	2015	2016	2017	2018	>2018	All Years
Grants and Miscellaneous - Responsible Agency Not Available								
LF	\$0	\$0	\$0	\$0	\$0	\$212,360	\$0	\$212,360
DPTO	\$0	\$0	\$0	\$0	\$0	\$849,440	\$0	\$849,440
Grants and Miscellaneous Totals:	\$0	\$0	\$0	\$0	\$0	\$1,061,800	\$0	\$1,061,800
Item 432982 1 Totals:	\$0	\$0	\$0	\$0	\$0	\$1,061,800	\$0	\$1,061,800

Item Number: 432983 1		Description: TAMPA EXECUTIVE AIRPORT					*NON-SIS*		
District: 07		County: HILLSBOROUGH			Type of Work: AVIATION PRESERVATION PROJEC				
Roadway ID:		Beginning Point: 0			Project Length: 0				
LRTP: Page 4.36		Ending Point: 0			Lanes Existing /Improved/Added: 0/ 0/ 0				
Fund	<2014	2014	2015	2016	2017	2018	>2018	All Years	
Grants and Miscellaneous - Responsible Agency Not Available									
LF	\$0	\$0	\$0	\$0	\$0	\$148,020	\$0	\$148,020	
DPTO	\$0	\$0	\$0	\$0	\$0	\$575,118	\$0	\$575,118	
Grants and Miscellaneous Totals:	\$0	\$0	\$0	\$0	\$0	\$723,138	\$0	\$723,138	
Item 432983 1 Totals:	\$0	\$0	\$0	\$0	\$0	\$723,138	\$0	\$723,138	

Item Number: 432984 1		Description: TAMPA EXECUTIVE AIRPORT					*NON-SIS*		
District: 07		County: HILLSBOROUGH			Type of Work: AVIATION PRESERVATION PROJEC				
Roadway ID:		Beginning Point: 0			Project Length: 0				
LRTP: Page 4.36		Ending Point: 0			Lanes Existing /Improved/Added: 0/ 0/ 0				
Fund	<2014	2014	2015	2016	2017	2018	>2018	All Years	
Grants and Miscellaneous - Responsible Agency Not Available									
DPTO	\$0	\$0	\$0	\$0	\$0	\$415,000	\$0	\$415,000	
LF	\$0	\$0	\$0	\$0	\$0	\$415,000	\$0	\$415,000	
Grants and Miscellaneous Totals:	\$0	\$0	\$0	\$0	\$0	\$830,000	\$0	\$830,000	
Item 432984 1 Totals:	\$0	\$0	\$0	\$0	\$0	\$830,000	\$0	\$830,000	

Item Number: 432985 1		Description: TAMPA EXECUTIVE AIRPORT					*NON-SIS*		
District: 07		County: HILLSBOROUGH			Type of Work: AVIATION PRESERVATION PROJEC				
Roadway ID:		Beginning Point: 0			Project Length: 0				
LRTP: Page 4.36		Ending Point: 0			Lanes Existing /Improved/Added: 0/ 0/ 0				
Fund	<2014	2014	2015	2016	2017	2018	>2018	All Years	
Grants and Miscellaneous - Responsible Agency Not Available									
FAA	\$0	\$0	\$0	\$0	\$0	\$450,000	\$0	\$450,000	
DPTO	\$0	\$0	\$0	\$0	\$0	\$288,600	\$0	\$288,600	
LF	\$0	\$0	\$0	\$0	\$0	\$138,700	\$0	\$138,700	
Grants and Miscellaneous Totals:	\$0	\$0	\$0	\$0	\$0	\$877,300	\$0	\$877,300	
Item 432985 1 Totals:	\$0	\$0	\$0	\$0	\$0	\$877,300	\$0	\$877,300	

Item Number: 432986 1		Description: TAMPA EXECUTIVE AIRPORT					*NON-SIS*		
District: 07		County: HILLSBOROUGH			Type of Work: AVIATION PRESERVATION PROJEC				
Roadway ID:		Beginning Point: 0			Project Length: 0				
LRTP: Page 4.36		Ending Point: 0			Lanes Existing /Improved/Added: 0/ 0/ 0				
Fund	<2014	2014	2015	2016	2017	2018	>2018	All Years	
Grants and Miscellaneous - Responsible Agency Not Available									
LF	\$0	\$0	\$0	\$0	\$0	\$32,000	\$0	\$32,000	
DPTO	\$0	\$0	\$0	\$0	\$0	\$127,900	\$0	\$127,900	
Grants and Miscellaneous Totals:	\$0	\$0	\$0	\$0	\$0	\$159,900	\$0	\$159,900	
Item 432986 1 Totals:	\$0	\$0	\$0	\$0	\$0	\$159,900	\$0	\$159,900	

Item Number: 432987 1		Description: TAMPA EXECUTIVE AIRPORT					*NON-SIS*		
District: 07		County: HILLSBOROUGH			Type of Work: AVIATION PRESERVATION PROJEC				
Roadway ID:		Beginning Point: 0			Project Length: 0				
LRTP: Page 4.36		Ending Point: 0			Lanes Existing /Improved/Added: 0/ 0/ 0				
Fund	<2014	2014	2015	2016	2017	2018	>2018	All Years	
Grants and Miscellaneous - Responsible Agency Not Available									
DPTO	\$0	\$0	\$0	\$0	\$0	\$166,000	\$0	\$166,000	
LF	\$0	\$0	\$0	\$0	\$0	\$41,600	\$0	\$41,600	
Grants and Miscellaneous Totals:	\$0	\$0	\$0	\$0	\$0	\$207,600	\$0	\$207,600	
Item 432987 1 Totals:	\$0	\$0	\$0	\$0	\$0	\$207,600	\$0	\$207,600	

Item Number: 432988 1		Description: TAMPA EXECUTIVE AIRPORT					*NON-SIS*		
District: 07		County: HILLSBOROUGH			Type of Work: AVIATION PRESERVATION PROJEC				
Roadway ID:		Beginning Point: 0			Project Length: 0				
LRTP: Page 4.36		Ending Point: 0			Lanes Existing /Improved/Added: 0/ 0/ 0				
Fund	<2014	2014	2015	2016	2017	2018	>2018	All Years	
Grants and Miscellaneous - Responsible Agency Not Available									
LF	\$0	\$0	\$0	\$0	\$0	\$218,300	\$0	\$218,300	
FAA	\$0	\$0	\$0	\$0	\$0	\$2,619,600	\$0	\$2,619,600	
DPTO	\$0	\$0	\$0	\$0	\$0	\$72,800	\$0	\$72,800	
Grants and Miscellaneous Totals:	\$0	\$0	\$0	\$0	\$0	\$2,910,700	\$0	\$2,910,700	
Item 432988 1 Totals:	\$0	\$0	\$0	\$0	\$0	\$2,910,700	\$0	\$2,910,700	

Item Number: **432989 1** Description: TAMPA EXECUTIVE AIRPORT *NON-SIS*
 District: 07 County: HILLSBOROUGH Type of Work: AVIATION PRESERVATION PROJEC
 Roadway ID: Beginning Point: 0 Project Length: 0
 LRTP: **Page 4.36** Ending Point: 0 Lanes Existing /Improved/Added: 0/ 0/ 0

Fund	<2014	2014	2015	2016	2017	2018	>2018	All Years
Grants and Miscellaneous - Responsible Agency Not Available								
LF	\$0	\$0	\$0	\$0	\$0	\$84,300	\$0	\$84,300
DPTO	\$0	\$0	\$0	\$0	\$0	\$84,300	\$0	\$84,300
Grants and Miscellaneous Totals:	\$0	\$0	\$0	\$0	\$0	\$168,600	\$0	\$168,600
Item 432989 1 Totals:	\$0	\$0	\$0	\$0	\$0	\$168,600	\$0	\$168,600

Item Number: **433001 1** Description: TAMPA EXECUTIVE AIRPORT *NON-SIS*
 District: 07 County: HILLSBOROUGH Type of Work: AVIATION PRESERVATION PROJEC
 Roadway ID: Beginning Point: 0 Project Length: 0
 LRTP: **Page 4.36** Ending Point: 0 Lanes Existing /Improved/Added: 0/ 0/ 0

Fund	<2014	2014	2015	2016	2017	2018	>2018	All Years
Grants and Miscellaneous - Responsible Agency Not Available								
DPTO	\$0	\$0	\$0	\$0	\$0	\$385,360	\$0	\$385,360
LF	\$0	\$0	\$0	\$0	\$0	\$96,340	\$0	\$96,340
Grants and Miscellaneous Totals:	\$0	\$0	\$0	\$0	\$0	\$481,700	\$0	\$481,700
Item 433001 1 Totals:	\$0	\$0	\$0	\$0	\$0	\$481,700	\$0	\$481,700

Item Number: **415759 1** Description: TAMPA INTERNATIONAL AIRPORT *SIS*
 District: 07 County: HILLSBOROUGH Type of Work: AVIATION PRESERVATION PROJEC
 Roadway ID: Beginning Point: 0 Project Length: 0
 LRTP: **Page 4.33** Ending Point: 0 Lanes Existing /Improved/Added: 0/ 0/ 0

Fund	<2014	2014	2015	2016	2017	2018	>2018	All Years
Grants and Miscellaneous - Responsible Agency Not Available								
DDR	\$220,000	\$0	\$0	\$294,900	\$0	\$0	\$0	\$514,900
FAA	\$1,320,000	\$0	\$0	\$1,769,400	\$0	\$0	\$0	\$3,089,400
LF	\$220,000	\$0	\$0	\$295,000	\$0	\$0	\$0	\$515,000
Grants and Miscellaneous Totals:	\$1,760,000	\$0	\$0	\$2,359,300	\$0	\$0	\$0	\$4,119,300
Item 415759 1 Totals:	\$1,760,000	\$0	\$0	\$2,359,300	\$0	\$0	\$0	\$4,119,300

Item Number: 420808 1		Description: TAMPA INTERNATIONAL AIRPORT					*SIS*	
District: 07		County: HILLSBOROUGH			Type of Work: AVIATION CAPACITY PROJECT			
Roadway ID:		Beginning Point: 0			Project Length: 0			
LRTP: Page 4.33		Ending Point: 0			Lanes Existing /Improved/Added: 0/ 0/ 0			
Fund	<2014	2014	2015	2016	2017	2018	>2018	All Years
Grants and Miscellaneous - Responsible Agency Not Available								
LF	\$0	\$0	\$0	\$5,400,000	\$0	\$0	\$0	\$5,400,000
DIS	\$0	\$0	\$0	\$5,400,000	\$0	\$0	\$0	\$5,400,000
Grants and Miscellaneous Totals:	\$0	\$0	\$0	\$10,800,000	\$0	\$0	\$0	\$10,800,000
Item 420808 1 Totals:	\$0	\$0	\$0	\$10,800,000	\$0	\$0	\$0	\$10,800,000

Item Number: 425919 1		Description: TAMPA INTERNATIONAL AIRPORT					*SIS*	
District: 07		County: HILLSBOROUGH			Type of Work: AVIATION CAPACITY PROJECT			
Roadway ID:		Beginning Point: 0			Project Length: 0			
LRTP: Page 4.33		Ending Point: 0			Lanes Existing /Improved/Added: 0/ 0/ 0			
Fund	<2014	2014	2015	2016	2017	2018	>2018	All Years
Grants and Miscellaneous - Responsible Agency Not Available								
LF	\$0	\$254,000	\$0	\$0	\$0	\$0	\$0	\$254,000
DPTO	\$0	\$254,000	\$0	\$0	\$0	\$0	\$0	\$254,000
Grants and Miscellaneous Totals:	\$0	\$508,000	\$0	\$0	\$0	\$0	\$0	\$508,000
Item 425919 1 Totals:	\$0	\$508,000	\$0	\$0	\$0	\$0	\$0	\$508,000

Item Number: 425920 1		Description: TAMPA INTERNATIONAL AIRPORT					*SIS*	
District: 07		County: HILLSBOROUGH			Type of Work: AVIATION CAPACITY PROJECT			
Roadway ID:		Beginning Point: 0			Project Length: 0			
LRTP: Page 4.33		Ending Point: 0			Lanes Existing /Improved/Added: 0/ 0/ 0			
Fund	<2014	2014	2015	2016	2017	2018	>2018	All Years
Grants and Miscellaneous - Responsible Agency Not Available								
DPTO	\$0	\$2,471,612	\$0	\$0	\$0	\$0	\$0	\$2,471,612
LF	\$0	\$5,000,000	\$0	\$0	\$0	\$0	\$0	\$5,000,000
Grants and Miscellaneous Totals:	\$0	\$7,471,612	\$0	\$0	\$0	\$0	\$0	\$7,471,612
Item 425920 1 Totals:	\$0	\$7,471,612	\$0	\$0	\$0	\$0	\$0	\$7,471,612

Item Number: 425920 2	Description: TAMPA INTERNATIONAL AIRPORT	*SIS*
District: 07	County: HILLSBOROUGH	Type of Work: AVIATION SECURITY PROJECT
Roadway ID:	Beginning Point: 0	Project Length: 0
L RTP: Page 4.33	Ending Point: 0	Lanes Existing /Improved/Added: 0/ 0/ 0

Fund	<2014	2014	2015	2016	2017	2018	>2018	All Years
Grants and Miscellaneous - Responsible Agency Not Available								
LF	\$0	\$2,957,200	\$0	\$0	\$3,032,200	\$0	\$0	\$5,989,400
DDR	\$0	\$2,957,200	\$0	\$0	\$0	\$0	\$0	\$2,957,200
DPTO	\$0	\$0	\$0	\$0	\$3,032,200	\$0	\$0	\$3,032,200
Grants and Miscellaneous Totals:	\$0	\$5,914,400	\$0	\$0	\$6,064,400	\$0	\$0	\$11,978,800
Item 425920 2 Totals:	\$0	\$5,914,400	\$0	\$0	\$6,064,400	\$0	\$0	\$11,978,800

Item Number: 425920 3	Description: TAMPA INTERNATIONAL AIRPORT	*SIS*
District: 07	County: HILLSBOROUGH	Type of Work: AVIATION PRESERVATION PROJEC
Roadway ID:	Beginning Point: 0	Project Length: 0
L RTP: Page 4.33	Ending Point: 0	Lanes Existing /Improved/Added: 0/ 0/ 0

Fund	<2014	2014	2015	2016	2017	2018	>2018	All Years
Grants and Miscellaneous - Responsible Agency Not Available								
DDR	\$0	\$100,000	\$0	\$0	\$0	\$0	\$0	\$100,000
LF	\$0	\$100,000	\$0	\$0	\$0	\$0	\$0	\$100,000
Grants and Miscellaneous Totals:	\$0	\$200,000	\$0	\$0	\$0	\$0	\$0	\$200,000
Item 425920 3 Totals:	\$0	\$200,000	\$0	\$0	\$0	\$0	\$0	\$200,000

Item Number: 425920 4	Description: TAMPA INTERNATIONAL AIRPORT	*SIS*
District: 07	County: HILLSBOROUGH	Type of Work: AVIATION PRESERVATION PROJEC
Roadway ID:	Beginning Point: 0	Project Length: 0
L RTP: Page 4.33	Ending Point: 0	Lanes Existing /Improved/Added: 0/ 0/ 0

Fund	<2014	2014	2015	2016	2017	2018	>2018	All Years
Grants and Miscellaneous - Responsible Agency Not Available								
DDR	\$0	\$728,997	\$0	\$0	\$0	\$0	\$0	\$728,997
LF	\$0	\$4,006,753	\$0	\$0	\$0	\$0	\$0	\$4,006,753
DPTO	\$0	\$123,738	\$0	\$0	\$0	\$0	\$0	\$123,738
Grants and Miscellaneous Totals:	\$0	\$4,859,488	\$0	\$0	\$0	\$0	\$0	\$4,859,488
Item 425920 4 Totals:	\$0	\$4,859,488	\$0	\$0	\$0	\$0	\$0	\$4,859,488

Item Number: 425920 5	Description: TAMPA INTERNATIONAL AIRPORT	*SIS*
District: 07	County: HILLSBOROUGH	Type of Work: AVIATION PRESERVATION PROJEC
Roadway ID:	Beginning Point: 0	Project Length: 0
L RTP: Page 4.33	Ending Point: 0	Lanes Existing /Improved/Added: 0/ 0/ 0

Fund	<2014	2014	2015	2016	2017	2018	>2018	All Years
Grants and Miscellaneous - Responsible Agency Not Available								
DPTO	\$0	\$301,914	\$0	\$0	\$0	\$0	\$0	\$301,914
LF	\$0	\$342,800	\$0	\$0	\$0	\$0	\$0	\$342,800
DDR	\$0	\$40,886	\$0	\$0	\$0	\$0	\$0	\$40,886
Grants and Miscellaneous Totals:	\$0	\$685,600	\$0	\$0	\$0	\$0	\$0	\$685,600
Item 425920 5 Totals:	\$0	\$685,600	\$0	\$0	\$0	\$0	\$0	\$685,600

Item Number: 425920 6	Description: TAMPA INTERNATIONAL AIRPORT	*SIS*
District: 07	County: HILLSBOROUGH	Type of Work: AVIATION PRESERVATION PROJEC
Roadway ID:	Beginning Point: 0	Project Length: 0
L RTP: Page 4.33	Ending Point: 0	Lanes Existing /Improved/Added: 0/ 0/ 0

Fund	<2014	2014	2015	2016	2017	2018	>2018	All Years
Grants and Miscellaneous - Responsible Agency Not Available								
LF	\$0	\$883,800	\$0	\$0	\$0	\$0	\$0	\$883,800
DDR	\$0	\$883,700	\$0	\$0	\$0	\$0	\$0	\$883,700
Grants and Miscellaneous Totals:	\$0	\$1,767,500	\$0	\$0	\$0	\$0	\$0	\$1,767,500
Item 425920 6 Totals:	\$0	\$1,767,500	\$0	\$0	\$0	\$0	\$0	\$1,767,500

Item Number: 425920 7	Description: TAMPA INTERNATIONAL AIRPORT	*SIS*
District: 07	County: HILLSBOROUGH	Type of Work: AVIATION PRESERVATION PROJEC
Roadway ID:	Beginning Point: 0	Project Length: 0
L RTP: Page 4.33	Ending Point: 0	Lanes Existing /Improved/Added: 0/ 0/ 0

Fund	<2014	2014	2015	2016	2017	2018	>2018	All Years
Grants and Miscellaneous - Responsible Agency Not Available								
DDR	\$0	\$85,600	\$0	\$0	\$0	\$0	\$0	\$85,600
LF	\$0	\$85,600	\$0	\$0	\$0	\$0	\$0	\$85,600
Grants and Miscellaneous Totals:	\$0	\$171,200	\$0	\$0	\$0	\$0	\$0	\$171,200
Item 425920 7 Totals:	\$0	\$171,200	\$0	\$0	\$0	\$0	\$0	\$171,200

Item Number: **428057 1** Description: TAMPA INTERNATIONAL AIRPORT *SIS*
 District: 07 County: HILLSBOROUGH Type of Work: AVIATION REVENUE/OPERATIONAL
 Roadway ID: Beginning Point: 0 Project Length: 0
 LRTP: **Page 4.33** Ending Point: 0 Lanes Existing /Improved/Added: 0/ 0/ 0

Fund	<2014	2014	2015	2016	2017	2018	>2018	All Years
Grants and Miscellaneous - Responsible Agency Not Available								
LF	\$0	\$0	\$937,500	\$0	\$0	\$0	\$0	\$937,500
DPTO	\$0	\$0	\$73,688	\$0	\$0	\$0	\$0	\$73,688
Grants and Miscellaneous Totals:	\$0	\$0	\$1,011,188	\$0	\$0	\$0	\$0	\$1,011,188
Item 428057 1 Totals:	\$0	\$0	\$1,011,188	\$0	\$0	\$0	\$0	\$1,011,188

Item Number: **428057 2** Description: TAMPA INTERNATIONAL AIRPORT *SIS*
 District: 07 County: HILLSBOROUGH Type of Work: AVIATION PRESERVATION PROJEC
 Roadway ID: Beginning Point: 0 Project Length: 0
 LRTP: **Page 4.33** Ending Point: 0 Lanes Existing /Improved/Added: 0/ 0/ 0

Fund	<2014	2014	2015	2016	2017	2018	>2018	All Years
Grants and Miscellaneous - Responsible Agency Not Available								
LF	\$0	\$0	\$2,028,800	\$0	\$0	\$0	\$0	\$2,028,800
DPTO	\$0	\$0	\$2,028,800	\$0	\$0	\$0	\$0	\$2,028,800
Grants and Miscellaneous Totals:	\$0	\$0	\$4,057,600	\$0	\$0	\$0	\$0	\$4,057,600
Item 428057 2 Totals:	\$0	\$0	\$4,057,600	\$0	\$0	\$0	\$0	\$4,057,600

Item Number: **428057 3** Description: TAMPA INTERNATIONAL AIRPORT *SIS*
 District: 07 County: HILLSBOROUGH Type of Work: AVIATION PRESERVATION PROJEC
 Roadway ID: Beginning Point: 0 Project Length: 0
 LRTP: **Page 4.33** Ending Point: 0 Lanes Existing /Improved/Added: 0/ 0/ 0

Fund	<2014	2014	2015	2016	2017	2018	>2018	All Years
Grants and Miscellaneous - Responsible Agency Not Available								
DPTO	\$0	\$0	\$31,200	\$0	\$0	\$0	\$0	\$31,200
FAA	\$0	\$0	\$232,100	\$0	\$0	\$0	\$0	\$232,100
LF	\$0	\$0	\$46,200	\$0	\$0	\$0	\$0	\$46,200
Grants and Miscellaneous Totals:	\$0	\$0	\$309,500	\$0	\$0	\$0	\$0	\$309,500
Item 428057 3 Totals:	\$0	\$0	\$309,500	\$0	\$0	\$0	\$0	\$309,500

Item Number: **428057 4** Description: TAMPA INTERNATIONAL AIRPORT *SIS*
 District: 07 County: HILLSBOROUGH Type of Work: AVIATION REVENUE/OPERATIONAL
 Roadway ID: Beginning Point: 0 Project Length: 0
 LRTP: **Page 4.33** Ending Point: 0 Lanes Existing /Improved/Added: 0/ 0/ 0

Fund	<2014	2014	2015	2016	2017	2018	>2018	All Years
Grants and Miscellaneous - Responsible Agency Not Available								
LF	\$0	\$0	\$251,500	\$0	\$0	\$0	\$0	\$251,500
FAA	\$0	\$0	\$1,508,800	\$0	\$0	\$0	\$0	\$1,508,800
DPTO	\$0	\$0	\$251,500	\$0	\$0	\$0	\$0	\$251,500
Grants and Miscellaneous Totals:	\$0	\$0	\$2,011,800	\$0	\$0	\$0	\$0	\$2,011,800
Item 428057 4 Totals:	\$0	\$0	\$2,011,800	\$0	\$0	\$0	\$0	\$2,011,800

Item Number: **428057 5** Description: TAMPA INTERNATIONAL AIRPORT *SIS*
 District: 07 County: HILLSBOROUGH Type of Work: AVIATION REVENUE/OPERATIONAL
 Roadway ID: Beginning Point: 0 Project Length: 0
 LRTP: **Page 4.33** Ending Point: 0 Lanes Existing /Improved/Added: 0/ 0/ 0

Fund	<2014	2014	2015	2016	2017	2018	>2018	All Years
Grants and Miscellaneous - Responsible Agency Not Available								
DPTO	\$0	\$0	\$160,900	\$0	\$0	\$0	\$0	\$160,900
LF	\$0	\$0	\$161,000	\$0	\$0	\$0	\$0	\$161,000
Grants and Miscellaneous Totals:	\$0	\$0	\$321,900	\$0	\$0	\$0	\$0	\$321,900
Item 428057 5 Totals:	\$0	\$0	\$321,900	\$0	\$0	\$0	\$0	\$321,900

Item Number: **428057 6** Description: TAMPA INTERNATIONAL AIRPORT *SIS*
 District: 07 County: HILLSBOROUGH Type of Work: AVIATION PRESERVATION PROJEC
 Roadway ID: Beginning Point: 0 Project Length: 0
 LRTP: **Page 4.33** Ending Point: 0 Lanes Existing /Improved/Added: 0/ 0/ 0

Fund	<2014	2014	2015	2016	2017	2018	>2018	All Years
Grants and Miscellaneous - Responsible Agency Not Available								
DPTO	\$0	\$0	\$80,400	\$0	\$0	\$0	\$0	\$80,400
LF	\$0	\$0	\$80,500	\$0	\$0	\$0	\$0	\$80,500
Grants and Miscellaneous Totals:	\$0	\$0	\$160,900	\$0	\$0	\$0	\$0	\$160,900
Item 428057 6 Totals:	\$0	\$0	\$160,900	\$0	\$0	\$0	\$0	\$160,900

Item Number: **428057 7** Description: TAMPA INTERNATIONAL AIRPORT *SIS*
 District: 07 County: HILLSBOROUGH Type of Work: AVIATION PRESERVATION PROJEC
 Roadway ID: Beginning Point: 0 Project Length: 0
 LRTP: **Page 4.33** Ending Point: 0 Lanes Existing /Improved/Added: 0/ 0/ 0

Fund	<2014	2014	2015	2016	2017	2018	>2018	All Years
Grants and Miscellaneous - Responsible Agency Not Available								
DPTO	\$0	\$0	\$99,000	\$0	\$0	\$0	\$0	\$99,000
LF	\$0	\$0	\$99,100	\$0	\$0	\$0	\$0	\$99,100
Grants and Miscellaneous Totals:	\$0	\$0	\$198,100	\$0	\$0	\$0	\$0	\$198,100
Item 428057 7 Totals:	\$0	\$0	\$198,100	\$0	\$0	\$0	\$0	\$198,100

Item Number: **428057 8** Description: TAMPA INTERNATIONAL AIRPORT *SIS*
 District: 07 County: HILLSBOROUGH Type of Work: AVIATION PRESERVATION PROJEC
 Roadway ID: Beginning Point: 0 Project Length: 0
 LRTP: **Page 4.33** Ending Point: 0 Lanes Existing /Improved/Added: 0/ 0/ 0

Fund	<2014	2014	2015	2016	2017	2018	>2018	All Years
Grants and Miscellaneous - Responsible Agency Not Available								
LF	\$0	\$0	\$120,700	\$0	\$0	\$0	\$0	\$120,700
DPTO	\$0	\$0	\$120,700	\$0	\$0	\$0	\$0	\$120,700
Grants and Miscellaneous Totals:	\$0	\$0	\$241,400	\$0	\$0	\$0	\$0	\$241,400
Item 428057 8 Totals:	\$0	\$0	\$241,400	\$0	\$0	\$0	\$0	\$241,400

Item Number: **428057 9** Description: TAMPA INTERNATIONAL AIRPORT *SIS*
 District: 07 County: HILLSBOROUGH Type of Work: AVIATION PRESERVATION PROJEC
 Roadway ID: Beginning Point: 0 Project Length: 0
 LRTP: **Page 4.33** Ending Point: 0 Lanes Existing /Improved/Added: 0/ 0/ 0

Fund	<2014	2014	2015	2016	2017	2018	>2018	All Years
Grants and Miscellaneous - Responsible Agency Not Available								
LF	\$0	\$0	\$201,200	\$0	\$0	\$0	\$0	\$201,200
DPTO	\$0	\$0	\$201,200	\$0	\$0	\$0	\$0	\$201,200
Grants and Miscellaneous Totals:	\$0	\$0	\$402,400	\$0	\$0	\$0	\$0	\$402,400
Item 428057 9 Totals:	\$0	\$0	\$402,400	\$0	\$0	\$0	\$0	\$402,400

Item Number: 428078 1	Description: TAMPA INTERNATIONAL AIRPORT	*SIS*
District: 07	County: HILLSBOROUGH	Type of Work: AVIATION PRESERVATION PROJEC
Roadway ID:	Beginning Point: 0	Project Length: 0
L RTP: Page 4.33	Ending Point: 0	Lanes Existing /Improved/Added: 0/ 0/ 0

Fund	<2014	2014	2015	2016	2017	2018	>2018	All Years
Grants and Miscellaneous - Responsible Agency Not Available								
DPTO	\$0	\$0	\$310,585	\$0	\$0	\$0	\$0	\$310,585
DDR	\$0	\$0	\$2,135,105	\$0	\$0	\$0	\$0	\$2,135,105
LF	\$0	\$0	\$2,445,690	\$0	\$0	\$0	\$0	\$2,445,690
Grants and Miscellaneous Totals:	\$0	\$0	\$4,891,380	\$0	\$0	\$0	\$0	\$4,891,380
Item 428078 1 Totals:	\$0	\$0	\$4,891,380	\$0	\$0	\$0	\$0	\$4,891,380

Item Number: 428078 2	Description: TAMPA INTERNATIONAL AIRPORT	*SIS*
District: 07	County: HILLSBOROUGH	Type of Work: AVIATION PRESERVATION PROJEC
Roadway ID:	Beginning Point: 0	Project Length: 0
L RTP: Page 4.33	Ending Point: 0	Lanes Existing /Improved/Added: 0/ 0/ 0

Fund	<2014	2014	2015	2016	2017	2018	>2018	All Years
Grants and Miscellaneous - Responsible Agency Not Available								
LF	\$0	\$0	\$1,000,000	\$0	\$0	\$0	\$0	\$1,000,000
DPTO	\$0	\$0	\$1,000,000	\$0	\$0	\$0	\$0	\$1,000,000
Grants and Miscellaneous Totals:	\$0	\$0	\$2,000,000	\$0	\$0	\$0	\$0	\$2,000,000
Item 428078 2 Totals:	\$0	\$0	\$2,000,000	\$0	\$0	\$0	\$0	\$2,000,000

Item Number: 429600 1	Description: TAMPA INTERNATIONAL AIRPORT	*SIS*
District: 07	County: HILLSBOROUGH	Type of Work: AVIATION PRESERVATION PROJEC
Roadway ID:	Beginning Point: 0	Project Length: 0
L RTP: Page 4.33	Ending Point: 0	Lanes Existing /Improved/Added: 0/ 0/ 0

Fund	<2014	2014	2015	2016	2017	2018	>2018	All Years
Grants and Miscellaneous - Responsible Agency Not Available								
DPTO	\$0	\$0	\$0	\$221,900	\$0	\$0	\$0	\$221,900
LF	\$0	\$0	\$0	\$221,900	\$0	\$0	\$0	\$221,900
Grants and Miscellaneous Totals:	\$0	\$0	\$0	\$443,800	\$0	\$0	\$0	\$443,800
Item 429600 1 Totals:	\$0	\$0	\$0	\$443,800	\$0	\$0	\$0	\$443,800

Item Number: **429601 1** Description: TAMPA INTERNATIONAL AIRPORT *SIS*
 District: 07 County: HILLSBOROUGH Type of Work: AVIATION PRESERVATION PROJEC
 Roadway ID: Beginning Point: 0 Project Length: 0
 LRTP: **Page 4.33** Ending Point: 0 Lanes Existing /Improved/Added: 0/ 0/ 0

Fund	<2014	2014	2015	2016	2017	2018	>2018	All Years
Grants and Miscellaneous - Responsible Agency Not Available								
LF	\$0	\$0	\$0	\$823,000	\$0	\$0	\$0	\$823,000
DPTO	\$0	\$0	\$0	\$823,000	\$0	\$0	\$0	\$823,000
Grants and Miscellaneous Totals:	\$0	\$0	\$0	\$1,646,000	\$0	\$0	\$0	\$1,646,000
Item 429601 1 Totals:	\$0	\$0	\$0	\$1,646,000	\$0	\$0	\$0	\$1,646,000

Item Number: **429602 1** Description: TAMPA INTERNATIONAL AIRPORT *SIS*
 District: 07 County: HILLSBOROUGH Type of Work: AVIATION PRESERVATION PROJEC
 Roadway ID: Beginning Point: 0 Project Length: 0
 LRTP: **Page 4.33** Ending Point: 0 Lanes Existing /Improved/Added: 0/ 0/ 0

Fund	<2014	2014	2015	2016	2017	2018	>2018	All Years
Grants and Miscellaneous - Responsible Agency Not Available								
LF	\$0	\$0	\$0	\$1,124,500	\$0	\$0	\$0	\$1,124,500
DPTO	\$0	\$0	\$0	\$114,000	\$0	\$0	\$0	\$114,000
Grants and Miscellaneous Totals:	\$0	\$0	\$0	\$1,238,500	\$0	\$0	\$0	\$1,238,500
Item 429602 1 Totals:	\$0	\$0	\$0	\$1,238,500	\$0	\$0	\$0	\$1,238,500

Item Number: **429603 1** Description: TAMPA INTERNATIONAL AIRPORT *SIS*
 District: 07 County: HILLSBOROUGH Type of Work: AVIATION PRESERVATION PROJEC
 Roadway ID: Beginning Point: 0 Project Length: 0
 LRTP: **Page 4.33** Ending Point: 0 Lanes Existing /Improved/Added: 0/ 0/ 0

Fund	<2014	2014	2015	2016	2017	2018	>2018	All Years
Grants and Miscellaneous - Responsible Agency Not Available								
DPTO	\$0	\$0	\$0	\$179,200	\$0	\$0	\$0	\$179,200
FAA	\$0	\$0	\$0	\$1,084,000	\$0	\$0	\$0	\$1,084,000
LF	\$0	\$0	\$0	\$179,200	\$0	\$0	\$0	\$179,200
Grants and Miscellaneous Totals:	\$0	\$0	\$0	\$1,442,400	\$0	\$0	\$0	\$1,442,400
Item 429603 1 Totals:	\$0	\$0	\$0	\$1,442,400	\$0	\$0	\$0	\$1,442,400

Item Number: 429604 1	Description: TAMPA INTERNATIONAL AIRPORT	*SIS*
District: 07	County: HILLSBOROUGH	Type of Work: AVIATION PRESERVATION PROJEC
Roadway ID:	Beginning Point: 0	Project Length: 0
L RTP: Page 4.33	Ending Point: 0	Lanes Existing /Improved/Added: 0/ 0/ 0

Fund	<2014	2014	2015	2016	2017	2018	>2018	All Years
Grants and Miscellaneous - Responsible Agency Not Available								
FAA	\$0	\$0	\$0	\$1,575,000	\$0	\$0	\$0	\$1,575,000
DPTO	\$0	\$0	\$0	\$262,500	\$0	\$0	\$0	\$262,500
LF	\$0	\$0	\$0	\$262,500	\$0	\$0	\$0	\$262,500
Grants and Miscellaneous Totals:	\$0	\$0	\$0	\$2,100,000	\$0	\$0	\$0	\$2,100,000
Item 429604 1 Totals:	\$0	\$0	\$0	\$2,100,000	\$0	\$0	\$0	\$2,100,000

Item Number: 429607 1	Description: TAMPA INTERNATIONAL AIRPORT	*SIS*
District: 07	County: HILLSBOROUGH	Type of Work: AVIATION PRESERVATION PROJEC
Roadway ID:	Beginning Point: 0	Project Length: 0
L RTP: Page 4.33	Ending Point: 0	Lanes Existing /Improved/Added: 0/ 0/ 0

Fund	<2014	2014	2015	2016	2017	2018	>2018	All Years
Grants and Miscellaneous - Responsible Agency Not Available								
DDR	\$0	\$0	\$0	\$400	\$0	\$0	\$0	\$400
LF	\$0	\$0	\$0	\$4,958,000	\$0	\$0	\$0	\$4,958,000
DPTO	\$0	\$0	\$0	\$2,884,831	\$0	\$0	\$0	\$2,884,831
Grants and Miscellaneous Totals:	\$0	\$0	\$0	\$7,843,231	\$0	\$0	\$0	\$7,843,231
Item 429607 1 Totals:	\$0	\$0	\$0	\$7,843,231	\$0	\$0	\$0	\$7,843,231

Item Number: 431248 1	Description: TAMPA INTERNATIONAL AIRPORT	*SIS*
District: 07	County: HILLSBOROUGH	Type of Work: AVIATION PRESERVATION PROJEC
Roadway ID:	Beginning Point: 0	Project Length: 0
L RTP: Page 4.33	Ending Point: 0	Lanes Existing /Improved/Added: 0/ 0/ 0

Fund	<2014	2014	2015	2016	2017	2018	>2018	All Years
Grants and Miscellaneous - Responsible Agency Not Available								
FAA	\$0	\$0	\$0	\$0	\$1,051,500	\$0	\$0	\$1,051,500
LF	\$0	\$0	\$0	\$0	\$175,300	\$0	\$0	\$175,300
DPTO	\$0	\$0	\$0	\$0	\$175,200	\$0	\$0	\$175,200
Grants and Miscellaneous Totals:	\$0	\$0	\$0	\$0	\$1,402,000	\$0	\$0	\$1,402,000
Item 431248 1 Totals:	\$0	\$0	\$0	\$0	\$1,402,000	\$0	\$0	\$1,402,000

Item Number: **431249 1** Description: TAMPA INTERNATIONAL AIRPORT *SIS*
 District: 07 County: HILLSBOROUGH Type of Work: AVIATION PRESERVATION PROJEC
 Roadway ID: Beginning Point: 0 Project Length: 0
 LRTP: **Page 4.33** Ending Point: 0 Lanes Existing /Improved/Added: 0/ 0/ 0

Fund	<2014	2014	2015	2016	2017	2018	>2018	All Years
Grants and Miscellaneous - Responsible Agency Not Available								
LF	\$0	\$0	\$0	\$0	\$837,300	\$0	\$0	\$837,300
DDR	\$0	\$0	\$0	\$0	\$452	\$0	\$0	\$452
DPTO	\$0	\$0	\$0	\$0	\$755,300	\$0	\$0	\$755,300
Grants and Miscellaneous Totals:	\$0	\$0	\$0	\$0	\$1,593,052	\$0	\$0	\$1,593,052
Item 431249 1 Totals:	\$0	\$0	\$0	\$0	\$1,593,052	\$0	\$0	\$1,593,052

Item Number: **431250 1** Description: TAMPA INTERNATIONAL AIRPORT *SIS*
 District: 07 County: HILLSBOROUGH Type of Work: AVIATION PRESERVATION PROJEC
 Roadway ID: Beginning Point: 0 Project Length: 0
 LRTP: **Page 4.33** Ending Point: 0 Lanes Existing /Improved/Added: 0/ 0/ 0

Fund	<2014	2014	2015	2016	2017	2018	>2018	All Years
Grants and Miscellaneous - Responsible Agency Not Available								
FAA	\$0	\$0	\$0	\$0	\$1,822,500	\$0	\$0	\$1,822,500
LF	\$0	\$0	\$0	\$0	\$303,800	\$0	\$0	\$303,800
DPTO	\$0	\$0	\$0	\$0	\$303,700	\$0	\$0	\$303,700
Grants and Miscellaneous Totals:	\$0	\$0	\$0	\$0	\$2,430,000	\$0	\$0	\$2,430,000
Item 431250 1 Totals:	\$0	\$0	\$0	\$0	\$2,430,000	\$0	\$0	\$2,430,000

Item Number: **431251 1** Description: TAMPA INTERNATIONAL AIRPORT *SIS*
 District: 07 County: HILLSBOROUGH Type of Work: AVIATION SAFETY PROJECT
 Roadway ID: Beginning Point: 0 Project Length: 0
 LRTP: **Page 4.33** Ending Point: 0 Lanes Existing /Improved/Added: 0/ 0/ 0

Fund	<2014	2014	2015	2016	2017	2018	>2018	All Years
Grants and Miscellaneous - Responsible Agency Not Available								
FAA	\$0	\$0	\$0	\$0	\$4,824,300	\$0	\$0	\$4,824,300
LF	\$0	\$0	\$0	\$0	\$1,344,800	\$0	\$0	\$1,344,800
DPTO	\$0	\$0	\$0	\$0	\$263,400	\$0	\$0	\$263,400
Grants and Miscellaneous Totals:	\$0	\$0	\$0	\$0	\$6,432,500	\$0	\$0	\$6,432,500
Item 431251 1 Totals:	\$0	\$0	\$0	\$0	\$6,432,500	\$0	\$0	\$6,432,500

Item Number: 431252 1		Description: TAMPA INTERNATIONAL AIRPORT					*SIS*		
District: 07		County: HILLSBOROUGH			Type of Work: AVIATION REVENUE/OPERATIONAL				
Roadway ID:		Beginning Point: 0			Project Length: 0				
LRTP: Page 4.33		Ending Point: 0			Lanes Existing /Improved/Added: 0/ 0/ 0				
Fund	<2014	2014	2015	2016	2017	2018	>2018	All Years	
Grants and Miscellaneous - Responsible Agency Not Available									
LF	\$0	\$0	\$0	\$0	\$389,700	\$0	\$0	\$389,700	
DPTO	\$0	\$0	\$0	\$0	\$350,000	\$0	\$0	\$350,000	
Grants and Miscellaneous Totals:	\$0	\$0	\$0	\$0	\$739,700	\$0	\$0	\$739,700	
Item 431252 1 Totals:	\$0	\$0	\$0	\$0	\$739,700	\$0	\$0	\$739,700	

Item Number: 431253 1		Description: TAMPA INTERNATIONAL AIRPORT					*SIS*		
District: 07		County: HILLSBOROUGH			Type of Work: AVIATION REVENUE/OPERATIONAL				
Roadway ID:		Beginning Point: 0			Project Length: 0				
LRTP: Page 4.33		Ending Point: 0			Lanes Existing /Improved/Added: 0/ 0/ 0				
Fund	<2014	2014	2015	2016	2017	2018	>2018	All Years	
Grants and Miscellaneous - Responsible Agency Not Available									
DPTO	\$0	\$0	\$0	\$0	\$350,000	\$0	\$0	\$350,000	
LF	\$0	\$0	\$0	\$0	\$389,700	\$0	\$0	\$389,700	
Grants and Miscellaneous Totals:	\$0	\$0	\$0	\$0	\$739,700	\$0	\$0	\$739,700	
Item 431253 1 Totals:	\$0	\$0	\$0	\$0	\$739,700	\$0	\$0	\$739,700	

Item Number: 431254 1		Description: TAMPA INTERNATIONAL AIRPORT					*SIS*		
District: 07		County: HILLSBOROUGH			Type of Work: AVIATION REVENUE/OPERATIONAL				
Roadway ID:		Beginning Point: 0			Project Length: 0				
LRTP: Page 4.33		Ending Point: 0			Lanes Existing /Improved/Added: 0/ 0/ 0				
Fund	<2014	2014	2015	2016	2017	2018	>2018	All Years	
Grants and Miscellaneous - Responsible Agency Not Available									
LF	\$0	\$0	\$0	\$0	\$428,300	\$0	\$0	\$428,300	
DPTO	\$0	\$0	\$0	\$0	\$420,548	\$0	\$0	\$420,548	
Grants and Miscellaneous Totals:	\$0	\$0	\$0	\$0	\$848,848	\$0	\$0	\$848,848	
Item 431254 1 Totals:	\$0	\$0	\$0	\$0	\$848,848	\$0	\$0	\$848,848	

Item Number: 431300 1		Description: TAMPA INTERNATIONAL AIRPORT							*SIS*
District: 07		County: HILLSBOROUGH			Type of Work: AVIATION CAPACITY PROJECT				
Roadway ID:		Beginning Point: 0			Project Length: 0				
LRTP: Page 4.33		Ending Point: 0			Lanes Existing /Improved/Added: 0/ 0/ 0				
Fund	<2014	2014	2015	2016	2017	2018	>2018	All Years	
Grants and Miscellaneous - Responsible Agency Not Available									
LF	\$0	\$0	\$0	\$0	\$5,000,000	\$0	\$0	\$5,000,000	
DIS	\$0	\$0	\$0	\$0	\$5,000,000	\$0	\$0	\$5,000,000	
Grants and Miscellaneous Totals:	\$0	\$0	\$0	\$0	\$10,000,000	\$0	\$0	\$10,000,000	
Item 431300 1 Totals:	\$0	\$0	\$0	\$0	\$10,000,000	\$0	\$0	\$10,000,000	

Item Number: 431497 1		Description: TAMPA INTERNATIONAL AIRPORT							*SIS*
District: 07		County: HILLSBOROUGH			Type of Work: AVIATION CAPACITY PROJECT				
Roadway ID:		Beginning Point: 0			Project Length: 0				
LRTP: Page 4.33		Ending Point: 0			Lanes Existing /Improved/Added: 0/ 0/ 0				
Fund	<2014	2014	2015	2016	2017	2018	>2018	All Years	
Grants and Miscellaneous - Responsible Agency Not Available									
LF	\$30,422,744	\$3,000,000	\$0	\$0	\$0	\$0	\$0	\$33,422,744	
DDR	\$1,430,190	\$0	\$0	\$0	\$0	\$0	\$0	\$1,430,190	
DPTO	\$1,812,127	\$4,141,144	\$0	\$0	\$0	\$0	\$0	\$5,953,271	
Grants and Miscellaneous Totals:	\$33,665,061	\$7,141,144	\$0	\$0	\$0	\$0	\$0	\$40,806,205	
Item 431497 1 Totals:	\$33,665,061	\$7,141,144	\$0	\$0	\$0	\$0	\$0	\$40,806,205	

Item Number: 432966 1		Description: TAMPA INTERNATIONAL AIRPORT							*SIS*
District: 07		County: HILLSBOROUGH			Type of Work: AVIATION PRESERVATION PROJEC				
Roadway ID:		Beginning Point: 0			Project Length: 0				
LRTP: Page 4.33		Ending Point: 0			Lanes Existing /Improved/Added: 0/ 0/ 0				
Fund	<2014	2014	2015	2016	2017	2018	>2018	All Years	
Grants and Miscellaneous - Responsible Agency Not Available									
LF	\$0	\$0	\$0	\$0	\$0	\$330,000	\$0	\$330,000	
DPTO	\$0	\$0	\$0	\$0	\$0	\$330,000	\$0	\$330,000	
Grants and Miscellaneous Totals:	\$0	\$0	\$0	\$0	\$0	\$660,000	\$0	\$660,000	
Item 432966 1 Totals:	\$0	\$0	\$0	\$0	\$0	\$660,000	\$0	\$660,000	

Item Number: 432968 1		Description: TAMPA INTERNATIONAL AIRPORT					*SIS*		
District: 07		County: HILLSBOROUGH			Type of Work: AVIATION REVENUE/OPERATIONAL				
Roadway ID:		Beginning Point: 0			Project Length: 0				
LRTP: Page 4.33		Ending Point: 0			Lanes Existing /Improved/Added: 0/ 0/ 0				
Fund	<2014	2014	2015	2016	2017	2018	>2018	All Years	
Grants and Miscellaneous - Responsible Agency Not Available									
LF	\$0	\$0	\$0	\$0	\$0	\$2,820,600	\$0	\$2,820,600	
DDR	\$0	\$0	\$0	\$0	\$0	\$802,700	\$0	\$802,700	
Grants and Miscellaneous Totals:	\$0	\$0	\$0	\$0	\$0	\$3,623,300	\$0	\$3,623,300	
Item 432968 1 Totals:	\$0	\$0	\$0	\$0	\$0	\$3,623,300	\$0	\$3,623,300	

Item Number: 432969 1		Description: TAMPA INTERNATIONAL AIRPORT					*SIS*		
District: 07		County: HILLSBOROUGH			Type of Work: AVIATION PRESERVATION PROJEC				
Roadway ID:		Beginning Point: 0			Project Length: 0				
LRTP: Page 4.33		Ending Point: 0			Lanes Existing /Improved/Added: 0/ 0/ 0				
Fund	<2014	2014	2015	2016	2017	2018	>2018	All Years	
Grants and Miscellaneous - Responsible Agency Not Available									
LF	\$0	\$0	\$0	\$0	\$0	\$485,000	\$0	\$485,000	
DPTO	\$0	\$0	\$0	\$0	\$0	\$402,714	\$0	\$402,714	
DDR	\$0	\$0	\$0	\$0	\$0	\$82,286	\$0	\$82,286	
Grants and Miscellaneous Totals:	\$0	\$0	\$0	\$0	\$0	\$970,000	\$0	\$970,000	
Item 432969 1 Totals:	\$0	\$0	\$0	\$0	\$0	\$970,000	\$0	\$970,000	

Item Number: 432970 1		Description: TAMPA INTERNATIONAL AIRPORT					*SIS*		
District: 07		County: HILLSBOROUGH			Type of Work: AVIATION PRESERVATION PROJEC				
Roadway ID:		Beginning Point: 0			Project Length: 0				
LRTP: Page 4.33		Ending Point: 0			Lanes Existing /Improved/Added: 0/ 0/ 0				
Fund	<2014	2014	2015	2016	2017	2018	>2018	All Years	
Grants and Miscellaneous - Responsible Agency Not Available									
LF	\$0	\$0	\$0	\$0	\$0	\$234,100	\$0	\$234,100	
DPTO	\$0	\$0	\$0	\$0	\$0	\$234,000	\$0	\$234,000	
Grants and Miscellaneous Totals:	\$0	\$0	\$0	\$0	\$0	\$468,100	\$0	\$468,100	
Item 432970 1 Totals:	\$0	\$0	\$0	\$0	\$0	\$468,100	\$0	\$468,100	

Item Number: 432971 1		Description: TAMPA INTERNATIONAL AIRPORT					*SIS*		
District: 07		County: HILLSBOROUGH			Type of Work: AVIATION PRESERVATION PROJEC				
Roadway ID:		Beginning Point: 0			Project Length: 0				
LRTP: Page 4.33		Ending Point: 0			Lanes Existing /Improved/Added: 0/ 0/ 0				
Fund	<2014	2014	2015	2016	2017	2018	>2018	All Years	
Grants and Miscellaneous - Responsible Agency Not Available									
DPTO	\$0	\$0	\$0	\$0	\$0	\$350,000	\$0	\$350,000	
LF	\$0	\$0	\$0	\$0	\$0	\$350,000	\$0	\$350,000	
Grants and Miscellaneous Totals:	\$0	\$0	\$0	\$0	\$0	\$700,000	\$0	\$700,000	
Item 432971 1 Totals:	\$0	\$0	\$0	\$0	\$0	\$700,000	\$0	\$700,000	

Item Number: 432972 1		Description: TAMPA INTERNATIONAL AIRPORT					*SIS*		
District: 07		County: HILLSBOROUGH			Type of Work: AVIATION REVENUE/OPERATIONAL				
Roadway ID:		Beginning Point: 0			Project Length: 0				
LRTP: Page 4.33		Ending Point: 0			Lanes Existing /Improved/Added: 0/ 0/ 0				
Fund	<2014	2014	2015	2016	2017	2018	>2018	All Years	
Grants and Miscellaneous - Responsible Agency Not Available									
LF	\$0	\$0	\$0	\$0	\$0	\$420,000	\$0	\$420,000	
DPTO	\$0	\$0	\$0	\$0	\$0	\$420,000	\$0	\$420,000	
Grants and Miscellaneous Totals:	\$0	\$0	\$0	\$0	\$0	\$840,000	\$0	\$840,000	
Item 432972 1 Totals:	\$0	\$0	\$0	\$0	\$0	\$840,000	\$0	\$840,000	

Item Number: 432973 1		Description: TAMPA INTERNATIONAL AIRPORT					*SIS*		
District: 07		County: HILLSBOROUGH			Type of Work: AVIATION REVENUE/OPERATIONAL				
Roadway ID:		Beginning Point: 0			Project Length: 0				
LRTP: Page 4.33		Ending Point: 0			Lanes Existing /Improved/Added: 0/ 0/ 0				
Fund	<2014	2014	2015	2016	2017	2018	>2018	All Years	
Grants and Miscellaneous - Responsible Agency Not Available									
DPTO	\$0	\$0	\$0	\$0	\$0	\$434,000	\$0	\$434,000	
LF	\$0	\$0	\$0	\$0	\$0	\$435,600	\$0	\$435,600	
Grants and Miscellaneous Totals:	\$0	\$0	\$0	\$0	\$0	\$869,600	\$0	\$869,600	
Item 432973 1 Totals:	\$0	\$0	\$0	\$0	\$0	\$869,600	\$0	\$869,600	

Item Number: 432974 1	Description: TAMPA INTERNATIONAL AIRPORT	*SIS*
District: 07	County: HILLSBOROUGH	Type of Work: AVIATION REVENUE/OPERATIONAL
Roadway ID:	Beginning Point: 0	Project Length: 0
LRTP: Page 4.33	Ending Point: 0	Lanes Existing /Improved/Added: 0/ 0/ 0

Fund	<2014	2014	2015	2016	2017	2018	>2018	All Years
Grants and Miscellaneous - Responsible Agency Not Available								
DDR	\$0	\$0	\$0	\$0	\$0	\$1,112,765	\$0	\$1,112,765
LF	\$0	\$0	\$0	\$0	\$0	\$2,885,000	\$0	\$2,885,000
Grants and Miscellaneous Totals:	\$0	\$0	\$0	\$0	\$0	\$3,997,765	\$0	\$3,997,765
Item 432974 1 Totals:	\$0	\$0	\$0	\$0	\$0	\$3,997,765	\$0	\$3,997,765

SEAPORT

Item Number: 433388 1	Description: TAMPA PORT AUTHORITY EASTPORT WATERSIDE DEVELOPMENT	*SIS*
District: 07	County: HILLSBOROUGH	Type of Work: SEAPORT CAPACITY PROJECT
Roadway ID:	Beginning Point: 0	Project Length: 0
L RTP: Page 4.4	Ending Point: 0	Lanes Existing /Improved/Added: 0/ 0/ 0

Fund	<2014	2014	2015	2016	2017	2018	>2018	All Years
Grants and Miscellaneous - Responsible Agency Not Available								
POED	\$0	\$6,000,000	\$0	\$0	\$0	\$0	\$0	\$6,000,000
LF	\$0	\$6,000,000	\$0	\$0	\$0	\$0	\$0	\$6,000,000
Grants and Miscellaneous Totals:	\$0	\$12,000,000	\$0	\$0	\$0	\$0	\$0	\$12,000,000
Item 433388 1 Totals:	\$0	\$12,000,000	\$0	\$0	\$0	\$0	\$0	\$12,000,000

Item Number: 433387 1	Description: TAMPA PORT AUTHORITY HOOKERS POINT IMPROVEMENT	*SIS*
District: 07	County: HILLSBOROUGH	Type of Work: SEAPORT CAPACITY PROJECT
Roadway ID:	Beginning Point: 0	Project Length: 0
L RTP: Page 4.5	Ending Point: 0	Lanes Existing /Improved/Added: 0/ 0/ 0

Fund	<2014	2014	2015	2016	2017	2018	>2018	All Years
Grants and Miscellaneous - Responsible Agency Not Available								
POED	\$0	\$9,185,937	\$0	\$0	\$0	\$0	\$0	\$9,185,937
LF	\$0	\$9,185,937	\$0	\$0	\$0	\$0	\$0	\$9,185,937
Grants and Miscellaneous Totals:	\$0	\$18,371,874	\$0	\$0	\$0	\$0	\$0	\$18,371,874
Item 433387 1 Totals:	\$0	\$18,371,874	\$0	\$0	\$0	\$0	\$0	\$18,371,874

Item Number: 431302 1	Description: PORT OF TAMPA	*SIS*
District: 07	County: HILLSBOROUGH	Type of Work: SEAPORT CAPACITY PROJECT
Roadway ID:	Beginning Point: 0	Project Length: 0
L RTP: Page 4.5	Ending Point: 0	Lanes Existing /Improved/Added: 0/ 0/ 0

Fund	<2014	2014	2015	2016	2017	2018	>2018	All Years
Grants and Miscellaneous - Responsible Agency Not Available								
LF	\$0	\$0	\$0	\$0	\$1,250,000	\$0	\$0	\$1,250,000
DIS	\$0	\$0	\$0	\$0	\$5,000,000	\$0	\$0	\$5,000,000
Grants and Miscellaneous Totals:	\$0	\$0	\$0	\$0	\$6,250,000	\$0	\$0	\$6,250,000
Item 431302 1 Totals:	\$0	\$0	\$0	\$0	\$6,250,000	\$0	\$0	\$6,250,000

Item Number: 422826 2		Description: PORT OF TAMPA CONTAINER YARD IMPROVEMENTS					*SIS*	
District: 07		County: HILLSBOROUGH			Type of Work: SEAPORT CAPACITY PROJECT			
Roadway ID:		Beginning Point: 0			Project Length: 0			
LRTP: Page 4.5		Ending Point: 0			Lanes Existing /Improved/Added: 0/ 0/ 0			
Fund	<2014	2014	2015	2016	2017	2018	>2018	All Years
Grants and Miscellaneous - Responsible Agency Not Available								
GMR	\$0	\$0	\$10,400,000	\$0	\$0	\$0	\$0	\$10,400,000
LF	\$0	\$0	\$10,400,000	\$0	\$0	\$0	\$0	\$10,400,000
Grants and Miscellaneous Totals:	\$0	\$0	\$20,800,000	\$0	\$0	\$0	\$0	\$20,800,000
Item 422826 2 Totals:	\$0	\$0	\$20,800,000	\$0	\$0	\$0	\$0	\$20,800,000

Item Number: 433321 1		Description: TAMPA PORT AUTHORITY PORT REDWING IMPROVEMENTS					*SIS*	
District: 07		County: HILLSBOROUGH			Type of Work: SEAPORT CAPACITY PROJECT			
Roadway ID:		Beginning Point: 0			Project Length: 0			
LRTP: Page 4.4		Ending Point: 0			Lanes Existing /Improved/Added: 0/ 0/ 0			
Fund	<2014	2014	2015	2016	2017	2018	>2018	All Years
Grants and Miscellaneous - Responsible Agency Not Available								
LF	\$0	\$7,500,000	\$0	\$0	\$0	\$0	\$0	\$7,500,000
POED	\$0	\$7,500,000	\$0	\$0	\$0	\$0	\$0	\$7,500,000
Grants and Miscellaneous Totals:	\$0	\$15,000,000	\$0	\$0	\$0	\$0	\$0	\$15,000,000
Item 433321 1 Totals:	\$0	\$15,000,000	\$0	\$0	\$0	\$0	\$0	\$15,000,000

Item Number: 433240 1		Description: TAMPA PORT AUTHORITY					*SIS*	
District: 07		County: HILLSBOROUGH			Type of Work: SEAPORT CAPACITY PROJECT			
Roadway ID:		Beginning Point: 0			Project Length: 0			
LRTP: Page 4.5		Ending Point: 0			Lanes Existing /Improved/Added: 0/ 0/ 0			
Fund	<2014	2014	2015	2016	2017	2018	>2018	All Years
Grants and Miscellaneous - Responsible Agency Not Available								
GMR	\$0	\$0	\$0	\$0	\$0	\$5,000,000	\$0	\$5,000,000
LF	\$0	\$0	\$0	\$0	\$0	\$5,000,000	\$0	\$5,000,000
Grants and Miscellaneous Totals:	\$0	\$0	\$0	\$0	\$0	\$10,000,000	\$0	\$10,000,000
Item 433240 1 Totals:	\$0	\$0	\$0	\$0	\$0	\$10,000,000	\$0	\$10,000,000

Item Number: 433320 1	Description: TAMPA PORT AUTHORITY DREDGING	*SIS*
District: 07	County: HILLSBOROUGH	Type of Work: SEAPORT CAPACITY PROJECT
Roadway ID:	Beginning Point: 0	Project Length: 0
LRTP: Page 4.4	Ending Point: 0	Lanes Existing /Improved/Added: 0/0/0

Fund	<2014	2014	2015	2016	2017	2018	>2018	All Years
Grants and Miscellaneous - Responsible Agency Not Available								
PORB	\$0	\$76,723	\$0	\$0	\$0	\$0	\$0	\$76,723
PORT	\$0	\$2,439,946	\$0	\$0	\$0	\$0	\$0	\$2,439,946
LF	\$0	\$2,516,669	\$0	\$0	\$0	\$0	\$0	\$2,516,669
Grants and Miscellaneous Totals:	\$0	\$5,033,338	\$0	\$0	\$0	\$0	\$0	\$5,033,338
Item 433320 1 Totals:	\$0	\$5,033,338	\$0	\$0	\$0	\$0	\$0	\$5,033,338

TRANSIT

Item Number: 402251 1	Description: HART PUBLIC TRANSIT BLOCK GRANT PROGRAM- OPERATING	*NON-SIS*
District: 07	County: HILLSBOROUGH	Type of Work: OPERATING FOR FIXED ROUTE
Roadway ID:	Beginning Point: 0	Project Length: 0
L RTP: T30	Ending Point: 0	Lanes Existing /Improved/Added: 0/ 0/ 0

Fund	<2014	2014	2015	2016	2017	2018	>2018	All Years
Grants and Miscellaneous - Managed by HILLSBOROUGH COUNTY								
DPTO	\$11,445,963	\$1,965,895	\$43,284	\$871,133	\$143,250	\$310,873	\$0	\$14,780,398
DDR	\$17,768,823	\$2,382,127	\$4,344,098	\$3,614,647	\$4,342,530	\$4,309,483	\$0	\$36,761,708
DS	\$14,619,394	\$0	\$0	\$0	\$0	\$0	\$0	\$14,619,394
LF	\$43,834,141	\$4,262,371	\$4,387,453	\$4,485,780	\$4,485,780	\$4,620,354	\$0	\$66,075,879
Grants and Miscellaneous Totals:	\$87,668,321	\$8,610,393	\$8,774,835	\$8,971,560	\$8,971,560	\$9,240,710	\$0	\$132,237,379
Item 402251 1 Totals:	\$87,668,321	\$8,610,393	\$8,774,835	\$8,971,560	\$8,971,560	\$9,240,710	\$0	\$132,237,379

Item Number: 408109 1	Description: HART FTA SECTION 5307	*NON-SIS*
District: 07	County: HILLSBOROUGH	Type of Work: CAPITAL FOR FIXED ROUTE
Roadway ID:	Beginning Point: 0	Project Length: 0
L RTP: T33 - T35	Ending Point: 0	Lanes Existing /Improved/Added: 0/ 0/ 0

Fund	<2014	2014	2015	2016	2017	2018	>2018	All Years
Grants and Miscellaneous - Managed by HILLSBOROUGH COUNTY								
FTA	\$75,208,015	\$15,800,000	\$16,100,005	\$16,287,445	\$16,528,240	\$7,201,278	\$0	\$147,124,983
Grants and Miscellaneous Totals:	\$75,208,015	\$15,800,000	\$16,100,005	\$16,287,445	\$16,528,240	\$7,201,278	\$0	\$147,124,983
Item 408109 1 Totals:	\$75,208,015	\$15,800,000	\$16,100,005	\$16,287,445	\$16,528,240	\$7,201,278	\$0	\$147,124,983

Item Number: **410693 1** Description: HART TRANSIT CORRIDOR PROGRAM 200X- OPERATING *NON-SIS*
 District: 07 County: HILLSBOROUGH Type of Work: URBAN CORRIDOR IMPROVEMENT
 Roadway ID: Beginning Point: 0 Project Length: 0
 LRTP: **T30** Ending Point: 0 Lanes Existing /Improved/Added: 0/ 0/ 0

Fund	<2014	2014	2015	2016	2017	2018	>2018	All Years
Grants and Miscellaneous - Managed by HILLSBOROUGH COUNTY								
DS	\$925,000	\$0	\$0	\$0	\$0	\$0	\$0	\$925,000
DPTO	\$731,525	\$0	\$172,100	\$0	\$0	\$172,100	\$0	\$1,075,725
DDR	\$670,000	\$131,975	\$0	\$172,100	\$172,100	\$0	\$0	\$1,146,175
Grants and Miscellaneous Totals:	\$2,326,525	\$131,975	\$172,100	\$172,100	\$172,100	\$172,100	\$0	\$3,146,900
Item 410693 1 Totals:	\$2,326,525	\$131,975	\$172,100	\$172,100	\$172,100	\$172,100	\$0	\$3,146,900

Item Number: **414963 2** Description: HART SURFACE TRANSPORTATION PROGRAM *NON-SIS*
 District: 07 County: HILLSBOROUGH Type of Work: PURCHASE VEHICLES/EQUIPMENT
 Roadway ID: Beginning Point: 0 Project Length: 0
 LRTP: **T30** Ending Point: 0 Lanes Existing /Improved/Added: 0/ 0/ 0

Fund	<2014	2014	2015	2016	2017	2018	>2018	All Years
Grants and Miscellaneous - Managed by HILLSBOROUGH COUNTY								
FTAT	\$6,000,000	\$0	\$0	\$0	\$0	\$0	\$0	\$6,000,000
SU	\$6,000,000	\$0	\$5,000,000	\$0	\$8,200,000	\$6,750,000	\$0	\$25,950,000
Grants and Miscellaneous Totals:	\$12,000,000	\$0	\$5,000,000	\$0	\$8,200,000	\$6,750,000	\$0	\$31,950,000
Item 414963 2 Totals:	\$12,000,000	\$0	\$5,000,000	\$0	\$8,200,000	\$6,750,000	\$0	\$31,950,000

Item Number: **420741 1** Description: HART TRANSIT CORRIDOR PROGRAM 51X-OPERATING *NON-SIS*
 District: 07 County: HILLSBOROUGH Type of Work: URBAN CORRIDOR IMPROVEMENT
 Roadway ID: Beginning Point: 0 Project Length: 0
 LRTP: **T30** Ending Point: 0 Lanes Existing /Improved/Added: 0/ 0/ 0

Fund	<2014	2014	2015	2016	2017	2018	>2018	All Years
Grants and Miscellaneous - Managed by HILLSBOROUGH COUNTY								
DS	\$455,000	\$0	\$0	\$0	\$0	\$0	\$0	\$455,000
DPTO	\$455,524	\$200,000	\$240,125	\$0	\$240,125	\$240,125	\$0	\$1,375,899
DDR	\$829,302	\$40,125	\$0	\$240,125	\$0	\$0	\$0	\$1,109,552
Grants and Miscellaneous Totals:	\$1,739,826	\$240,125	\$240,125	\$240,125	\$240,125	\$240,125	\$0	\$2,940,451
Item 420741 1 Totals:	\$1,739,826	\$240,125	\$240,125	\$240,125	\$240,125	\$240,125	\$0	\$2,940,451

Item Number: **430322 1** Description: HART CORRIDOR PROGRAM 20X-OPERATING *NON-SIS*
 District: 07 County: HILLSBOROUGH Type of Work: TRANSIT IMPROVEMENT
 Roadway ID: Beginning Point: 0 Project Length: 0
 LRTP: **T30** Ending Point: 0 Lanes Existing /Improved/Added: 0/ 0/ 0

Fund	<2014	2014	2015	2016	2017	2018	>2018	All Years
Grants and Miscellaneous - Managed by HILLSBOROUGH COUNTY								
DPTO	\$482,000	\$241,000	\$400,000	\$241,000	\$241,000	\$241,000	\$0	\$1,846,000
Grants and Miscellaneous Totals:	\$482,000	\$241,000	\$400,000	\$241,000	\$241,000	\$241,000	\$0	\$1,846,000
Item 430322 1 Totals:	\$482,000	\$241,000	\$400,000	\$241,000	\$241,000	\$241,000	\$0	\$1,846,000

Item Number: **429925 1** Description: HILLSBOROUGH RURAL MAP 21 ADA *NON-SIS*
 District: 07 County: HILLSBOROUGH Type of Work: TRANSIT IMPROVEMENT
 Roadway ID: Beginning Point: 0 Project Length: 0
 LRTP: **T72** Ending Point: 0 Lanes Existing /Improved/Added: 0/ 0/ 0

Fund	<2014	2014	2015	2016	2017	2018	>2018	All Years
Grants and Miscellaneous - Responsible Agency Not Available								
LF	\$217,678	\$0	\$0	\$0	\$0	\$285,132	\$0	\$502,810
DU	\$217,678	\$0	\$0	\$0	\$0	\$285,132	\$0	\$502,810
Grants and Miscellaneous Totals:	\$435,356	\$0	\$0	\$0	\$0	\$570,264	\$0	\$1,005,620
Item 429925 1 Totals:	\$435,356	\$0	\$0	\$0	\$0	\$570,264	\$0	\$1,005,620

Item Number: **429926 1** Description: HILLSBOROUGH NON URBAN MAP 21 *NON-SIS*
 District: 07 County: HILLSBOROUGH Type of Work: OPERATING/ADMIN. ASSISTANCE
 Roadway ID: Beginning Point: 0 Project Length: 0
 LRTP: **Objective 3.1** Ending Point: 0 Lanes Existing /Improved/Added: 0/ 0/ 0

Fund	<2014	2014	2015	2016	2017	2018	>2018	All Years
Grants and Miscellaneous - Responsible Agency Not Available								
DU	\$109,496	\$0	\$0	\$0	\$0	\$142,715	\$0	\$252,211
LF	\$0	\$0	\$0	\$0	\$0	\$142,715	\$0	\$142,715
DDR	\$4,652	\$0	\$0	\$0	\$0	\$0	\$0	\$4,652
DPTO	\$28,433	\$0	\$0	\$0	\$0	\$0	\$0	\$28,433
DU	\$165,020	\$0	\$0	\$0	\$0	\$0	\$0	\$165,020
Grants and Miscellaneous Totals:	\$307,601	\$0	\$0	\$0	\$0	\$285,430	\$0	\$593,031
Item 429926 1 Totals:	\$307,601	\$0	\$0	\$0	\$0	\$285,430	\$0	\$593,031

Item Number: 402255 1	Description: HILLSBOROUGH CTY MPO TRANSIT PLANNING SECTION 5303	*NON-SIS*
District: 07	County: HILLSBOROUGH	Type of Work: PTO STUDIES
Roadway ID:	Beginning Point: 0	Project Length: 0
L RTP: Objective 3.1	Ending Point: 0	Lanes Existing /Improved/Added: 0/ 0/ 0

Fund	<2014	2014	2015	2016	2017	2018	>2018	All Years
Preliminary Engineering - Managed by HILLSBOROUGH MPO								
DU	\$3,383,933	\$290,541	\$292,979	\$292,980	\$292,980	\$299,283	\$0	\$4,852,696
DS	\$26,335	\$0	\$0	\$0	\$0	\$0	\$0	\$26,335
DPTO	\$46,239	\$0	\$36,561	\$0	\$0	\$0	\$0	\$82,800
LF	\$395,815	\$35,068	\$37,006	\$37,006	\$37,006	\$33,915	\$0	\$575,816
DDR	\$349,969	\$35,066	\$0	\$36,564	\$36,564	\$33,915	\$0	\$492,078
Preliminary Engineering Totals:	\$4,202,291	\$360,675	\$366,546	\$366,550	\$366,550	\$367,113	\$0	\$6,029,725
Item 402255 1 Totals:	\$4,202,291	\$360,675	\$366,546	\$366,550	\$366,550	\$367,113	\$0	\$6,029,725

Item Number: 424093 1	Description: NEW NORTH TRANSPORTATION ALLIANCE (NNTA)	*NON-SIS*
District: 07	County: HILLSBOROUGH	Type of Work: COMMUTER TRANS. ASSISTANCE
Roadway ID:	Beginning Point: 0	Project Length: 0
L RTP: T25	Ending Point: 0	Lanes Existing /Improved/Added: 0/ 0/ 0

Fund	<2014	2014	2015	2016	2017	2018	>2018	All Years
Grants and Miscellaneous - Managed by UNIVERSITY OF SOUTH FLORIDA								
LF	\$265,393	\$0	\$0	\$150,000	\$0	\$39,000	\$0	\$454,393
DDR	\$0	\$0	\$0	\$150,000	\$0	\$0	\$0	\$150,000
DPTO	\$235,000	\$0	\$0	\$0	\$0	\$39,000	\$0	\$274,000
DS	\$49,226	\$0	\$0	\$0	\$0	\$0	\$0	\$49,226
Grants and Miscellaneous Totals:	\$549,619	\$0	\$0	\$300,000	\$0	\$78,000	\$0	\$927,619
Item 424093 1 Totals:	\$549,619	\$0	\$0	\$300,000	\$0	\$78,000	\$0	\$927,619

Item Number: 424212 1		Description: NEW NORTH TRANSPORTATION ALLIANCE (NNTA)						*NON-SIS*
District: 07		County: HILLSBOROUGH			Type of Work: COMMUTER TRANS. ASSISTANCE			
Roadway ID:		Beginning Point: 0			Project Length: 0			
LRTP: T25		Ending Point: 0			Lanes Existing /Improved/Added: 0/ 0/ 0			
Fund	<2014	2014	2015	2016	2017	2018	>2018	All Years
Grants and Miscellaneous - Managed by TAMPA DOWNTOWN PARTNERSHIP								
SU	\$195,000	\$0	\$195,000	\$0	\$0	\$0	\$0	\$390,000
Grants and Miscellaneous Totals:	\$195,000	\$0	\$195,000	\$0	\$0	\$0	\$0	\$390,000
Item 424212 1 Totals:	\$195,000	\$0	\$195,000	\$0	\$0	\$0	\$0	\$390,000
Item Number: 408205 2		Description: TBARTA TAMPA BAY AREA TRANSPORTATION AUTHORITY						*NON-SIS*
District: 07		County: HILLSBOROUGH			Type of Work: COMMUTER TRANS. ASSISTANCE			
Roadway ID:		Beginning Point: 0			Project Length: 0			
LRTP: T25		Ending Point: 0			Lanes Existing /Improved/Added: 0/ 0/ 0			
Fund	<2014	2014	2015	2016	2017	2018	>2018	All Years
Grants and Miscellaneous - Managed by BAY AREA COMMUTER SERVICES								
SU	\$245,000	\$0	\$230,000	\$0	\$0	\$0	\$0	\$475,000
SU	\$650,000	\$0	\$0	\$0	\$0	\$0	\$0	\$650,000
Grants and Miscellaneous Totals:	\$895,000	\$0	\$230,000	\$0	\$0	\$0	\$0	\$1,125,000
Item 408205 2 Totals:	\$895,000	\$0	\$230,000	\$0	\$0	\$0	\$0	\$1,125,000
Item Number: 430175 1		Description: TBARTA SERVICE TRANSPORTATION						*NON-SIS*
District: 07		County: HILLSBOROUGH			Type of Work: PURCHASE VEHICLES/EQUIPMENT			
Roadway ID:		Beginning Point: 0			Project Length: 0			
LRTP: T28		Ending Point: 0			Lanes Existing /Improved/Added: 0/ 0/ 0			
Fund	<2014	2014	2015	2016	2017	2018	>2018	All Years
Grants and Miscellaneous - Responsible Agency Not Available								
SU	\$0	\$0	\$310,800	\$0	\$386,400	\$800,000	\$0	\$1,497,200
Grants and Miscellaneous Totals:	\$0	\$0	\$310,800	\$0	\$386,400	\$800,000	\$0	\$1,497,200
Item 430175 1 Totals:	\$0	\$0	\$310,800	\$0	\$386,400	\$800,000	\$0	\$1,497,200

Item Number: 424211 1	Description: TAMPA DOWNTOWN PARTNERSHIP	*NON-SIS*
District: 07	County: HILLSBOROUGH	Type of Work: COMMUTER TRANS. ASSISTANCE
Roadway ID:	Beginning Point: 0	Project Length: 0
L RTP: T25	Ending Point: 0	Lanes Existing /Improved/Added: 0/ 0/ 0

Fund	<2014	2014	2015	2016	2017	2018	>2018	All Years
Grants and Miscellaneous - Managed by UNIVERSITY OF SOUTH FLORIDA								
SU	\$195,000	\$0	\$195,000	\$0	\$0	\$0	\$0	\$390,000
Grants and Miscellaneous Totals:	\$195,000	\$0	\$195,000	\$0	\$0	\$0	\$0	\$390,000
Item 424211 1 Totals:	\$195,000	\$0	\$195,000	\$0	\$0	\$0	\$0	\$390,000

Item Number: 412533 1	Description: TRANSPORTATION MGMT ORGANIZATION COORDIN GROUP	*NON-SIS*
District: 07	County: HILLSBOROUGH	Type of Work: COMMUTER TRANS. ASSISTANCE
Roadway ID:	Beginning Point: 0	Project Length: 0
L RTP: T25	Ending Point: 0	Lanes Existing /Improved/Added: 0/ 0/ 0

Fund	<2014	2014	2015	2016	2017	2018	>2018	All Years
Grants and Miscellaneous - Managed by BAY AREA COMMUTER SERVICES								
DPTO	\$83,937	\$320,000	\$0	\$0	\$0	\$430,000	\$0	\$833,937
DDR	\$700,662	\$0	\$320,000	\$0	\$430,000	\$0	\$0	\$1,450,662
DS	\$200,000	\$0	\$0	\$0	\$0	\$0	\$0	\$200,000
Grants and Miscellaneous Totals:	\$984,599	\$320,000	\$320,000	\$0	\$430,000	\$430,000	\$0	\$2,484,599
Item 412533 1 Totals:	\$984,599	\$320,000	\$320,000	\$0	\$430,000	\$430,000	\$0	\$2,484,599

INTERMODAL

Item Number: 412746 1	Description: PORT OF TAMPA	*SIS*
District: 07	County: HILLSBOROUGH	Type of Work: SEAPORT CAPACITY PROJECT
Roadway ID:	Beginning Point: 0	Project Length: 0
L RTP: Policy 3.4C	Ending Point: 0	Lanes Existing /Improved/Added: 0/ 0/ 0

Fund	<2014	2014	2015	2016	2017	2018	>2018	All Years
Preliminary Engineering - Managed by FDOT								
DDR	\$16,440	\$0	\$0	\$0	\$1,316,385	\$0	\$0	\$1,332,825
DPTO	\$166,560	\$0	\$0	\$0	\$0	\$0	\$0	\$166,560
DS	\$280,606	\$0	\$0	\$0	\$0	\$0	\$0	\$280,606
Preliminary Engineering Totals:	\$463,606	\$0	\$0	\$0	\$1,316,385	\$0	\$0	\$1,779,991
Grants and Miscellaneous - Responsible Agency Not Available								
LF	\$6,604,479	\$660,244	\$0	\$0	\$0	\$0	\$0	\$7,264,723
DDR	\$7,085,796	\$0	\$0	\$1,121,196	\$0	\$0	\$0	\$8,206,992
DPTO	\$12,056,180	\$1,474,184	\$1,490,356	\$27,002	\$0	\$0	\$0	\$15,047,722
DS	\$3,419,737	\$0	\$0	\$0	\$0	\$0	\$0	\$3,419,737
Grants and Miscellaneous Totals:	\$29,166,192	\$2,134,428	\$1,490,356	\$1,148,198	\$0	\$0	\$0	\$33,939,174
Item 412746 1 Totals:	\$29,629,798	\$2,134,428	\$1,490,356	\$1,148,198	\$1,316,385	\$0	\$0	\$35,719,165

Item Number: 433005 1	Description: TAMPA PORT AUTHORITY	*SIS*
District: 07	County: HILLSBOROUGH	Type of Work: AVIATION SAFETY PROJECT
Roadway ID:	Beginning Point: 0	Project Length: 0
L RTP: Policy 3.4C	Ending Point: 0	Lanes Existing /Improved/Added: 0/ 0/ 0

Fund	<2014	2014	2015	2016	2017	2018	>2018	All Years
Grants and Miscellaneous - Responsible Agency Not Available								
DDR	\$0	\$0	\$0	\$0	\$0	\$1,029,649	\$0	\$1,029,649
LF	\$0	\$0	\$0	\$0	\$0	\$1,029,649	\$0	\$1,029,649
Grants and Miscellaneous Totals:	\$0	\$0	\$0	\$0	\$0	\$2,059,298	\$0	\$2,059,298
Item 433005 1 Totals:	\$0	\$0	\$0	\$0	\$0	\$2,059,298	\$0	\$2,059,298

MISCELLANEOUS

Item Number: 424213 1	Description: CITY OF TAMPA TRAFFIC SIGNAL MANAGEMENT PHASE 1	*NON-SIS*
District: 07	County: HILLSBOROUGH	Type of Work: ATMS - ARTERIAL TRAFFIC MGMT
Roadway ID:	Beginning Point: 0	Project Length: 0
L RTP: ITS10	Ending Point: 0	Lanes Existing /Improved/Added: 0/ 0/ 0

Fund	<2014	2014	2015	2016	2017	2018	>2018	All Years
Preliminary Engineering - Managed by FDOT								
SU	\$1,058,000	\$0	\$0	\$0	\$0	\$0	\$0	\$1,058,000
DIH	\$1,000	\$0	\$0	\$0	\$0	\$0	\$0	\$1,000
Preliminary Engineering Totals:	\$1,059,000	\$0	\$0	\$0	\$0	\$0	\$0	\$1,059,000
Construction - Managed by FDOT								
SU	\$0	\$0	\$1,034,475	\$0	\$0	\$0	\$0	\$1,034,475
TRIP	\$0	\$0	\$822,275	\$0	\$0	\$0	\$0	\$822,275
Construction Totals:	\$0	\$0	\$1,856,750	\$0	\$0	\$0	\$0	\$1,856,750
Item 424213 1 Totals:	\$1,059,000	\$0	\$1,856,750	\$0	\$0	\$0	\$0	\$2,915,750

Item Number: 422929 5	Description: HENRY CANAL FROM ANDERSON RD TO HESPERIDES ST	*NON-SIS*
District: 07	County: HILLSBOROUGH	Type of Work: DRAINAGE IMPROVEMENTS
Roadway ID: 10150000	Beginning Point: 8.412	Project Length: 0.257
L RTP: Policy 6.2B	Ending Point: 8.669	Lanes Existing /Improved/Added: 6/ 0/ 0

Fund	<2014	2014	2015	2016	2017	2018	>2018	All Years
Preliminary Engineering - Managed by FDOT								
DIH	\$1,000	\$0	\$0	\$0	\$0	\$0	\$0	\$1,000
DS	\$0	\$307,000	\$0	\$0	\$0	\$0	\$0	\$307,000
Preliminary Engineering Totals:	\$1,000	\$307,000	\$0	\$0	\$0	\$0	\$0	\$308,000
Item 422929 5 Totals:	\$1,000	\$307,000	\$0	\$0	\$0	\$0	\$0	\$308,000

Item Number: **422929 6** Description: HENRY CANAL FROM HERSPERIDES ST TO LOIS AVE *NON-SIS*
 District: 07 County: HILLSBOROUGH Type of Work: DRAINAGE IMPROVEMENTS
 Roadway ID: 10150000 Beginning Point: 8.669 Project Length: 0.368
 LRTP: **Policy 6.2B** Ending Point: 9.037 Lanes Existing /Improved/Added: 6/ 0/ 0

Fund	<2014	2014	2015	2016	2017	2018	>2018	All Years
Preliminary Engineering - Managed by FDOT								
DS	\$0	\$324,000	\$0	\$0	\$0	\$0	\$0	\$324,000
DIH	\$1,000	\$0	\$0	\$0	\$0	\$0	\$0	\$1,000
Preliminary Engineering Totals:	\$1,000	\$324,000	\$0	\$0	\$0	\$0	\$0	\$325,000
Item 422929 6 Totals:	\$1,000	\$324,000	\$0	\$0	\$0	\$0	\$0	\$325,000

Item Number: **422929 7** Description: HENRY CANAL FROM LOIS AVE TO CHURCH AVE *NON-SIS*
 District: 07 County: HILLSBOROUGH Type of Work: DRAINAGE IMPROVEMENTS
 Roadway ID: 10150000 Beginning Point: 9.037 Project Length: 0.381
 LRTP: **Policy 6.2B** Ending Point: 9.418 Lanes Existing /Improved/Added: 6/ 0/ 0

Fund	<2014	2014	2015	2016	2017	2018	>2018	All Years
Preliminary Engineering - Managed by FDOT								
DIH	\$1,000	\$0	\$0	\$0	\$0	\$0	\$0	\$1,000
DS	\$0	\$323,000	\$0	\$0	\$0	\$0	\$0	\$323,000
Preliminary Engineering Totals:	\$1,000	\$323,000	\$0	\$0	\$0	\$0	\$0	\$324,000
Item 422929 7 Totals:	\$1,000	\$323,000	\$0	\$0	\$0	\$0	\$0	\$324,000

Item Number: **422929 8** Description: HENRY CANAL FROM CHURCH AVE TO HIMES AVE *NON-SIS*
 District: 07 County: HILLSBOROUGH Type of Work: DRAINAGE IMPROVEMENTS
 Roadway ID: 10150000 Beginning Point: 9.418 Project Length: 0.384
 LRTP: **Policy 6.2B** Ending Point: 9.802 Lanes Existing /Improved/Added: 6/ 0/ 0

Fund	<2014	2014	2015	2016	2017	2018	>2018	All Years
Preliminary Engineering - Managed by FDOT								
DS	\$0	\$322,000	\$0	\$0	\$0	\$0	\$0	\$322,000
DIH	\$1,000	\$0	\$0	\$0	\$0	\$0	\$0	\$1,000
Preliminary Engineering Totals:	\$1,000	\$322,000	\$0	\$0	\$0	\$0	\$0	\$323,000
Item 422929 8 Totals:	\$1,000	\$322,000	\$0	\$0	\$0	\$0	\$0	\$323,000

GRAND TOTAL	\$1,180,594,800	\$405,141,790	\$220,130,956	\$163,586,304	\$151,323,920	\$130,449,931	\$39,051,179	\$2,290,278,880
--------------------	------------------------	----------------------	----------------------	----------------------	----------------------	----------------------	---------------------	------------------------

Section 2 - Hillsborough County

Phase	Fund Source	2013/14	2014/15	2015/16	2016/17	2017/18	Total
Advanced Traffic Management System - FM# 69602							*Non-SIS*
Type of Work:					Lead Agency: Hillsborough County		
Project Type: Locally Managed							
Countywide signal upgrades to complete signal system upgrad and Master Signal Operating Systems installation							
CST (6)	UNK	6,000,000	0	0	0	0	6,000,000
PE (3)	UNK	6,000,000	0	0	0	0	6,000,000
Total		12,000,000	0	0	0	0	12,000,000
<i>Prior Years Cost</i>		<i>Future Years Cost</i>		<i>Total Project Cost</i>			<i>12,000,000</i>

Bicycle Lanes AT County rural roads - FM# 61035							*Non-SIS*
Type of Work:					Lead Agency: Hillsborough County		
Project Type: Locally Managed							
Widen existing County roads to accommodate exclusive bicycle traffic.							
CST (6)	GAS	250,000	250,000	250,000	250,000	0	1,000,000
Total		250,000	250,000	250,000	250,000	0	1,000,000
<i>Prior Years Cost</i>		<i>953,000</i>	<i>Future Years Cost</i>		<i>Total Project Cost</i>		<i>1,953,000</i>

Phase	Fund Source	2013/14	2014/15	2015/16	2016/17	2017/18	Total
Brandon Main Street FROM S.R. 60 TO 0.6 miles south of S.R. 60 - FM# 69105						*Non-SIS*	
Type of Work:						Lead Agency: Hillsborough County	
Project Type: Locally Managed							
Improvements to existing Pauls Drive to implement teh Brandon Main Street project.							
ROW (4NA)	UNK	17,000	0	0	0	0	17,000
	Total	17,000	0	0	0	0	17,000
<i>Prior Years Cost</i>		<i>Future Years Cost</i>			<i>Total Project Cost</i>		<i>17,000</i>

Citrus Park Drive FROM Countryway Blvd TO Sheldon Rd - FM# 61134						Length: 2.82 Miles *Non-SIS*	
Type of Work:						Lead Agency: Hillsborough County	
Project Type: Locally Managed							
Extension of Citrus Park Drive as a 4-lane divided road							
PD&E (2NA)	UNK	116,000	0	0	0	0	116,000
	Total	116,000	0	0	0	0	116,000
<i>Prior Years Cost</i>		<i>Future Years Cost</i>			<i>Total Project Cost</i>		<i>116,000</i>

Phase	Fund Source	2013/14	2014/15	2015/16	2016/17	2017/18	Total
Consolidate Bridge and Guardrail Rehabilitation and Repair - FM# 62119						*Non-SIS*	
Type of Work:						Lead Agency: Hillsborough County	
Project Type: Locally Managed							
Rehab and repair several County bridges.							
CST (6NA)	GAS	400,000	400,000	400,000	0	0	1,200,000
CST (5NA)	GAS	0	0	0	400,000	0	400,000
Total		400,000	400,000	400,000	400,000	0	1,600,000
<i>Prior Years Cost</i>			<i>Future Years Cost</i>			<i>Total Project Cost</i>	
						1,600,000	

Fletcher Ave FROM Bruce B Downs Blvd TO I-75 - FM# 69606						*Non-SIS*	
Type of Work:						Lead Agency: Hillsborough County	
Project Type: Locally Managed							
Widening of Fletcher Ave from 4-lanes to 6-lanes							
PD&E (2)	UNK	791,000	0	0	0	0	791,000
Total		791,000	0	0	0	0	791,000
<i>Prior Years Cost</i>			<i>Future Years Cost</i>			<i>Total Project Cost</i>	
						791,000	

Phase	Fund Source	2013/14	2014/15	2015/16	2016/17	2017/18	Total	
Gunn Highway AT Linebaugh Ave - FM# 69360							*Non-SIS*	
Type of Work:							Lead Agency: Hillsborough County	
Project Type: Locally Managed								
Intersection modifications to include - removal of Westbound left turn lane and addition of Westbound right turn lane, southbound right turn lane and eastbound right turn lane.								
CST (6)	UNK	1,080,000	0	0	0	0	1,080,000	
ROW (4)	UNK	600,000	0	0	0	0	600,000	
Total		1,680,000	0	0	0	0	1,680,000	
<i>Prior Years Cost</i>		<i>Future Years Cost</i>		<i>Total Project Cost</i>			<i>1,680,000</i>	
HARTLine Capital Allocation - FM# 61010							*Non-SIS*	
Type of Work:							Lead Agency: HART	
Project Type: Locally Managed								
Contribution to HART pursuant to interlocal agreement								
ADM (ANA)	IMPACT	62,000	62,000	62,000	62,000	0	248,000	
Total		62,000	62,000	62,000	62,000	0	248,000	
<i>Prior Years Cost</i>		<i>403,000</i>	<i>Future Years Cost</i>		<i>Total Project Cost</i>			<i>651,000</i>

Phase	Fund Source	2013/14	2014/15	2015/16	2016/17	2017/18	Total
Himes Ave FROM Lambright St TO Minnehaha St - FM# 69359							*Non-SIS*
Type of Work:							Lead Agency: Hillsborough County
Project Type: Locally Managed							
Improvements to two intersections							
CST (6)	UNK	1,500,000	0	0	0	0	1,500,000
ROW (4)	UNK	662,000	0	0	0	0	662,000
Total		2,162,000	0	0	0	0	2,162,000
<i>Prior Years Cost</i>		<i>Future Years Cost</i>		<i>Total Project Cost</i>			<i>2,162,000</i>

Intersection Improvement Program AT County Wide - FM# 69600							*Non-SIS*
Type of Work:							Lead Agency: Hillsborough County
Project Type: Locally Managed							
Improvements at intersections prioritized through the Intersections Program Master Plan.							
PD&E (2)	UNK	3,000,000	0	0	0	0	3,000,000
ROW (4)	UNK	17,900,000	0	0	0	0	17,900,000
PE (3)	UNK	6,000,000	0	0	0	0	6,000,000
Total		26,900,000	0	0	0	0	26,900,000
<i>Prior Years Cost</i>		<i>Future Years Cost</i>		<i>Total Project Cost</i>			<i>26,900,000</i>

Phase	Fund Source	2013/14	2014/15	2015/16	2016/17	2017/18	Total
John Moore Rd / Parsons Ave AT Lumsden Rd - FM# 69361						*Non-SIS*	
Type of Work:						Lead Agency: Hillsborough County	
Project Type: Locally Managed							
Intersection improvements to include construction of Eastbound, Southbound and Westbound right turn lanes							
CST (6)	UNK	900,000	0	0	0	0	900,000
ROW (4)	UNK	700,000	0	0	0	0	700,000
Total		1,600,000	0	0	0	0	1,600,000
<i>Prior Years Cost</i>		<i>Future Years Cost</i>		<i>Total Project Cost</i>			<i>1,600,000</i>
Linebaugh Avenue FROM Race Track Rd TO Countryway - FM# 69604						Length: 1.38 Miles *Non-SIS*	
Type of Work:						Lead Agency: Hillsborough County	
Project Type: Locally Managed							
Widen from 2 lanes to 4							
PD&E (2)	UNK	13,005,000	0	0	0	0	13,005,000
ROW (4)	UNK	890,000	0	0	0	0	890,000
PE (3)	UNK	1,300,000	0	0	0	0	1,300,000
Total		15,195,000	0	0	0	0	15,195,000
<i>Prior Years Cost</i>		<i>Future Years Cost</i>		<i>Total Project Cost</i>			<i>15,195,000</i>

Phase	Fund Source	2013/14	2014/15	2015/16	2016/17	2017/18	Total
Lutz Lake Fern Rd FROM Suncoast Parkway TO Dale Mabry Hwy - FM# 61052					Length: 3.30 Miles *Non-SIS*		
Type of Work:					Lead Agency: Hillsborough County		
Project Type: Locally Managed							
Widen 2-lanes to 4-lanes							
CST (6)	UNK	4,310,000	0	0	0	0	4,310,000
ROW (4)	UNK	6,690,000	0	0	0	0	6,690,000
Total		11,000,000	0	0	0	0	11,000,000
		<i>Prior Years Cost</i>	<i>Future Years Cost</i>		<i>Total Project Cost</i>		<i>11,000,000</i>
New & Improved Signalization Program - FM# 69601					*Non-SIS*		
Type of Work:					Lead Agency: Hillsborough County		
Project Type: Locally Managed							
New and temporary traffic signals							
CST (6)	UNK	3,800,000	0	0	0	0	3,800,000
Total		3,800,000	0	0	0	0	3,800,000
		<i>Prior Years Cost</i>	<i>Future Years Cost</i>		<i>Total Project Cost</i>		<i>3,800,000</i>

Phase	Fund Source	2013/14	2014/15	2015/16	2016/17	2017/18	Total
Orient Rd FROM Broadway Ave TO Hillsborough Ave - FM# 61060					Length: 2.02 Miles *Non-SIS*		
Type of Work:					Lead Agency: Hillsborough County		
Project Type: Locally Managed					LRTP#: H1390		
widen 2-lanes to 4-lanes							
PD&E (2)	UNK	2,000,000	0	0	0	0	2,000,000
Total		2,000,000	0	0	0	0	2,000,000
<i>Prior Years Cost</i>		<i>Future Years Cost</i>		<i>Total Project Cost</i>		<i>2,000,000</i>	
Pavement Treatment Program FROM various TO various - FM# 69046					*Non-SIS*		
Type of Work:					Lead Agency: Hillsborough County		
Project Type: Locally Managed							
Rehabilitation of existing County roads via asphalt resurfacing and other specified methods.							
CST (5NA)	GAS	4,100,000	0	4,400,000	4,500,000	0	13,000,000
CST (6NA)	GAS	0	4,200,000	0	0	0	4,200,000
Total		4,100,000	4,200,000	4,400,000	4,500,000	0	17,200,000
<i>Prior Years Cost</i>		<i>Future Years Cost</i>		<i>Total Project Cost</i>		<i>17,200,000</i>	
Sidewalk ADA Retrofit Program AT Various County Locations - FM# 64036					*Non-SIS*		
Type of Work:					Lead Agency: Hillsborough County		
Project Type: Locally Managed							
CST (6)	GAS	550,000	550,000	550,000	550,000	0	2,200,000
Total		550,000	550,000	550,000	550,000	0	2,200,000
<i>Prior Years Cost</i>		<i>2,750,000</i>	<i>Future Years Cost</i>		<i>Total Project Cost</i>		<i>4,950,000</i>

Section 3 - City of Temple Terrace

Phase	Fund Source	2013/14	2014/15	2015/16	2016/17	2017/18	Total
Bannockburn Ave FROM Sleepy Hollow Ave TO Ben Avon Dr (SE side) - FM# 34-655							*Non-SIS*
Type of Work:							Lead Agency: Temple Terrace
Project Type: Locally Managed							
Sidewalk project							
CST (6)	LF	0	17,200	0	0	0	17,200
Total		0	17,200	0	0	0	17,200
<i>Prior Years Cost</i>		<i>Future Years Cost</i>			<i>Total Project Cost</i>		<i>17,200</i>
Bannockburn Ave FROM Glen Arven Ave TO Ben Avon Dr (east side) - FM# 34-662							*Non-SIS*
Type of Work:							Lead Agency: Temple Terrace
Project Type: Locally Managed							
Sidewalk project 0.21 Miles							
CST (6)	LF	0	16,500	0	0	0	16,500
Total		0	16,500	0	0	0	16,500
<i>Prior Years Cost</i>		<i>Future Years Cost</i>			<i>Total Project Cost</i>		<i>16,500</i>
Bannockburn Ave FROM Sleepy Hollow Ave TO Riverhills Dr (south side) - FM# 34-663							*Non-SIS*
Type of Work:							Lead Agency: Temple Terrace
Project Type: Locally Managed							
Sidewalk project 0.76 Miles							
CST (6)	LF	60,000	0	0	0	0	60,000
Total		60,000	0	0	0	0	60,000
<i>Prior Years Cost</i>		<i>Future Years Cost</i>			<i>Total Project Cost</i>		<i>60,000</i>

Phase	Fund Source	2013/14	2014/15	2015/16	2016/17	2017/18	Total	
Belle Meade and East River FROM West River TO Vanderbaker - FM# 34-637a					Length: 0.43	*Non-SIS*		
Type of Work:					Lead Agency: Temple Terrace			
Project Type: Locally Managed								
Sidewalks								
CST (6)	LF	0	35,900	0	0	0	35,900	
Total		0	35,900	0	0	0	35,900	
<i>Prior Years Cost</i>		<i>Future Years Cost</i>		<i>Total Project Cost</i>			35,900	
Busch Blvd AT Overlook Dr - FM# 30-005						*Non-SIS*		
Type of Work:					Lead Agency: Temple Terrace			
Project Type: Locally Managed								
Install new traffic signal								
CST (6)	LF	0	0	300,000	0	0	300,000	
Total		0	0	300,000	0	0	300,000	
<i>Prior Years Cost</i>		<i>Future Years Cost</i>		<i>Total Project Cost</i>			300,000	
Fairmont Circle Area - FM# 33-721						*Non-SIS*		
Type of Work:					Lead Agency: Temple Terrace			
Project Type: Locally Managed								
Resurfacing								
CST (6)	LF	182,000	0	0	0	0	182,000	
Total		182,000	0	0	0	0	182,000	
<i>Prior Years Cost</i>		100,000	<i>Future Years Cost</i>		<i>Total Project Cost</i>			282,000

Phase	Fund Source	2013/14	2014/15	2015/16	2016/17	2017/18	Total
Grove Hill Rd AT 56th Street - FM# 30-103						*Non-SIS*	
Type of Work:						Lead Agency: Temple Terrace	
Project Type: Locally Managed							
Install new traffic signal							
CST (5NA)	LF	0	250,000	0	0	0	250,000
Total		0	250,000	0	0	0	250,000
<i>Prior Years Cost</i>			<i>Future Years Cost</i>			<i>Total Project Cost</i>	<i>250,000</i>
Miscellaneous Construction AT Temple Terrace City-Wide - FM# 34-659						*Non-SIS*	
Type of Work:						Lead Agency: Temple Terrace	
Project Type: Locally Managed							
Sidewalks, Curbs and Ramps							
CST (6)	LF	50,000	50,000	50,000	0	0	150,000
CST (5NA)	LF	0	0	0	100,000	0	100,000
Total		50,000	50,000	50,000	100,000	0	250,000
<i>Prior Years Cost</i>		<i>150,000</i>	<i>Future Years Cost</i>			<i>Total Project Cost</i>	<i>400,000</i>

Phase	Fund Source	2013/14	2014/15	2015/16	2016/17	2017/18	Total
Mission Hills Ave AT 56th St - FM# 30-679						*Non-SIS*	
Type of Work:						Lead Agency: Temple Terrace	
Project Type: Locally Managed							
Install left turn lanes							
CST (6)	LF	100,000	0	0	0	0	100,000
Total		100,000	0	0	0	0	100,000
<i>Prior Years Cost</i>			<i>Future Years Cost</i>			<i>Total Project Cost</i>	<i>100,000</i>
Opticom (GPS system) - FM# 30-xxx						*Non-SIS*	
Type of Work:						Lead Agency: Temple Terrace	
Project Type: Locally Managed							
GPS system for traffic management.							
CST (5NA)	LF	275,000	0	0	0	0	275,000
Total		275,000	0	0	0	0	275,000
<i>Prior Years Cost</i>			<i>Future Years Cost</i>			<i>Total Project Cost</i>	<i>275,000</i>
Pleasant Terrace AT Resurfacing - FM# 33-683						*Non-SIS*	
Type of Work:						Lead Agency: Temple Terrace	
Project Type: Locally Managed							
Resurfacing							
CST (5NA)	LF	150,000	167,300	0	0	0	317,300
Total		150,000	167,300	0	0	0	317,300
<i>Prior Years Cost</i>			<i>Future Years Cost</i>			<i>Total Project Cost</i>	<i>317,300</i>

Phase	Fund Source	2013/14	2014/15	2015/16	2016/17	2017/18	Total
Resurfacing Projects AT Temple Terrace City-Wide - FM# 33-xxx						*Non-SIS*	
Type of Work:						Lead Agency: Temple Terrace	
Project Type: Locally Managed							
Miscellaneous Pavement Rehab Projects & Pavement Markings							
CST (5NA)	LF	145,000	70,000	70,000	70,000	0	355,000
Total		145,000	70,000	70,000	70,000	0	355,000
<i>Prior Years Cost</i>		<i>590,000</i>	<i>Future Years Cost</i>		<i>Total Project Cost</i>		<i>945,000</i>

Saginaw Dr FROM 112th Ave TO 113th Ave (east side) - FM# 34-666						*Non-SIS*	
Type of Work:						Lead Agency: Temple Terrace	
Project Type: Locally Managed							
Sidewalk project 0.04 Miles							
CST (6)	LF	3,000	0	0	0	0	3,000
Total		3,000	0	0	0	0	3,000
<i>Prior Years Cost</i>			<i>Future Years Cost</i>		<i>Total Project Cost</i>		<i>3,000</i>

Phase	Fund Source	2013/14	2014/15	2015/16	2016/17	2017/18	Total
Shared Road Signage AT Temple Terrace City-Wide - FM# 34-SR							*Non-SIS*
Type of Work:					Lead Agency: Temple Terrace		
Project Type: Locally Managed							
City-Wide Shared Road Bicycle Projects - Signage only. See Temple Terrace CIP for list of candidate projects.							
CST (5NA)	LF	2,000	2,000	0	0	0	4,000
CST (6NA)	LF	0	0	2,000	2,000	0	4,000
Total		2,000	2,000	2,000	2,000	0	8,000
<i>Prior Years Cost</i>		<i>17,500</i>	<i>Future Years Cost</i>		<i>Total Project Cost</i>		<i>25,500</i>

Sleepy Hollow Area AT Resurfacing - FM# 33-722							*Non-SIS*
Type of Work:					Lead Agency: Temple Terrace		
Project Type: Locally Managed							
Resurfacing							
CST (6)	LF	0	432,000	0	0	0	432,000
Total		0	432,000	0	0	0	432,000
<i>Prior Years Cost</i>		<i>Future Years Cost</i>		<i>Total Project Cost</i>		<i>432,000</i>	

Phase	Fund Source	2013/14	2014/15	2015/16	2016/17	2017/18	Total
South of Bullard Area AT Resurfacing - FM# 33-723							*Non-SIS*
Type of Work:					Lead Agency: Temple Terrace		
Project Type: Locally Managed							
Resurfacing							
CST (5NA)	LF	0	0	403,200	403,100	0	806,300
Total		0	0	403,200	403,100	0	806,300
<i>Prior Years Cost</i>			<i>Future Years Cost</i>		<i>Total Project Cost</i>		<i>806,300</i>
56th Street AT Mission Hills Avenue - FM# 30-101							*Non-SIS*
Type of Work:					Lead Agency: Temple Terrace		
Project Type: Locally Managed							
Updgrade traffic lights							
CST (6)	LF	50,000	0	0	0	0	50,000
Total		50,000	0	0	0	0	50,000
<i>Prior Years Cost</i>			<i>Future Years Cost</i>		<i>Total Project Cost</i>		<i>50,000</i>
78th Street FROM Harney Rd TO Temple Terrace Hwy - FM# 34-670							*Non-SIS*
Type of Work:					Lead Agency: Temple Terrace		
Project Type: Locally Managed							
Sidewalk project 0.63 Miles							
CST (6)	LF	0	0	50,000	0	0	50,000
Total		0	0	50,000	0	0	50,000
<i>Prior Years Cost</i>			<i>Future Years Cost</i>		<i>Total Project Cost</i>		<i>50,000</i>

Phase	Fund Source	2013/14	2014/15	2015/16	2016/17	2017/18	Total
112th Ave FROM Frances Arbor TO Saginaw Dr (north side) - FM# 34-665							*Non-SIS*
Type of Work:					Lead Agency: Temple Terrace		
Project Type: Locally Managed							
Sidewalk project 0.09 Miles							
CST (6)	LF	7,500	0	0	0	0	7,500
Total		7,500	0	0	0	0	7,500
<i>Prior Years Cost</i>		<i>Future Years Cost</i>		<i>Total Project Cost</i>			<i>7,500</i>

Section 4 - City of Plant City

Phase	Fund Source	2013/14	2014/15	2015/16	2016/17	2017/18	Total
Bridge Repair - FM# ST-4-AM						*Non-SIS*	
Type of Work:						Lead Agency: Plant City	
Project Type: Locally Managed							
Repair/upgrade/maintenance of City bridges							
CST (6)	LF	50,000	50,000	50,000	0	0	150,000
CST (5NA)	LF	0	0	0	50,000	0	50,000
Total		50,000	50,000	50,000	50,000	0	200,000
<i>Prior Years Cost</i>		<i>100,000</i>	<i>Future Years Cost</i>		<i>Total Project Cost</i>		<i>300,000</i>
Citywide Resurfacing - FM# ST-1-AM						*Non-SIS*	
Type of Work:						Lead Agency: Plant City	
Project Type: Locally Managed							
City-wide resurfacing							
CST (6)	CIT III	250,000	250,000	0	0	0	500,000
CST (5NA)	LF	750,000	750,000	750,000	750,000	0	3,000,000
CST (5NA)	CIT III	0	0	250,000	250,000	0	500,000
Total		1,000,000	1,000,000	1,000,000	1,000,000	0	4,000,000
<i>Prior Years Cost</i>		<i>2,000,000</i>	<i>Future Years Cost</i>		<i>Total Project Cost</i>		<i>6,000,000</i>

Phase	Fund Source	2013/14	2014/15	2015/16	2016/17	2017/18	Total
Repair Railroad Crossings - FM# ST-3-AM							*Non-SIS*
Type of Work:					Lead Agency: Plant City		
Project Type: Locally Managed							
Improvements to railroad crossings							
CST (6)	CIT III	100,000	100,000	0	0	0	200,000
Total		100,000	100,000	0	0	0	200,000
<i>Prior Years Cost</i>		<i>400,000</i>	<i>Future Years Cost</i>		<i>Total Project Cost</i>		<i>600,000</i>
Sidewalk Replacement - FM# ST-2-AM							*Non-SIS*
Type of Work:					Lead Agency: Plant City		
Project Type: Locally Managed							
Sidewalk repairs and retrofitting to meet ADA requirements							
CST (6)	LF	100,000	100,000	100,000	0	0	300,000
CST (5NA)	LF	0	0	0	100,000	0	100,000
Total		100,000	100,000	100,000	100,000	0	400,000
<i>Prior Years Cost</i>		<i>230,000</i>	<i>Future Years Cost</i>		<i>Total Project Cost</i>		<i>630,000</i>

Section 5 - City of Tampa

Phase	Fund Source	2013/14	2014/15	2015/16	2016/17	2017/18	Total
Armenia Avenue AT Busch Boulevard - FM# TR5038DAV					Length: 1.58	*Non-SIS*	
Type of Work:					Lead Agency: City of Tampa		
Project Type: Locally Managed							
Add dual northbound to westbound left turn lanes.							
CST (5NA)	IMPACT	0	1,251,900	0	0	0	1,251,900
ADM (ANA)	IMPACT	0	109,100	0	0	0	109,100
Total		0	1,361,000	0	0	0	1,361,000
<i>Prior Years Cost</i>		<i>700,000</i>	<i>Future Years Cost</i>		<i>Total Project Cost</i>		<i>2,061,000</i>

Bridge Repair & Rehabilitation AT Tampa City-Wide - FM# TR5036KBW					*Non-SIS*		
Type of Work:					Lead Agency: City of Tampa		
Project Type: Locally Managed							
rehabilitation of city-owned bridges							
CST (5NA)	LOGT	1,115,019	1,122,791	1,120,898	1,120,898	0	4,479,606
ADM (ANA)	LOGT	96,981	97,209	97,102	97,102	0	388,394
Total		1,212,000	1,220,000	1,218,000	1,218,000	0	4,868,000
<i>Prior Years Cost</i>		<i>2,835,920</i>	<i>Future Years Cost</i>		<i>Total Project Cost</i>		<i>7,703,920</i>

Phase	Fund Source	2013/14	2014/15	2015/16	2016/17	2017/18	Total
Brorein Street Bridge Controller - FM# TR-Brorein Controller							*Non-SIS*
Type of Work:		Lead Agency: City of Tampa					
Project Type: Locally Managed							
Replacement of the existing obsolete electrical bridge controller.							
CST (5NA)	LOGT	0	1,122,791	0	0	0	1,122,791
ADM (ANA)	LOGT	0	104,000	0	0	0	104,000
Total		0	1,226,791	0	0	0	1,226,791
<i>Prior Years Cost</i>		<i>Future Years Cost</i>		<i>Total Project Cost</i>			<i>1,226,791</i>

Brorein Street Bridge Rehabilitation - FM# TR-Brorein Rehab							*Non-SIS*
Type of Work:		Lead Agency: City of Tampa					
Project Type: Locally Managed							
Structural and mechanical repair of the Brorein Street bridge.							
CST (5NA)	LOGT	0	0	0	1,840,000	0	1,840,000
ADM (ANA)	LOGT	0	0	0	160,000	0	160,000
Total		0	0	0	2,000,000	0	2,000,000
<i>Prior Years Cost</i>		<i>Future Years Cost</i>		<i>Total Project Cost</i>			<i>2,000,000</i>

Phase	Fund Source	2013/14	2014/15	2015/16	2016/17	2017/18	Total	
Busch Boulevard FROM Armenia Ave TO Florida Ave - FM# TR5030FBP							*Non-SIS*	
Type of Work:					Lead Agency: City of Tampa			
Project Type: Locally Managed								
Pedestrian and signalization improvements - pedestrian countdown signals, new and replaced sidewalks, enhanced crosswalks, ramps and curbing.								
CST (5NA)	FDOT	1,420,000	0	0	0	0	1,420,000	
ADM (ANA)	GAS	114,000	0	0	0	0	114,000	
Total		1,534,000	0	0	0	0	1,534,000	
<i>Prior Years Cost</i>		<i>Future Years Cost</i>		<i>Total Project Cost</i>			<i>1,534,000</i>	
Complete Streets AT City-Wide - FM# TR5036KBV							*Non-SIS*	
Type of Work:					Lead Agency: City of Tampa			
Project Type: Locally Managed								
Provides for safety improvements for all modes of travel								
CST (5NA)	LOGT	466,629	450,608	449,638	449,638	0	1,816,513	
PD&E (2NA)	LOGT	124,200	124,200	124,200	124,200	0	496,800	
ADM (ANA)	LOGT	49,171	50,192	50,162	50,162	0	199,687	
Total		640,000	625,000	624,000	624,000	0	2,513,000	
<i>Prior Years Cost</i>		<i>799,200</i>	<i>Future Years Cost</i>		<i>Total Project Cost</i>			<i>3,312,200</i>

Phase	Fund Source	2013/14	2014/15	2015/16	2016/17	2017/18	Total
Cypress St FROM Dale Mabry Highway TO Himes Avenue - FM# TR5038BBS					Length: 0.24	*Non-SIS*	
Type of Work:					Lead Agency: City of Tampa		
Project Type: Locally Managed							
Widen 2 lanes to 4 lanes divided with sidewalks, traffic signals, and pedestrian countdown signals							
CST (5NA)	IMPACT	623,980	0	2,161,384	0	0	2,785,364
ADM (ANA)	IMPACT	54,020	0	187,616	0	0	241,636
Total		678,000	0	2,349,000	0	0	3,027,000
<i>Prior Years Cost</i>		<i>1,300,000</i>	<i>Future Years Cost</i>		<i>Total Project Cost</i>		<i>4,327,000</i>

ITS Upgrade and Replacement AT Tampa City-Wide - FM# TR5036KAA					*Non-SIS*		
Type of Work:					Lead Agency: City of Tampa		
Project Type: Locally Managed							
Replacement of traffic signals, pedestrian signals, video detection, signal poles and cables, and traffic controllers.							
CST (5NA)	LOGT	173,598	174,723	148,044	148,044	0	644,409
ADM (ANA)	LOGT	14,402	15,227	12,956	12,956	0	55,541
CAP (9NA)	LOGT	60,000	60,000	47,000	47,000	0	214,000
Total		248,000	249,950	208,000	208,000	0	913,950
<i>Prior Years Cost</i>		<i>1,065,000</i>	<i>Future Years Cost</i>		<i>Total Project Cost</i>		<i>1,978,950</i>

Phase	Fund Source	2013/14	2014/15	2015/16	2016/17	2017/18	Total
Intersection Improvements AT Tampa City-Wide - FM# TR5036KBX						*Non-SIS*	
Type of Work:						Lead Agency: City of Tampa	
Project Type: Locally Managed							
Development, Design, and Construction of intersection improvements							
CST (5NA)	LOGT	532,773	689,769	688,605	688,605	0	2,599,752
ADM (ANA)	LOGT	46,227	60,231	59,395	56,395	0	222,248
Total		579,000	750,000	748,000	745,000	0	2,822,000
<i>Prior Years Cost</i>		<i>4,380,284</i>	<i>Future Years Cost</i>		<i>Total Project Cost</i>		<i>7,202,284</i>

North 17th Street Improvements FROM East Lake Avenue TO East Martin Luther King Jr. Boulevard -						Length: 0.25 miles *Non-SIS*	
Type of Work:						Lead Agency: City of Tampa	
Project Type: Locally Managed							
Roadway reconstruction.							
PE (3NA)	LOGT	124,000	0	0	0	0	124,000
ADM (ANA)	LOGT	11,000	0	0	0	0	11,000
Total		135,000	0	0	0	0	135,000
<i>Prior Years Cost</i>		<i>Future Years Cost</i>		<i>Total Project Cost</i>		<i>135,000</i>	

Phase	Fund Source	2013/14	2014/15	2015/16	2016/17	2017/18	Total
O'Brien St FROM Cypress St TO Spruce St - FM# TR50379AX					Length: 0.53	*Non-SIS*	
Type of Work:					Lead Agency: City of Tampa		
Project Type: Locally Managed							
Widen 2 lanes to 4 lanes divided							
PE (3NA)	IMPACT	580,000	0	0	0	0	580,000
ROW (4NA)	IMPACT	986,000	0	0	0	0	986,000
ADM (ANA)	IMPACT	125,000	0	398,500	0	0	523,500
CST (5NA)	IMPACT	0	0	4,582,500	0	0	4,582,500
Total		1,691,000	0	4,981,000	0	0	6,672,000
<i>Prior Years Cost</i>		<i>900,000</i>	<i>Future Years Cost</i>		<i>Total Project Cost</i>		<i>7,572,000</i>

Sidewalk Construction AT Tampa City-Wide - FM# TR5036KCD					*Non-SIS*		
Type of Work:					Lead Agency: City of Tampa		
Project Type: Locally Managed							
Construction of new sidewalks or reconstruction of sidewalks in response to requests, and from inspections.							
CST (5NA)	LOGT	1,369,989	1,379,539	1,377,211	1,377,211	0	5,503,950
ADM (ANA)	LOGT	119,011	120,461	119,789	119,789	0	479,050
Total		1,489,000	1,500,000	1,497,000	1,497,000	0	5,983,000
<i>Prior Years Cost</i>			<i>Future Years Cost</i>		<i>Total Project Cost</i>		<i>5,983,000</i>

Phase	Fund Source	2013/14	2014/15	2015/16	2016/17	2017/18	Total
Spruce Street FROM Lois Avenue TO Himes Avenue - FM# TR-11-024					Length: 0.75	*Non-SIS*	
Type of Work:					Lead Agency: City of Tampa		
Project Type: Locally Managed					LRTP#: H1650		
Widen 2 lanes to 4 lanes divided, additional eastbound left turn lane at Dale Mabry and sidewalks							
ROW (4)	IMPACT	1,744,000	0	0	0	0	1,744,000
ADM (A)	IMPACT	256,000	0	302,400	0	0	558,400
CST (6)	IMPACT	0	0	2,721,600	0	0	2,721,600
Total		2,000,000	0	3,024,000	0	0	5,024,000
<i>Prior Years Cost</i>		<i>300,000</i>	<i>Future Years Cost</i>		<i>Total Project Cost</i>		<i>5,324,000</i>
Spruce Street Corridor Improvements FROM Hesperides Ave. TO Himes Ave. - FM# TR5038BSS					*Non-SIS*		
Type of Work:					Lead Agency: City of Tampa		
Project Type: Locally Managed							
Development plan to identify safety and operational improvements.							
PD&E (2NA)	IMPACT	625,600	0	0	0	0	625,600
ADM (ANA)	IMPACT	54,400	0	0	0	0	54,400
Total		680,000	0	0	0	0	680,000
<i>Prior Years Cost</i>			<i>Future Years Cost</i>		<i>Total Project Cost</i>		<i>680,000</i>

Phase	Fund Source	2013/14	2014/15	2015/16	2016/17	2017/18	Total
Street Lights - FM# TR5036KCE							*Non-SIS*
Type of Work:		Lead Agency: City of Tampa					
Project Type: Locally Managed		New street lighting identified as a public safety priority by the Tampa Police Department.					
CST (5NA)	LOGT	414,000	414,000	414,000	414,000	0	1,656,000
ADM (ANA)	LOGT	36,000	36,000	36,000	36,000	0	144,000
Total		450,000	450,000	450,000	450,000	0	1,800,000
<i>Prior Years Cost</i>		<i>Future Years Cost</i>		<i>Total Project Cost</i>			<i>1,800,000</i>

Street Resurfacing AT Tampa City-Wide - FM# PW0536KHC							*Non-SIS*	
Type of Work:		Lead Agency: City of Tampa						
Project Type: Locally Managed		City-wide street resurfacing						
CST (5NA)	LOGT	4,500,000	0	0	0	0	4,500,000	
ADM (ANA)	LOGT	500,000	0	0	0	0	500,000	
CST (5NA)	UNK	0	13,500,000	0	0	0	13,500,000	
ADM (ANA)	UNK	0	1,500,000	0	0	0	1,500,000	
Total		5,000,000	15,000,000	0	0	0	20,000,000	
<i>Prior Years Cost</i>		<i>12,560,000</i>	<i>Future Years Cost</i>		<i>Total Project Cost</i>			<i>32,560,000</i>

Phase	Fund Source	2013/14	2014/15	2015/16	2016/17	2017/18	Total
Traffic Signals - FM# TR5036KBU						*Non-SIS*	
Type of Work:						Lead Agency: City of Tampa	
Project Type: Locally Managed							
Installation of new traffic signals as well as the replacement of existing traffic signal installations.							
CST (5NA)	LOGT	158,162	160,284	159,766	159,766	0	637,978
ADM (ANA)	LOGT	13,838	13,716	14,234	14,234	0	56,022
CAP (9NA)	LOGT	159,000	159,000	159,000	159,000	0	636,000
Total		331,000	333,000	333,000	333,000	0	1,330,000
<i>Prior Years Cost</i>			<i>Future Years Cost</i>			<i>Total Project Cost</i>	
						1,330,000	

Transportation Signage - FM# TR5036KAJ						*Non-SIS*	
Type of Work:						Lead Agency: City of Tampa	
Project Type: Locally Managed							
Fabrication and installation of new and upgraded transportation signage.							
CST (5NA)	LOGT	228,000	229,000	229,000	229,000	0	915,000
Total		228,000	229,000	229,000	229,000	0	915,000
<i>Prior Years Cost</i>			<i>Future Years Cost</i>			<i>Total Project Cost</i>	
						915,000	

Phase	Fund Source	2013/14	2014/15	2015/16	2016/17	2017/18	Total
Westshore Blvd AT Gandy Boulevard - FM# TR5038AAT							*Non-SIS*
Type of Work:				Lead Agency: City of Tampa			
Project Type: Locally Managed							
Widening of Westshore from Tyson to Gandy, additional turn lanes, sidewalk and bicycle lanes on Westshore.							
ROW (4NA)	IMPACT	1,600,000	500,000	0	0	0	2,100,000
Total		1,600,000	500,000	0	0	0	2,100,000
<i>Prior Years Cost</i>		<i>2,050,000</i>	<i>Future Years Cost</i>		<i>Total Project Cost</i>		<i>4,150,000</i>

Section 6 - Aviation Authority

Phase	Fund Source	2013/14	2014/15	2015/16	2016/17	2017/18	Total
Aviation Authority AT Studies & Assessments - FM# HCAA-2							*Non-SIS*
Type of Work:						Lead Agency: Hillsborough County	
Project Type: Locally Managed							
Hangar G Rehabilitation and Jet A Fuel Farm Painting - Plant City and Hangar 14 Rehabilitation - Tampa Executive							
CST (5NA)	HCAA	159,200	0	0	0	0	159,200
Total		159,200	0	0	0	0	159,200
<i>Prior Years Cost</i>		<i>Future Years Cost</i>			<i>Total Project Cost</i>		<i>159,200</i>

Aviation Authority AT Studies & Assessments - FM# HCAA-9							*Non-SIS*	
Type of Work:						Lead Agency: Hillsborough County		
Project Type: Locally Managed								
Aerial surveys and petroleum storage system refurbishing.								
CST (5NA)	HCAA	0	414,200	0	120,600	0	534,800	
Total		0	414,200	0	120,600	0	534,800	
<i>Prior Years Cost</i>		<i>5,330,900</i>	<i>Future Years Cost</i>			<i>Total Project Cost</i>		<i>5,865,700</i>

Phase	Fund Source	2013/14	2014/15	2015/16	2016/17	2017/18	Total
Peter O' Knight Airport AT Parking - FM# POK-7						*Non-SIS*	
Type of Work:						Lead Agency: Hillsborough County	
Project Type: Locally Managed							
Parking Lot Upgrades and Rehabilitation							
CST (6)	FDOT	0	0	52,100	0	0	52,100
CST (6)	HCAA	0	0	52,200	0	0	52,200
CST (5NA)	HCAA	0	0	0	30,200	0	30,200
Total		0	0	104,300	30,200	0	134,500
<i>Prior Years Cost</i>		<i>Future Years Cost</i>		<i>Total Project Cost</i>		<i>134,500</i>	
Peter O' Knight Airport AT Airport & Airfield Support - FM# POK-8						*Non-SIS*	
Type of Work:						Lead Agency: Hillsborough County	
Project Type: Locally Managed							
Upgrades and Enhancements to Airfield Support Buildings/Facilities and Airport Operations							
CST (6)	HCAA	108,500	0	63,600	0	0	172,100
CST (5NA)	HCAA	0	662,600	0	136,000	0	798,600
CST (6)	FDOT	0	0	0	543,800	0	543,800
Total		108,500	662,600	63,600	679,800	0	1,514,500
<i>Prior Years Cost</i>		<i>267,200</i>	<i>Future Years Cost</i>		<i>Total Project Cost</i>		<i>1,781,700</i>

Phase	Fund Source	2013/14	2014/15	2015/16	2016/17	2017/18	Total
Peter O'Knight - FM# POK-4						*Non-SIS*	
Type of Work:						Lead Agency: Hillsborough County	
Project Type: Locally Managed							
Terminal and administration buildings rehabilitation design.							
PE (3NA)	HCAA	0	0	0	0	370,400	370,400
Total		0	0	0	0	370,400	370,400
<i>Prior Years Cost</i>		<i>Future Years Cost</i>			<i>Total Project Cost</i>		<i>370,400</i>
Peter O'Knight - FM# POK-6						*Non-SIS*	
Type of Work:						Lead Agency: Hillsborough County	
Project Type: Locally Managed							
Service road rehabilitation							
CST (5NA)	HCAA	0	0	0	0	87,400	87,400
Total		0	0	0	0	87,400	87,400
<i>Prior Years Cost</i>		<i>Future Years Cost</i>			<i>Total Project Cost</i>		<i>87,400</i>
Peter O'Knight - FM# POK-9						*Non-SIS*	
Type of Work:						Lead Agency: Hillsborough County	
Project Type: Locally Managed							
Seawall rehabilitation.							
CST (5NA)	HCAA	0	281,800	0	0	0	281,800
Total		0	281,800	0	0	0	281,800
<i>Prior Years Cost</i>		<i>Future Years Cost</i>			<i>Total Project Cost</i>		<i>281,800</i>

Phase	Fund Source	2013/14	2014/15	2015/16	2016/17	2017/18	Total	
Peter O'Knight Airport AT Runways - FM# POK-1							*Non-SIS*	
Type of Work:							Lead Agency: Hillsborough County	
Project Type: Locally Managed								
Runway Rehabilitation and Clear Zone Trimming								
CST (5NA)	FDOT	0	544,200	0	0	408,600	952,800	
CST (5NA)	HCAA	0	2,255,800	0	0	102,200	2,358,000	
Total		0	2,800,000	0	0	510,800	3,310,800	
<i>Prior Years Cost</i>		<i>Future Years Cost</i>		<i>Total Project Cost</i>			<i>3,310,800</i>	

Peter O'Knight Airport AT Hangars - FM# POK-2							*Non-SIS*	
Type of Work:							Lead Agency: Hillsborough County	
Project Type: Locally Managed								
Upgrade and Rehabilitate Hangars								
CST (5NA)	FDOT	0	2,607,700	0	0	0	2,607,700	
CST (5NA)	AIP	0	150,000	0	0	0	150,000	
CST (5NA)	HCAA	0	652,000	0	0	145,400	797,400	
CST (6)	FDOT	0	0	2,219,900	107,200	0	2,327,100	
CST (6)	HCAA	0	0	1,037,300	26,900	0	1,064,200	
Total		0	3,409,700	3,257,200	134,100	145,400	6,946,400	
<i>Prior Years Cost</i>		<i>395,900</i>	<i>Future Years Cost</i>		<i>Total Project Cost</i>		<i>7,342,300</i>	

Phase	Fund Source	2013/14	2014/15	2015/16	2016/17	2017/18	Total
Peter O'Knight Airport AT Aprons, Ramps and Taxiways - FM# POK-3						*Non-SIS*	
Type of Work:						Lead Agency: Hillsborough County	
Project Type: Locally Managed							
Repair and Rehabilitation of Aprons, Ramps and Taxiways							
CST (6)	HCAA	0	1,820,600	0	0	0	1,820,600
CST (5NA)	HCAA	0	0	0	0	282,400	282,400
Total		0	1,820,600	0	0	282,400	2,103,000
<i>Prior Years Cost</i>			<i>Future Years Cost</i>			<i>Total Project Cost</i>	<i>2,103,000</i>

Plant City Airport AT Runways - FM# PCA-1						*Non-SIS*	
Type of Work:						Lead Agency: Hillsborough County	
Project Type: Locally Managed							
Jet fueling systeming refurbishing, terminal building rehabilitation, and Runway 28 tree trimming.							
CST (5NA)	HCAA	0	0	0	0	406,900	406,900
Total		0	0	0	0	406,900	406,900
<i>Prior Years Cost</i>		<i>482,200</i>	<i>Future Years Cost</i>			<i>Total Project Cost</i>	<i>889,100</i>

Phase	Fund Source	2013/14	2014/15	2015/16	2016/17	2017/18	Total	
Plant City Airport AT Hangars - FM# PCA-2							*Non-SIS*	
Type of Work:							Lead Agency: Hillsborough County	
Project Type: Locally Managed								
Upgrade and Rehabilitate Hangars								
CST (5NA)	FDOT	641,400	0	91,360	0	0	732,760	
CST (5NA)	HCAA	1,354,400	0	22,840	10,600	0	1,387,840	
CST (5NA)	AIP	0	0	0	94,900	0	94,900	
Total		1,995,800	0	114,200	105,500	0	2,215,500	

Prior Years Cost

Future Years Cost

Total Project Cost

2,215,500

Plant City Airport AT Terminal Building - FM# PCA-4							*Non-SIS*	
Type of Work:							Lead Agency: Hillsborough County	
Project Type: Locally Managed								
Terminal Building Rehabilitation and Upgrades								
CST (5NA)	HCAA	0	0	0	0	203,600	203,600	
Total		0	0	0	0	203,600	203,600	

Prior Years Cost

376,500

Future Years Cost

Total Project Cost

580,100

Phase	Fund Source	2013/14	2014/15	2015/16	2016/17	2017/18	Total
Plant City Airport AT Airport & Airfield Support - FM# PCA-8						*Non-SIS*	
Type of Work:						Lead Agency: Hillsborough County	
Project Type: Locally Managed							
Upgrades and Enhancements to Airfield Support Buildings/Facilities and Airport Operations.							
CST (6)	HCAA	25,500	0	0	45,700	0	71,200
CST (5NA)	HCAA	0	0	243,800	0	40,200	284,000
CST (6)	AIP	0	0	150,000	0	0	150,000
Total		25,500	0	393,800	45,700	40,200	505,200

Prior Years Cost

Future Years Cost

Total Project Cost

505,200

Tampa Executive Airport AT Runways - FM# TEA-1						*Non-SIS*	
Type of Work:						Lead Agency: Hillsborough County	
Project Type: Locally Managed							
Runway Rehabilitation and Clear Zone Tree Trimming							
CST (5NA)	FDOT	85,700	0	0	0	1,154,600	1,240,300
CST (5NA)	AIP	512,400	0	0	0	3,069,600	3,582,000
CST (5NA)	HCAA	556,800	0	0	0	929,900	1,486,700
CST (6)	HCAA	0	0	470,300	0	0	470,300
Total		1,154,900	0	470,300	0	5,154,100	6,779,300

Prior Years Cost

826,200

Future Years Cost

Total Project Cost

7,605,500

Phase	Fund Source	2013/14	2014/15	2015/16	2016/17	2017/18	Total	
Tampa Executive Airport AT Hangars - FM# TEA-2							*Non-SIS*	
Type of Work:							Lead Agency: Hillsborough County	
Project Type: Locally Managed								
Upgrade and Rehabilitate Hangars								
CST (6)	FDOT	658,200	0	0	0	0	658,200	
CST (6)	HCAA	2,840,100	0	0	0	0	2,840,100	
CST (5NA)	HCAA	0	263,000	161,100	674,900	176,300	1,275,300	
CST (5NA)	FDOT	0	0	166,000	2,328,000	0	2,494,000	
CST (5NA)	AIP	0	0	300,000	355,100	0	655,100	
Total		3,498,300	263,000	627,100	3,358,000	176,300	7,922,700	
<i>Prior Years Cost</i>		<i>105,600</i>	<i>Future Years Cost</i>		<i>Total Project Cost</i>		<i>8,028,300</i>	

Tampa Executive Airport AT Aprons, Ramps and Taxiways - FM# TEA-3							*Non-SIS*	
Type of Work:							Lead Agency: Hillsborough County	
Project Type: Locally Managed								
Repair and Rehabilitation of Aprons, Ramps and Taxiways								
CST (6)	FDOT	0	0	69,000	0	0	69,000	
CST (6)	HCAA	0	0	276,200	0	0	276,200	
CST (6)	AIP	0	0	300,000	0	0	300,000	
CST (5NA)	HCAA	0	0	0	564,500	5,296,000	5,860,500	
Total		0	0	645,200	564,500	5,296,000	6,505,700	
<i>Prior Years Cost</i>		<i>179,000</i>	<i>Future Years Cost</i>		<i>Total Project Cost</i>		<i>6,684,700</i>	

Phase	Fund Source	2013/14	2014/15	2015/16	2016/17	2017/18	Total	
Tampa Executive Airport AT Terminal Building - FM# TEA-4							*Non-SIS*	
Type of Work:							Lead Agency: Hillsborough County	
Project Type: Locally Managed								
Terminal Building Rehabilitation and Upgrades								
CST (5NA)	HCAA	674,300	0	0	0	0	674,300	
Total		674,300	0	0	0	0	674,300	
<i>Prior Years Cost</i>		<i>Future Years Cost</i>		<i>Total Project Cost</i>			<i>674,300</i>	
Tampa Executive Airport AT Airport & Airfield Support - FM# TEA-8							*Non-SIS*	
Type of Work:							Lead Agency: Hillsborough County	
Project Type: Locally Managed								
Upgrades and Enhancements to Airfield Support Buildings/Facilities and Airport Operations								
CST (6NA)	AIP	150,000	0	0	0	0	150,000	
CST (5NA)	FDOT	69,200	0	162,700	0	0	231,900	
CST (5NA)	HCAA	253,400	40,000	40,000	0	0	333,400	
CST (6)	HCAA	0	0	0	143,800	0	143,800	
Total		472,600	40,000	202,700	143,800	0	859,100	
<i>Prior Years Cost</i>		<i>363,400</i>	<i>Future Years Cost</i>		<i>Total Project Cost</i>			<i>1,222,500</i>

Phase	Fund Source	2013/14	2014/15	2015/16	2016/17	2017/18	Total	
Tampa International Airport AT Runways - FM# TIA-1							*Non-SIS*	
Type of Work:							Lead Agency: Hillsborough County	
Project Type: Locally Managed								
Runway Rehabilitation and Clear Zone Trimming								
CST (5NA)	FDOT	0	257,000	0	0	0	257,000	
CST (5NA)	AIP	0	1,650,000	0	0	0	1,650,000	
CST (5NA)	HCAA	0	334,000	0	0	0	334,000	
Total		0	2,241,000	0	0	0	2,241,000	

Prior Years Cost

Future Years Cost

Total Project Cost

2,241,000

Tampa International Airport AT Terminal Building - FM# TIA-4							*Non-SIS*	
Type of Work:							Lead Agency: Hillsborough County	
Project Type: Locally Managed								
Terminal Building Rehabilitation and Upgrades								
CST (5NA)	HCAA	0	1,318,700	0	4,085,000	209,200	5,612,900	
Total		0	1,318,700	0	4,085,000	209,200	5,612,900	

Prior Years Cost

3,092,900

Future Years Cost

Total Project Cost

8,705,800

Phase	Fund Source	2013/14	2014/15	2015/16	2016/17	2017/18	Total	
Tampa International Airport AT Airside Buildings - FM# TIA-5							*Non-SIS*	
Type of Work:							Lead Agency: Hillsborough County	
Project Type: Locally Managed								
Airside building rehabilitation and upgrades								
CST (5NA)	FDOT	254,000	1,224,000	114,000	8,900,700	0	10,492,700	
CST (5NA)	HCAA	5,245,200	3,746,700	4,400,300	16,515,400	7,164,200	37,071,800	
CST (5NA)	BOND	104,501,500	0	0	0	0	104,501,500	
CST (6)	PFC	0	0	0	35,577,000	0	35,577,000	
Total		110,000,700	4,970,700	4,514,300	60,993,100	7,164,200	187,643,000	
<i>Prior Years Cost</i>		<i>14,370,500</i>	<i>Future Years Cost</i>		<i>Total Project Cost</i>		<i>202,013,500</i>	

Tampa International Airport AT Service Roads - FM# TIA-6							*Non-SIS*	
Type of Work:							Lead Agency: Hillsborough County	
Project Type: Locally Managed								
Repair and Rehabilitation of Airport Service Roads and Roadway Signage								
CST (5NA)	BOND	21,409,200	0	0	0	0	21,409,200	
CST (6)	HCAA	0	0	0	231,800	0	231,800	
CST (5NA)	FDOT	0	0	0	0	2,885,000	2,885,000	
CST (5NA)	HCAA	0	0	0	0	3,075,700	3,075,700	
Total		21,409,200	0	0	231,800	5,960,700	27,601,700	
<i>Prior Years Cost</i>		<i>600,000</i>	<i>Future Years Cost</i>		<i>Total Project Cost</i>		<i>28,201,700</i>	

Phase	Fund Source	2013/14	2014/15	2015/16	2016/17	2017/18	Total	
Tampa International Airport AT Airport & Airfield Support - FM# TIA-8							*Non-SIS*	
Type of Work:							Lead Agency: Hillsborough County	
Project Type: Locally Managed								
Upgrades and Enhancements to Airfield support buildings/facilities and Airport operations								
CST (6)	FDOT	247,900	793,800	0	0	0	1,041,700	
CST (5NA)	HCAA	2,105,900	3,499,100	16,833,600	18,862,100	1,518,500	42,819,200	
CST (5NA)	BOND	8,795,700	0	0	0	0	8,795,700	
CST (5NA)	FDOT	0	0	1,980,100	1,019,200	0	2,999,300	
CST (6)	AIP	0	0	1,575,000	13,020,300	0	14,595,300	
CST (5NA)	PFC	0	0	0	0	28,502,000	28,502,000	
Total		11,149,500	4,292,900	20,388,700	32,901,600	30,020,500	98,753,200	
<i>Prior Years Cost</i>		<i>5,792,900</i>	<i>Future Years Cost</i>		<i>Total Project Cost</i>		<i>104,546,100</i>	

Tampa International Airport AT Airport & Airfield Support - FM# TIA-9							*Non-SIS*	
Type of Work:							Lead Agency: Hillsborough County	
Project Type: Locally Managed								
Upgrades and Enhancements to Airfield support buildings/facilities and Airport operations								
CST (5NA)	FDOT	162,600	0	221,900	0	234,000	618,500	
CST (5NA)	HCAA	3,473,400	4,278,000	521,900	1,950,000	3,077,100	13,300,400	
Total		3,636,000	4,278,000	743,800	1,950,000	3,311,100	13,918,900	
<i>Prior Years Cost</i>			<i>Future Years Cost</i>		<i>Total Project Cost</i>		<i>13,918,900</i>	

Phase	Fund Source	2013/14	2014/15	2015/16	2016/17	2017/18	Total
Tampa International Airport AT Terminal Building - FM# TIA-10						*Non-SIS*	
Type of Work:						Lead Agency: Hillsborough County	
Project Type: Locally Managed							
APM - Automated People Mover							
CST (5NA)	BOND	0	0	0	0	415,500,000	415,500,000
Total		0	0	0	0	415,500,000	415,500,000
<i>Prior Years Cost</i>			<i>Future Years Cost</i>			<i>Total Project Cost</i>	<i>415,500,000</i>
Tampa Internationall Airport AT Parking - FM# TIA-7						*Non-SIS*	
Type of Work:						Lead Agency: Hillsborough County	
Project Type: Locally Managed							
Parking Lot/Garage Upgrades and Rehabilitation							
CST (5NA)	HCAA	21,710,000	14,914,100	1,984,600	1,617,800	1,163,700	41,390,200
CST (5NA)	BOND	318,700,000	0	0	0	0	318,700,000
CST (6)	FDOT	0	968,700	0	0	0	968,700
CST (5NA)	FDOT	0	0	0	1,120,500	854,000	1,974,500
Total		340,410,000	15,882,800	1,984,600	2,738,300	2,017,700	363,033,400
<i>Prior Years Cost</i>		<i>2,673,600</i>	<i>Future Years Cost</i>			<i>Total Project Cost</i>	<i>365,707,000</i>

Phase	Fund Source	2013/14	2014/15	2015/16	2016/17	2017/18	Total
Tampa International Airport AT Aprons, Ramps, and Taxiways - FM# TIA-3						*Non-SIS*	
Type of Work:						Lead Agency: Hillsborough County	
Project Type: Locally Managed							
Repair and Rehabilitation of Aprons, Ramps and Taxiways							
CST (5NA)	FDOT	4,832,300	3,812,100	0	0	1,165,000	9,809,400
CST (5NA)	AIP	3,024,100	4,028,900	0	3,164,700	1,034,500	11,252,200
CST (5NA)	BOND	22,836,400	0	0	0	0	22,836,400
CST (5NA)	HCAA	0	4,765,800	0	12,035,100	1,510,000	18,310,900
CST (6)	FDOT	0	0	179,200	478,900	0	658,100
CST (6)	HCAA	0	0	179,200	0	0	179,200
CST (6)	AIP	0	0	1,084,100	0	0	1,084,100
Total		30,692,800	12,606,800	1,442,500	15,678,700	3,709,500	64,130,300
<i>Prior Years Cost</i>			<i>Future Years Cost</i>			<i>Total Project Cost</i>	
						<i>64,130,300</i>	

Section 7 - Transportation Disadvantaged

Phase	Fund Source	2013/14	2014/15	2015/16	2016/17	2017/18	Total
Operating Planning Grant - FM# TD_Plan						*Non-SIS*	
Type of Work:						Lead Agency: Hillsborough County	
Project Type: Locally Managed							
Operating / Planning Grant							
PLN (1)	TDTF	52,851	52,851	52,851	42,957	0	201,510
Total		52,851	52,851	52,851	42,957	0	201,510
<i>Prior Years Cost</i>		<i>41,910</i>	<i>Future Years Cost</i>		<i>Total Project Cost</i>		<i>243,420</i>

Operating Trip / Equipment Grant - FM# TD_TRIP						*Non-SIS*	
Type of Work:						Lead Agency: Hillsborough County	
Project Type: Locally Managed							
Operating Trip / Equipment Grant							
OPS (8)	LFF	176,514	185,591	189,241	167,942	0	719,288
OPS (8)	TDTF	1,588,787	1,670,489	1,703,346	1,511,629	0	6,474,251
OPS (8)	LF	2,989,417	2,980,340	2,976,690	2,997,989	0	11,944,436
Total		4,754,718	4,836,420	4,869,277	4,677,560	0	19,137,975
<i>Prior Years Cost</i>		<i>4,758,455</i>	<i>Future Years Cost</i>		<i>Total Project Cost</i>		<i>23,896,430</i>

Section 8 - HART

Phase	Fund Source	2013/14	2014/15	2015/16	2016/17	2017/18	Total
Basic Transit Infrastructure - FM# H3							*Non-SIS*
Type of Work:					Lead Agency: HART		
Project Type: Locally Managed					LRTP#: T31		
Bus Bays, Shelters, Accessibility Improvements							
CAP (9)	NFI	200,000	200,000	200,000	200,000	0	800,000
CAP (9)	LF	50,000	50,000	50,000	50,000	0	200,000
Total		250,000	250,000	250,000	250,000	0	1,000,000
<i>Prior Years Cost</i>		<i>1,558,000</i>	<i>Future Years Cost</i>		<i>Total Project Cost</i>		<i>2,558,000</i>

Fixed Guideway Modernization - FM# H15							*Non-SIS*
Type of Work:					Lead Agency: HART		
Project Type: Locally Managed							
Street Capital Projects; FPN 415172-1							
CAP (9NA)	5309	361,263	361,263	361,263	361,263	361,263	1,806,315
Total		361,263	361,263	361,263	361,263	361,263	1,806,315
<i>Prior Years Cost</i>		<i>313,136</i>	<i>Future Years Cost</i>		<i>Total Project Cost</i>		<i>2,119,451</i>

Phase	Fund Source	2013/14	2014/15	2015/16	2016/17	2017/18	Total
Operating & Capital Assistance AT ADA Paratransit - FM# H10							*Non-SIS*
Type of Work:					Lead Agency: HART		
Project Type: Locally Managed							
ADA Paratransit, Preventive Maint., Leases, Planning and Project Admin							
CAP (9NA)	5307	11,939,249	12,178,034	12,421,595	12,670,027	12,923,427	62,132,332
Total		11,939,249	12,178,034	12,421,595	12,670,027	12,923,427	62,132,332
<i>Prior Years Cost</i>		<i>39,902,450</i>	<i>Future Years Cost</i>		<i>Total Project Cost</i>		<i>102,034,782</i>

Operating Related Assistance AT Job Access & Reverse Commute - FM# H9							*Non-SIS*
Type of Work:					Lead Agency: HART		
Project Type: Locally Managed							
Various routes for late night weekday and weekend only service.							
OPS (8)	JARC	500,000	0	0	0	0	500,000
OPS (8)	LF	500,000	0	0	0	0	500,000
Total		1,000,000	0	0	0	0	1,000,000
<i>Prior Years Cost</i>		<i>4,385,056</i>	<i>Future Years Cost</i>		<i>Total Project Cost</i>		<i>5,385,056</i>

Phase	Fund Source	2013/14	2014/15	2015/16	2016/17	2017/18	Total
Operating Related Assistance - FM# H12							*Non-SIS*
Type of Work:					Lead Agency: HART		
Project Type: Locally Managed							
State Block Grant; FPN 402251-1							
OPS (8)	State	4,305,197	0	0	0	0	4,305,197
OPS (8NA)	LF	4,305,196	4,387,417	4,485,780	4,485,780	4,620,354	22,284,527
OPS (8NA)	State	0	4,387,418	4,485,780	4,485,780	4,620,354	17,979,332
Total		8,610,393	8,774,835	8,971,560	8,971,560	9,240,708	44,569,056
<i>Prior Years Cost</i>		<i>23,511,046</i>	<i>Future Years Cost</i>		<i>Total Project Cost</i>		<i>68,080,102</i>
Operating Related Assistance - FM# H13							*Non-SIS*
Type of Work:					Lead Agency: HART		
Project Type: Locally Managed							
Express Service Pasco/New Tampa/Downtown 51X; FPN 420741-1							
OPS (8)	State	240,125	240,125	240,125	240,125	0	960,500
OPS (8NA)	State	0	0	0	0	240,125	240,125
Total		240,125	240,125	240,125	240,125	240,125	1,200,625
<i>Prior Years Cost</i>		<i>744,001</i>	<i>Future Years Cost</i>		<i>Total Project Cost</i>		<i>1,944,626</i>

Phase	Fund Source	2013/14	2014/15	2015/16	2016/17	2017/18	Total
Revenue Fleet - FM# H1						*Non-SIS*	
Type of Work:						Lead Agency: HART	
Project Type: Locally Managed							
Vehicle Acquisition; FPN 414963-2							
CAP (9NA)	5309	1,286,141	1,286,141	1,286,141	1,286,141	1,286,141	6,430,705
CAP (9)	SU	0	5,000,000	0	8,200,000	0	13,200,000
CAP (9NA)	SU	0	0	0	0	6,750,000	6,750,000
Total		1,286,141	6,286,141	1,286,141	9,486,141	8,036,141	26,380,705
<i>Prior Years Cost</i>		<i>12,000,000</i>	<i>Future Years Cost</i>		<i>Total Project Cost</i>		<i>38,380,705</i>
Route 200X - FM# H14						*Non-SIS*	
Type of Work:						Lead Agency: HART	
Project Type: Locally Managed							
FPN 410693-1							
OPS (8)	State	131,975	172,100	172,100	172,100	0	648,275
OPS (8NA)	State	0	0	0	0	172,100	172,100
Total		131,975	172,100	172,100	172,100	172,100	820,375
<i>Prior Years Cost</i>		<i>532,525</i>	<i>Future Years Cost</i>		<i>Total Project Cost</i>		<i>1,352,900</i>

Phase	Fund Source	2013/14	2014/15	2015/16	2016/17	2017/18	Total
Route 20X FROM Lutz TO Downtown Tampa - FM# H18						*Non-SIS*	
Type of Work:					Lead Agency: HART		
Project Type: Locally Managed							
FPN 430322-1							
OPS (8)	State	241,000	400,000	241,000	241,000	0	1,123,000
OPS (8NA)	State	0	0	0	0	241,000	241,000
Total		241,000	400,000	241,000	241,000	241,000	1,364,000
<i>Prior Years Cost</i>		<i>482,000</i>	<i>Future Years Cost</i>		<i>Total Project Cost</i>		<i>1,846,000</i>

Section 9 - Expressway Authority

Phase	Fund Source	2013/14	2014/15	2015/16	2016/17	2017/18	Total
Downtown Viaduct Widening - FM# EA4					Length: 1.6 Miles *Non-SIS*		
Type of Work:					Lead Agency: Tampa-Hillsborough		
Project Type: Locally Managed							
Widen 4 lanes to 6 lanes.							
CST (5NA)	LF	60,000	0	0	0	0	60,000
ADM (ANA)	LF	50,000	0	0	0	0	50,000
Total		110,000	0	0	0	0	110,000
<i>Prior Years Cost</i>		<i>105,152,965</i>	<i>Future Years Cost</i>		<i>Total Project Cost</i>		<i>105,262,965</i>

I-4/Crosstown Connector AT (Deck Panel Replacements) - FM# EA2					*Non-SIS*		
Type of Work:					Lead Agency: Tampa-Hillsborough		
Project Type: Locally Managed							
Roadway maintenance.							
CST (5NA)	LF	100,000	0	0	0	0	100,000
ADM (ANA)	LF	50,000	0	0	0	0	50,000
Total		150,000	0	0	0	0	150,000
<i>Prior Years Cost</i>		<i>425,000</i>	<i>Future Years Cost</i>		<i>Total Project Cost</i>		<i>575,000</i>

Phase	Fund Source	2013/14	2014/15	2015/16	2016/17	2017/18	Total	
Resurfacing - FM# EA5							*Non-SIS*	
Type of Work:							Lead Agency: Tampa-Hillsborough	
Project Type: Locally Managed								
Resurfacing.								
PE (3NA)	LF	550,000	580,000	1,140,000	5,285,000	11,910,000	19,465,000	
Total		550,000	580,000	1,140,000	5,285,000	11,910,000	19,465,000	
<i>Prior Years Cost</i>		<i>106,094,599</i>	<i>Future Years Cost</i>		<i>Total Project Cost</i>		<i>125,559,599</i>	

Selmon Greenway from Hillsborough River to 19th St - FM# EA7							*Non-SIS*	
Type of Work:							Lead Agency: Tampa-Hillsborough	
Project Type: Locally Managed								
Construct multi-use trail.								
PE (3NA)	LF	94,500	0	0	0	0	94,500	
CST (5NA)	FDOT	0	813,395	0	0	0	813,395	
ADM (ANA)	LOGT	0	25,000	0	0	0	25,000	
PE (3NA)	FDOT	0	172,745	0	0	0	172,745	
Total		94,500	1,011,140	0	0	0	1,105,640	
<i>Prior Years Cost</i>			<i>Future Years Cost</i>		<i>Total Project Cost</i>		<i>1,105,640</i>	

Section 10 - Tampa Port Authority

Phase	Fund Source	2013/14	2014/15	2015/16	2016/17	2017/18	Total
Berths - FM# TPA4		*Non-SIS*					
Type of Work:		Lead Agency: Tampa Port Authority					
Project Type: Locally Managed							
Cargo and Passenger Berths, Berth 4 & 224							
CST (6)	LF	2,000,000	4,000,000	2,000,000	0	0	8,000,000
Total		2,000,000	4,000,000	2,000,000	0	0	8,000,000
<i>Prior Years Cost</i>		<i>5,000,000</i>	<i>Future Years Cost</i>		<i>Total Project Cost</i>		<i>13,000,000</i>
Big Bend / Port Redwing AT Big Bend Channel - FM# TPA5		*Non-SIS*					
Type of Work:		Lead Agency: Tampa Port Authority					
Project Type: Locally Managed							
Dredge to 300' wide and 43' deep							
CST (6)	LF	4,500,000	0	0	0	0	4,500,000
Total		4,500,000	0	0	0	0	4,500,000
<i>Prior Years Cost</i>		<i>4,672,331</i>	<i>Future Years Cost</i>		<i>Total Project Cost</i>		<i>9,172,331</i>
Big Bend/Port Redwing FROM Channel Dredging and TO Berth Construction - FM# TPA6		*Non-SIS*					
Type of Work:		Lead Agency: Tampa Port Authority					
Project Type: Locally Managed							
Dredge to 34' wide and 43' deep; Construct Berth 301 & 302							
CST (6)	LF	10,000,000	0	0	0	0	10,000,000
Total		10,000,000	0	0	0	0	10,000,000
<i>Prior Years Cost</i>		<i>30,600,000</i>	<i>Future Years Cost</i>		<i>Total Project Cost</i>		<i>40,600,000</i>

Phase	Fund Source	2013/14	2014/15	2015/16	2016/17	2017/18	Total
Channelside FROM Cruise Terminal and TO Parking Garage - FM# TPA3							*Non-SIS*
Type of Work:							Lead Agency: Tampa Port Authority
Project Type: Locally Managed							
Parking garage, terminal 6 parking lot restoration, long term cruise terminal planning							
CST (6)	LF	1,000,000	11,000,000	0	0	0	12,000,000
Total		1,000,000	11,000,000	0	0	0	12,000,000
<i>Prior Years Cost</i>		<i>4,000,000</i>	<i>Future Years Cost</i>		<i>Total Project Cost</i>		<i>16,000,000</i>
Consultant & Contractor Services - FM# TPA2							*Non-SIS*
Type of Work:							Lead Agency: Tampa Port Authority
Project Type: Locally Managed							
CST (6)	LF	10,170,000	10,170,000	12,170,000	0	0	32,510,000
Total		10,170,000	10,170,000	12,170,000	0	0	32,510,000
<i>Prior Years Cost</i>		<i>39,930,750</i>	<i>Future Years Cost</i>		<i>Total Project Cost</i>		<i>72,440,750</i>
East Port AT Terminal Development - FM# TPA1							*Non-SIS*
Type of Work:							Lead Agency: Tampa Port Authority
Project Type: Locally Managed							
Bulkheading and filling site							
CST (6)	LF	1,200,000	12,500,000	7,500,000	0	0	21,200,000
Total		1,200,000	12,500,000	7,500,000	0	0	21,200,000
<i>Prior Years Cost</i>		<i>5,500,000</i>	<i>Future Years Cost</i>		<i>Total Project Cost</i>		<i>26,700,000</i>

Phase	Fund Source	2013/14	2014/15	2015/16	2016/17	2017/18	Total
East Port FROM Aggregate Development TO and Terminal Development - FM# TPA11							*Non-SIS*
Type of Work:							Lead Agency: Tampa Port Authority
Project Type: Locally Managed							
Environmental Mitigation							
CST (6)	LF	2,000,000	0	1,000,000	0	0	3,000,000
Total		2,000,000	0	1,000,000	0	0	3,000,000
<i>Prior Years Cost</i>		<i>8,500,000</i>	<i>Future Years Cost</i>		<i>Total Project Cost</i>		<i>11,500,000</i>
East Port AT Aggregate Development - FM# TPA13							*Non-SIS*
Type of Work:							Lead Agency: Tampa Port Authority
Project Type: Locally Managed							
Expansion to West: Fill East Port Dredge - Berth 150 to 43'							
CST (6)	LF	5,000,000	7,500,000	9,000,000	0	0	21,500,000
Total		5,000,000	7,500,000	9,000,000	0	0	21,500,000
<i>Prior Years Cost</i>		<i>8,500,000</i>	<i>Future Years Cost</i>		<i>Total Project Cost</i>		<i>30,000,000</i>
East Port AT Aggregate Development - FM# TPA10							*Non-SIS*
Type of Work:							Lead Agency: Tampa Port Authority
Project Type: Locally Managed							
Upland Improvements: wicking, draining and stabilizing							
CST (6)	LF	2,000,000	0	0	0	0	2,000,000
Total		2,000,000	0	0	0	0	2,000,000
<i>Prior Years Cost</i>			<i>Future Years Cost</i>		<i>Total Project Cost</i>		<i>2,000,000</i>

Phase	Fund Source	2013/14	2014/15	2015/16	2016/17	2017/18	Total
Existing Facilities Improvements AT Railroad & Crossing Improvements - FM# TPA14							*Non-SIS*
Type of Work:							Lead Agency: Tampa Port Authority
Project Type: Locally Managed							
CST (6)	LF	2,000,000	0	0	0	0	2,000,000
Total		2,000,000	0	0	0	0	2,000,000
<i>Prior Years Cost</i>		<i>11,000,000</i>	<i>Future Years Cost</i>		<i>Total Project Cost</i>		<i>13,000,000</i>
Existing Facilities Improvements AT Dredge Disposal Sites - FM# TPA18							*Non-SIS*
Type of Work:							Lead Agency: Tampa Port Authority
Project Type: Locally Managed							
Spoil Island 2D							
CST (6)	LF	0	2,000,000	2,000,000	0	0	4,000,000
Total		0	2,000,000	2,000,000	0	0	4,000,000
<i>Prior Years Cost</i>		<i>1,250,000</i>	<i>Future Years Cost</i>		<i>Total Project Cost</i>		<i>5,250,000</i>
Hookers Point AT Container Yard Development - FM# TPA19							*Non-SIS*
Type of Work:							Lead Agency: Tampa Port Authority
Project Type: Locally Managed							
Phase 4 - Phase 10							
CST (6)	LF	9,820,000	15,000,000	0	0	0	24,820,000
Total		9,820,000	15,000,000	0	0	0	24,820,000
<i>Prior Years Cost</i>		<i>39,450,000</i>	<i>Future Years Cost</i>		<i>Total Project Cost</i>		<i>64,270,000</i>

Phase	Fund Source	2013/14	2014/15	2015/16	2016/17	2017/18	Total
Land Acquisition AT Mitigation and Expansion - FM# TPA7							*Non-SIS*
Type of Work:						Lead Agency: Tampa Port Authority	
Project Type: Locally Managed							
CST (6)	LF	7,000,000	5,000,000	7,500,000	0	0	19,500,000
Total		7,000,000	5,000,000	7,500,000	0	0	19,500,000
<i>Prior Years Cost</i>		<i>10,000,000</i>	<i>Future Years Cost</i>		<i>Total Project Cost</i>		<i>29,500,000</i>
Navigation FROM Studies, Designs, Applications and TO Channel Widening - FM# TPA17							*Non-SIS*
Type of Work:						Lead Agency: Tampa Port Authority	
Project Type: Locally Managed							
Cut A and B Channel to 600'							
CST (6)	LF	7,600,000	0	0	0	0	7,600,000
Total		7,600,000	0	0	0	0	7,600,000
<i>Prior Years Cost</i>		<i>1,000,000</i>	<i>Future Years Cost</i>		<i>Total Project Cost</i>		<i>8,600,000</i>
Pendola Point Expansion - FM# TPA16							*Non-SIS*
Type of Work:						Lead Agency: Tampa Port Authority	
Project Type: Locally Managed							
Studies, Designs, Applications and Cost Estimates Upgrade Berth 230							
CST (6)	LF	4,000,000	5,000,000	5,000,000	0	0	14,000,000
Total		4,000,000	5,000,000	5,000,000	0	0	14,000,000
<i>Prior Years Cost</i>		<i>6,125,000</i>	<i>Future Years Cost</i>		<i>Total Project Cost</i>		<i>20,125,000</i>

Appendix A – Project Prioritization

(this page left blank)

LONG RANGE TRANSPORTATION PLAN CONTEXT

Priorities for the TIP were developed by drawing on the extensive prioritization of the County's transportation needs defined in the 2035 Long Range Transportation Plan. Prior to establishing priorities for all new projects, on-going projects - such as road projects where Right-of-Way had been acquired - were moved to the top of the priority list to ensure continuity in the project priorities and implementation. 10 measures were selected which addressed not only the federal planning requirements but also the Goals and Objectives of the Long Range Transportation Plan. Each measure was assigned a weight based on that measure's importance for the scoring of the projects in the LRTP. These weights were developed with input from the MPOs Advisory Committees with approval by the MPO Board. For each measure, a score was assigned based on the project's ability to meet the criteria of that measure. A complete listing of the measures, weights and scores can be found in the 2035 LRTP.

For funding of project in the TIP, the MPO requested update project information from each implementing agency to identify project readiness and ability to implement the project. The list of priorities in the TIP was then transmitted to FDOT for programming. One of the funding sources which the MPO provides priorities is the Transportation Enhancement portion of the Surface Transportation Program. Unlike the other funding sources, this source has an application process which is used to determine the eligibility and feasibility of the project's use of the Transportation Enhancement funds.

As listed in 23 U.S.C. 101(a)(35), projects listed as eligible for Transportation Enhancement funding include:

1. Provision of pedestrian and bicycle facilities;
2. Provision of pedestrian and bicycle safety and education activities;
3. Acquisition of scenic or historic easements and sites;
4. Scenic or historic highway programs including tourist and welcome centers;
5. Landscaping and scenic beautification;
6. Historic Preservation;
7. Rehabilitation and operation of historic transportation buildings, structures, or facilities;
8. Conversion of abandoned railway corridors to trails;
9. Control and removal of outdoor advertising;
10. Archaeological planning and research;
11. Environmental mitigation of highway runoff pollution, reduce vehicle-caused wildlife mortality, maintain habitat connectivity; and
12. Establishment of transportation museums

HART TRANSIT FUNDING ASSUMPTIONS FOR FY 2012 – FY 2016 TIP

The following presents the funding assumptions used to develop Hillsborough Area Regional Transit's (HART) submission for the Hillsborough County MPO FY 2012 – FY 2016 Transportation Improvement Program.

All numbers reflect funds that are not yet obligated in a grant and includes anticipatory fund in some instances. Section 5307 funds are anticipated but the total amount for any year is not confirmed until the release of the pertinent federal register.

Funding allocations to projects are based on the HART FY 2011 - FY 2020 Transit Development Plan and FDOT Final Tentative Five Year Work Program dated April 7th, 2011, with minor revisions to reflect updated project and/or funding actions.

Surface Transportation Program (STP) and Transportation Enhancement (TE) funding have been previously prioritized by the MPO and are programmed in the FDOT Final Tentative Five Year Work Program dated April 7, 2011.

State Block Grant funds for FY 2012- FY 2016 are as programmed in FDOT Final Tentative Work Program dated April 7, 2009. Funding for FY 2012 is estimated based on the best information available and is subject to change. It is expected that corrections may be submitted to HART on June 13th, 2011.

FY 2010 State Service Development and Urban Corridor funds are as programmed in the FDOT Final Tentative Five Year Work Program dated April 7, 2011. They are matched with HART Ad Valorem funds.

The Job Access & Reverse Commute (JARC) grants reflect the anticipated federal award and are dependent on reauthorization and the specific rules regarding eligibility.

Amounts for the following funding sources are estimates based on historic funding patterns received by HART. Federal funding is subject to the reauthorization of a new transportation bill:

- Federal Section 5307 funding
- Federal Job Access & Reverse Commute (JARC)

- Basic Transit Infrastructure for shelters and sidewalk funds are allocated from City of Tampa and Hillsborough County development impact fees

REGIONAL PRIORITIES

This TIP incorporates projects prioritized by the CCC for inclusion in the 2035 Regional LRTP as well as the resulting priority projects for the Transportation Regional Incentive Program (TRIP) authorized through state legislation. Listed below are the priority projects from the CCC Regional LRTP and the TRIP priorities that are pertinent to the Hillsborough Metropolitan Planning Area.

Regional LRTP High Priority Corridors:

- Bruce B Downs Blvd;
- Downtown Tampa to Wesley Chapel Rail Corridor;
- Downtown Tampa to Clearwater Rail Corridor;
- Gandy Blvd;
- I-75;
- I-275;
- SR 60 (Brandon Blvd);
- Tampa to Lakeland Commuter Rail Corridor;
- US 92; and
- Veterans Expressway

TRIP Priority Projects:

- Bruce B. Downs from Pebble Creek to County Line Rd;
- Future Transit Projects;
- Managed Lanes Study on Interstates; and
- US 301 from SR 674 to Balm Rd

Appendix B – Project Highlights

MAJOR TRANSPORTATION PROJECTS

Deferrals:

Deferred CST from 2014 to 2016 for FPN 4255031; SR 566 /Thonotosassa from W Baker St to N of I-4

Deferred PE from 2015 to 2016 for FPN 4289551; I-75 (SR93A) & SR 60 from S of SR60 @ SLIP RMP to N of SR 60 at CSX BRG

Deletions:

Combined CST of Pedestrian Safety Improvements for FPN 428214-2; Fletcher Ave from 30th St to 50th St with FPN 428214-1
Fletcher Ave from Nebraska Ave to 56th St

Advancements:

Advanced CST from 2017 to 2016 for FPN 2558933; SR 574 (MLK Blvd) from E of Parsons Ave to E of Kingsway Rd

Advanced CST from 2015 to 2014 for FPN 4054925; CR 581 (BB Downs Blvd) from S of Bearss Ave to S of Palm Springs Blvd

Advanced CST from 2017 to 2015 for FPN 4130922; Bayshore Blvd from S Howard Ave to Rome Ave

Advanced CAP from 2017 to 2015 for FPN 4228262; Port of Tampa Container Yard

Advanced PE from 2016 to 2015 for FPN 4289531; I-75 (SR 93A) from WB SR60 Entrance Ramp to S of CSX/Broadway Ave

Advanced PE from 2017 to 2015 for FPN 4289571; I-75(SR93A) SB OFF-RMP from S of Bypass Canal to EB/WB I-4 Advanced

Advanced PE from 2016 to 2015 for FPN 4292511; I-75 (SR 93A) from S of CSX/BROADWAY AVE to EB/WB I-4 Exit Ramp

Advanced CST from 2016 to 2015 for FPN 4307051; I-75(SR93A) over CR574 & CSX RR from Woodberry to Martin Luther King Blvd

Projects Added:

ROW added to 2015 – 2017 for FPN 2558934; SR 574 (MLK BLVD) from East of Kingsway Rd to E of McIntosh Rd

CST added to 2017 for FPN 4054924; CR 581 (BB Downs Blvd) from Pebble Creek Dr to County Line Rd

CST added to 2017 for FPN 4055252; SR 60 (Adamo Dr) from E of US 301 to W of Falkenburg Rd

CST added to 2014 for FPN 4109096; I-75 (SR 93A) from Manatee/Hills county line to Progress/Bloomingtondale

PE added to 2017, ROW Advanced Acquisition added to 2017 and 2018 for FPN 4125312; I-275 (SR 93) I-275/SR 60 Interchange

CST added to 2016 for FPN 4154893; US 301 (SR 43) from SR 674/Suncity Center Blvd to CR 672/Balm Road

CST added to 2014 for Automated People Mover at Tampa International Airport

Significant Resurfacing Project Added in the Work Program (PE in 2013 and CST in 2015)

I-275 (SR 93) from W of NB/EB Kennedy Rmp to E of SR60/Memorial Hwy

CST – Construction; DSB – Design Build; PD&E – Project Development and Environment Study; PE – Preliminary Engineering;
ROW – Right of Way

**Appendix C –
Fund Codes and Descriptions**

FEDERAL, STATE & LOCAL FUND CODES AND DESCRIPTIONS

Active Fund Codes

ACEM	Earmarks AC	EBNH	Equity Bonus – NH
ACIM	Advanced Construction (IM)	FAA	Federal Aviation Admin
ACNH	Advanced Construction (NH)	FSF1	Fed Stimulus, S/W Managed
ACNP	Advanced Construction National Program	FSSU	Fed Stimulus, Urban Areas > 200k
ACSA	Advance Construction (SA)	FTA	Federal Transit Administration
ACSU	Advance Construction (SU)	GAS	Gas Tax
BNDS	Bond – State	GMR	General Revenue for SIS
BNIR	Intrastate R/W and Bridge Bonds	HCAA	Aviation Authority Funds
BRRP	State Bridge Repair And Rehab	HPP	High Priority Projects
BU	STP, Urban Areas > 200k	HSP	Highway Safety Program
CIGP	County Incentive Grant Program	IM	Interstate Maintenance
CIT III	Community Investment Tax	IMAC	IM (AC/Regular)
CM	Congestion Mitigation - AQ	IMPACT	Impact Fees
D	Unrestricted State Primary	JARC	Jobs Access Reverse Commute
DDR	District Dedicated Revenue	LF	Local Funds
DDRF	District Dedicated Revenue Matching Funds	LFF	Local Fund - for Matching F/A
DI	St. - S/W Inter/Intrastate Hwy	LFP	Local Funds for Participating
DIH	State In-house Product Support	LFR	Local Funds/Reimbursable
DIS	Strategic Intermodal System	LOGT	Local Option Gas Tax
DITS	Statewide ITS – State 100 %	MG	Federal – Minimum Guarantee
DPTO	State PTO	MU	STP, Urban Areas > 200k
DS	State Primary Highways and PTO	NCPD	National Corridor Plan and Dev
DSB1	Skyway	NFI	New Freedoms Initiative
DSB6	Tampa-Hillsborough Expr Auth	NH	Principal Arterials
DSBT	Turnpike/Reimbursed by toll	NHAC	NH (AC/Regular)
DU	State Primary/Federal Reim	NHPP	National Highway Performance Program
EB	Equity Bonus	NHRE	National Hwy Performance – Resurfacing

NSTP	New Starts Transit Program	ST10	STP Earmarks – 2010
PKBD	Turnpike Master Bond Fund	SU	STP, Urban Areas > 200k
PKM1	Tpk Toll Maintenance	TALT	Transportation Alternative, Urban Areas > 200k
PKYI	Turnpike Improvement	TALU	Transportation Alternative, Any Area
PKYR	Tpk Maintenance Reserve	TCSP	Trans, Community & System Preservation
PL	Metro Plan (85% Federal Aid; 15% other)	TIGR	Tiger Highway Grant
PLAC	Metro Plan (85% Federal Aid; 15% other) AC	TIMP	Transportation Improvements
PORB	PORT funds returned from bonds	TM06	Tampa-Hillsborough Expr. Auth.
PORT	Seaports	TO06	Tampa-Hillsborough Expr. Auth.
RED	Redistribution of Federal Aid (Sec 1102F)	TRIP	Transportation Regional Incentive Program
RHP	Rail Highway Crossings – Protective Devices	TDTF	Transportation Disadvantaged Trust Fund
S112	STP, Earmarks – 2006	TRIP	Trans Regional Incentive Program
S115	STP, Earmarks – 2004	UNK	Unknown
S117	STP, Earmarks – 2005	UT	Utility Tax
SA	STP, Any Area	5307	FTA Section 5307 funding (49 U.S.C. 5307)
SL	STP, Areas <= 200K Population	5309	FTA Section 5309 funding (49 U.S.C. 5309)
SR2S	Safe Routes to school - Infrastructure		

Appendix D– Amendments

Amendments to the Transportation Improvement Program are approved by the MPO Board at regularly scheduled meetings. Amended pages of the TIP are added electronically on the MPO's website once they have been approved. Amendments to the TIP are made available on the MPO website: <http://www.planhillsborough.org/transportation-improvement-program-tip/>